

# Regional Workforce Data Profile: Economic Growth Region 7



GOVERNOR'S  
**WORKFORCE**  
CABINET

## Measuring Progress - EGR 7

Employment Metrics	WIOA EMPLOYMENT				
	Program Year 2022 Q1, Rolling	Job Placement After Exit	Job Placement Target	Retained Employment	Retention Target
	WIOA Adult	93%	84%	84%	78%
	WIOA Dislocated Worker	80%	77%	78%	82%
	WIOA Youth (age 14-24)	79%	75%	75%	76%

MEDIAN EARNINGS PROGRAM YEAR 2022 Q1, ROLLING	EGR 7	TARGET
Median Earnings Youth	\$4,272	\$3,600
Median Earnings DW	\$9,033	\$8,298
Median Earnings Adult	\$7,269	\$6,600

Legend: I = Target, Yellow = Job Placement, Blue = Retention

Education Attainment	POST SECONDARY COMPLETION RATE	EGR 7: ON TIME	STATE: ON TIME	ERG 7, 6 YEAR (EXTENDED)	STATE: 6 YEAR (EXTENDED)
	2 Year Public	Ivy Tech- Terre Haute 15.5%	18.6%	Ivy Tech- Terre Haute 46.2%	42.5%
	4 Year Public	Indiana State University 30.2%	50.8%	Indiana State University 53.1%	72.2%

Workforce Ready Grant - Ivy Tech EGR 7		
County	Distinct Count Enrolled	Distinct Count Awarded
Clark	654	270
Clay	246	114
Putnam	177	66
Sullivan	236	107
Vermillion	156	62
Vigo	1,197	486
Total	2,666	1,105

Fall 2017-Fall 2022

Student Engagement and Preparation	CAREER TECHNICAL EDUCATION						
	INDICATOR	2019-2020		2020-2021		2021-2022*NEW	
		STATE	EGR 7	STATE	EGR 7	STATE	EGR 7
	Post Program Placement	7409/8719 = 85%	330/411 = 80%	7496/9801 = 76%	404/516 = 78%	15359/18792 = 82%	499/632 = 79%
	Credential Attainment	1943/9801 = 20%	129/411 = 31%	2432/11956 = 20%	117/514 = 23%	4907/18735 = 26%	149/628 = 23%
	Dual Credit Attainment	4490/9801 = 46%	217/411 = 53%	5142/11956 = 43%	196/514 = 38%	7218/18735 = 39%	285/628 = 45%
WBL Participation	1784/9801 = 18%	58/411 = 14%	1781/11956 = 15%	67/514 = 13%	4320/18735 = 23%	112/628 = 18%	

High School Students Who Earn a Credential (2021 Cohort)	EGR7	State
	7.5%	5.5%

Adult Education	2019-2020		2020-2021		
	EGR 7	STATE	ERG 7	STATE	
	High School Equivalency Diplomas Earned	139	4,146	249	4,744
	Workforce Education Initiative Classes	9	115	8	119
	Workforce Education Initiative Enrollment	39	1,497	52	1,381
	Employment 2nd Qtr. After Exit	65%	52%	60%	46%
	Employment 4th Qtr. After Exit	87%	78%	83%	73%

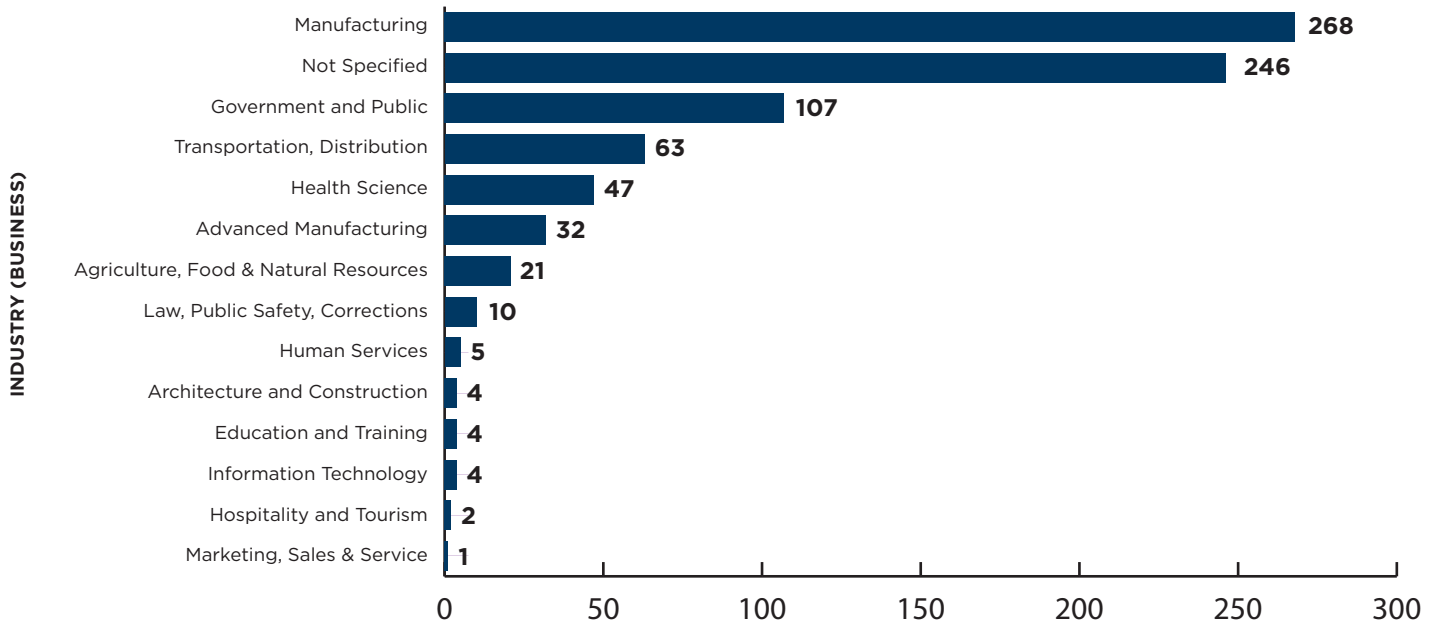
	2019-2020	2020-2021
Median Earnings 2nd Qtr. After Exit	\$4,791	\$4,985

# Regional Workforce Data Profile: EGR 7 WIOA Business Services Metrics



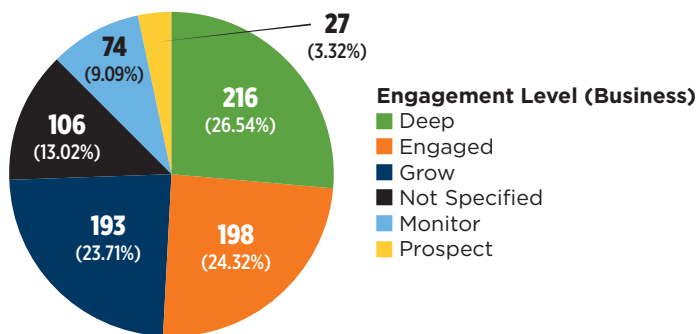
GOVERNOR'S  
**WORKFORCE**  
CABINET

## COUNT OF BUSINESS BY INDUSTRY

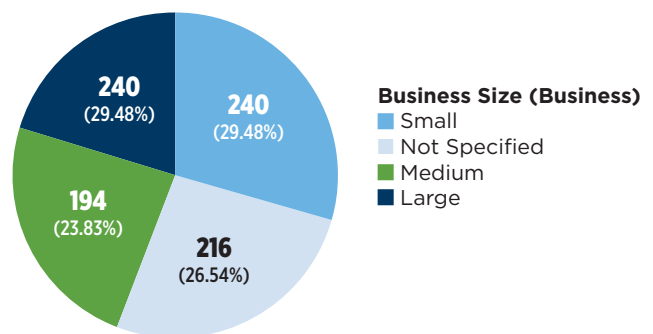


## BUSINESS ENGAGEMENT

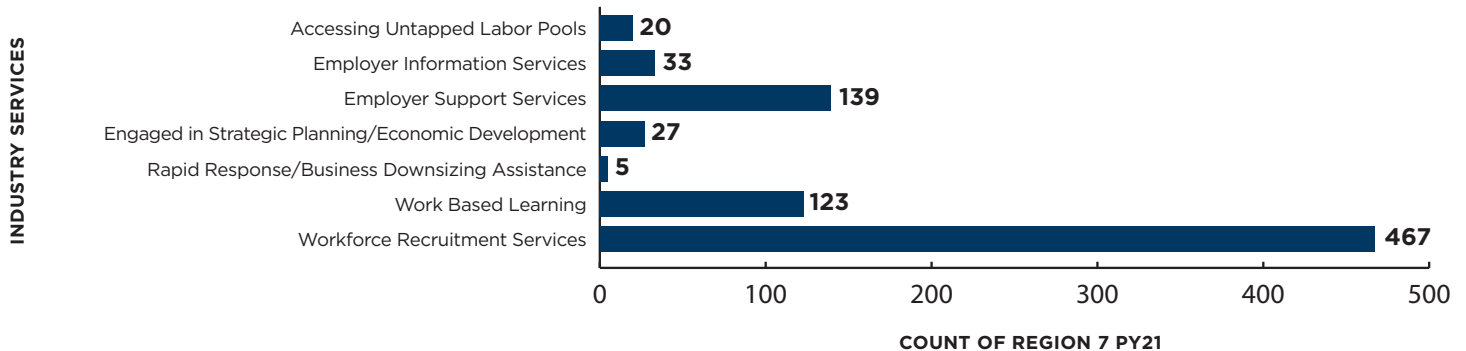
Count of Business by Engagement Level



Businesses Served by Size



## BUSINESS SERVICE TYPE



# Regional Workforce Data Profile: EGR 7

## Regional Job Posting Analytics



GOVERNOR'S  
**WORKFORCE**  
CABINET

### Top 25 Employers by Employment Count

- Union Hospital
- Indiana State University
- Cummins Behavioral Health Systems Inc
- Great Dane Trailers Manufacturing
- International Automotive Components
- Terre Haute Regional Hospital
- DePauw University
- Taghleef Industries
- Vigo County School Corporation
- Heartland Automotive LLC
- Walmart Fashion Distribution Center
- Eli Lilly & Co
- Vigo County School Corporation
- Associated Physicians & Surgeons Clinic
- Ivy Tech Community College
- Advics Manufacturing Indiana, LLC
- Maternal Health Clinic
- Indiana State University
- Hamilton Center Inc
- Raybestos Powertrain
- Putnam County Hospital
- Futurex Industries Inc
- Formflex
- Springhill Medical Center
- Rose-Hulman Institute Of Technology
- Vigo County School Corporation
- Union Hospital
- Indiana State University
- Cummins Behavioral Health Systems Inc
- Great Dane Trailers Manufacturing
- International Automotive Components
- Terre Haute Regional Hospital
- DePauw University
- U.S. Federal Correctional Complex
- Amcor
- Heartland Automotive LLC
- Walmart Fashion Distribution Center
- Hamilton Center
- Eli Lilly & Co
- Rose Hulman Institute of Technology
- Associated Physicians & Surgeons Clinic
- Ivy Tech Community College
- Advics Manufacturing Indiana, LLC
- Crown Equipment
- Maternal Health Clinic

\*Source: Lightcast

### Top Software Skills

- Microsoft Excel
- Microsoft Office
- SQL (Programming Language)
- Microsoft Outlook
- Python (Programming Language)
- Microsoft PowerPoint
- Customer Relationship Management (CRM) Software
- Document Capture Software
- Salesforce
- Operating Systems
- JavaScript (Programming Language)
- Java (Programming Language)
- Software Systems
- Linux
- Microsoft Word
- Project Management Software
- Power BI
- Amazon Web Services
- Application Programming Interface (API)
- C++ (Programming Language)

### Top 25 Qualifications

- Valid Driver's License
- Registered Nurse (RN)
- Basic Life Support (BLS) Certification
- Security Clearance
- Advanced Cardiovascular Life Support (ACLS) Certification
- Secret Clearance
- Top Secret-Sensitive Compartmented Information (TS/SCI Clearance)
- Master Of Business Administration (MBA)
- Six Sigma Certification
- Board Certified/Board Eligible
- Cardiopulmonary Resuscitation (CPR) Certification
- First Aid Certification
- Microsoft Certified Professional
- Certified Credit Compliance Professional (C3P)
- Certified Dental Technician
- Certified Public Accountant
- Cisco Certified Network Associate
- CompTIA Security+
- Housing Credit Certified Professional
- Licensed Practical Nurse (LPN)
- Neonatal Resuscitation Program Certification (NRP)
- Pediatric Advanced Life Support (PALS)
- Professional Engineer (PE) License
- Professional in Human Resources
- ServSafe Certification

# Regional Workforce Data Profile: EGR 7



GOVERNOR'S  
**WORKFORCE**  
CABINET

## LABOR MARKET PROFILE

### MEDIAN HOUSEHOLD INCOME

County	Median Household Income	% of State Median Household Income
Indiana	\$62,723	100%
Clay	\$64,245	102%
Parke	\$55,683	89%
Putnam	\$61,223	98%
Vermillion	\$53,540	85%
Sullivan	\$47,606	76%
Vigo	\$48,421	77%

US Census Bureau, American Community Survey, 2021



Source: US Census Bureau, American Community Survey, 5-Yr estimate, 2021

Total Covered Payroll Employment

**77,967**



Source: Quarterly Census of Employment and Wages, 2021 Annual Employment

## MAJOR EDUCATIONAL INSTITUTIONS

### Name

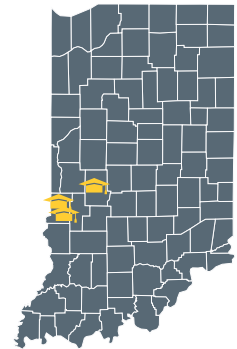
Indiana State University  
Ivy Tech - Wabash Valley  
DePauw University  
Rose-Hulman Institute of Technology  
Saint Mary-of-the-Woods College

### Type

Four-year  
Two-year  
Independent  
Independent  
Independent

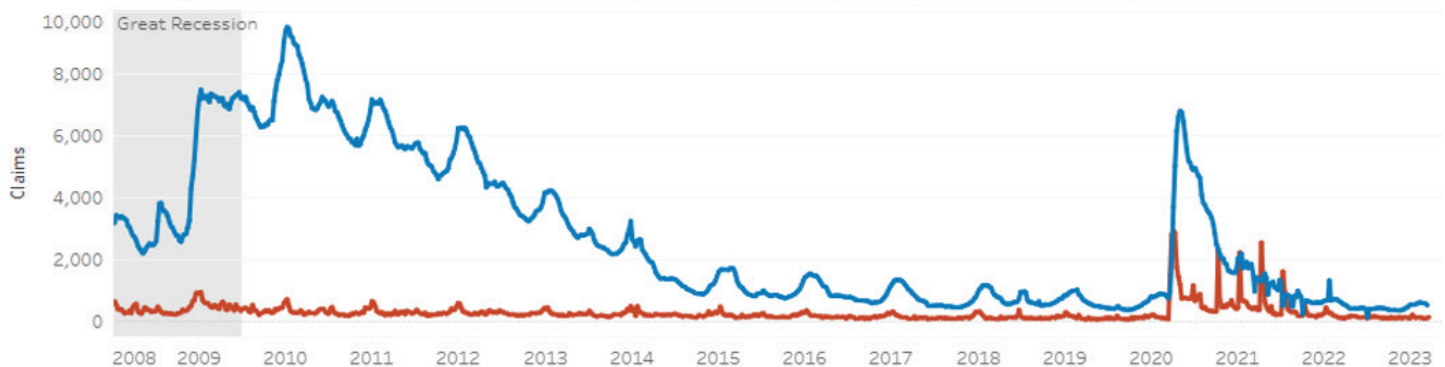
### City

Terre Haute  
Terre Haute  
Greencastle  
Terre Haute  
Saint Mary of the Woods



## EGR 7 WEEKLY INITIAL AND CONTINUED UNEMPLOYMENT CLAIMS

EGR 7 weekly **initial** and **continued** unemployment claims (Total, All Industries)



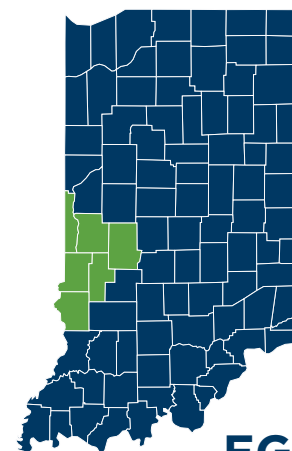
# Regional Workforce Data Profile: EGR 7



GOVERNOR'S  
**WORKFORCE**  
CABINET

## LABOR MARKET PROFILE

Population  
**222,176**



**EGR 7**

Consists of Clay, Parke, Putnam, Sullivan, Vermillion and Vigo Counties

Population over Time	Number	Rank in State	Percent of State	Indiana
Yesterday (2010)	227,719	12	3.5%	6,484,050
<b>Today (2022)</b>	<b>222,176</b>	<b>12</b>	<b>3.3%</b>	<b>6,833,037</b>
Tomorrow (2030 projection)*	228,428	12	3.2%	7,143,795
Percent Change 2010 to Today	-2.4%	11		5.4%

\*Projection based on 2010 U.S. Census Bureau; Indiana Business Research Center  
Sources: U.S. Census Bureau; Indiana Business Research Center

### Unemployment Rate State vs Region

STATE  
**3.5%**

EGR 7  
**4.1%**

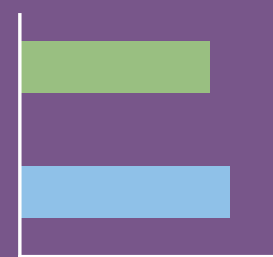


Source: Bureau of Labor Statistics, LAUS, Feb., 2023 , Not Seasonally Adjusted

### Labor force participation rate - Age 20-64

STATE:  
**70.7%**

EGR 7:  
**78.1%**



Source: IU Business Research Center

**TOP 10**

## EGR 7 INDUSTRY SECTORS BY EMPLOYMENT

1. Government
2. Manufacturing
3. Health Care and Social Assistance
4. Retail Trade
5. Accommodation and Food Services
6. Construction
7. Transportation and Warehousing
8. Administrative and Support and Waste Management and Remediation Services
9. Educational Services
10. Other Services (except Public Administration)



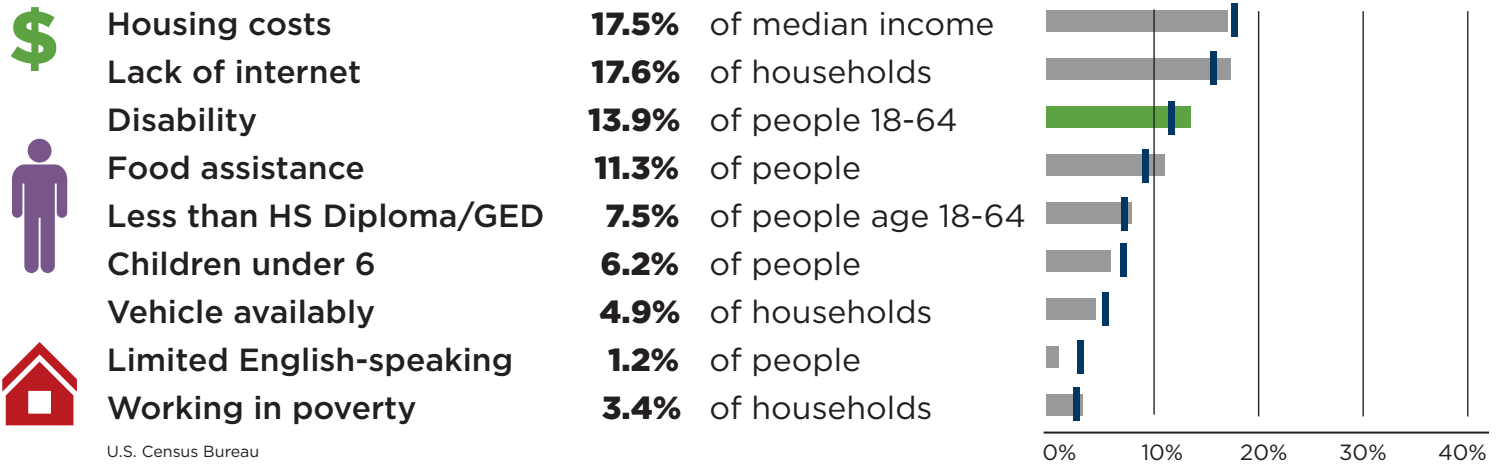
# Regional Workforce Data Profile: EGR 7



GOVERNOR'S  
WORKFORCE  
CABINET

## BARRIERS TO EMPLOYMENT

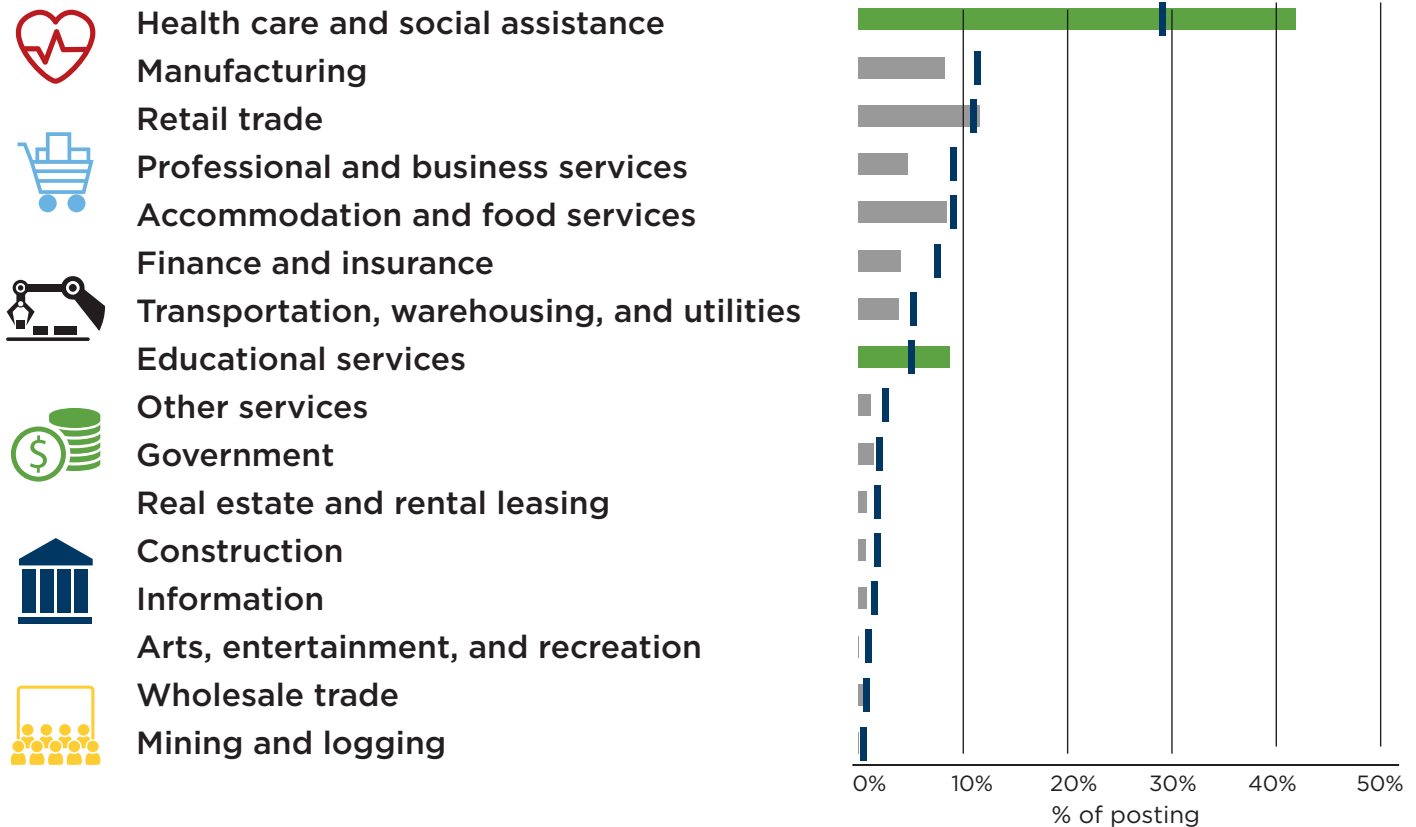
| = Statewide



## JOB POSTINGS BY INDUSTRY

| = Statewide

Q4 2021-Q4 2022



For more information:

<https://datavizpublic.in.gov/views/WorkforceProfile/Dashboard1?embed=y>

# Regional Workforce Data Profile: EGR 7



GOVERNOR'S  
WORKFORCE  
CABINET

## STATE FISCAL YEAR PAID INVOICE ALLOCATIONS

Only includes IN Department of Workforce Development pass through funding SFY23 represents partial year

Program	SFY20	SFY21	SFY22	SFY23
Apprenticeship State Expansion Grant				\$16,982.83
Business Consultant	\$120,000.00	\$81,926.00	\$158,074.00	\$90,000.00
Disaster Recovery - Dislocated Worker National Emergency Grant			\$35,145.17	
Employer Training Grant - CARES		\$54,839.69		
Grant Writing Service	\$1,400.00	\$2,000.00	\$550.35	
Infrastructure Cost Agreement	\$72,206.21	\$85,381.69	\$84,086.20	\$65,176.74
Jobs for America's Graduates	\$612,317.64	\$479,804.21	\$476,610.06	\$274,089.94
Jobs for America's Graduates - TANF	\$1,775.37			
Jobs for Hoosiers	\$4,500.00	\$4,990.00	\$10.00	
Next Level Jobs - Employer Training Grant			\$180,133.79	\$204,912.51
Pre-Employment Transition Services	\$57,000.00	\$15,312.50	\$75,343.75	\$70,487.50
Rapid Response COVID Grant		\$29,999.30	\$47,297.38	
Re-Employment Services and Eligibility Assessment	\$149,829.00	\$152,235.00	\$132,410.48	\$112,905.52
UI-COVID	\$6,000.00	\$8,122.68		
WIOA Performance Support Grant			\$10,522.00	\$221,286.00
Workforce Innovation & Opportunity Act	\$1,399,092.00	\$1,435,391.00	\$1,435,516.28	\$1,221,100.72
Workforce Ready Grant - Cares		\$337,177.25	\$72,796.40	
Workforce Ready Grant - State			\$14,093.00	\$138,759.00
WorkIndiana	\$49,471.33			
WorkIndiana-TANF	\$268.14			
<b>Grand Total</b>	<b>\$2,473,859.69</b>	<b>\$2,687,179.32</b>	<b>\$2,722,588.86</b>	<b>\$2,415,700.76</b>
Federal	\$2,000,123.36	\$2,239,272.32	\$2,051,191.66	\$1,797,939.31
State	\$473,736.33	\$447,907.00	\$671,397.20	\$617,761.45
Expired	\$257,367.48	\$476,016.13	\$155,799.30	\$16,982.83

# Measuring Progress Data Definitions

## WIOA Adult

Participants in the WIOA Title I Adult program must meet the following eligibility criteria:

- U.S. citizen or otherwise legally entitled to work in the United States;
- Age 18 or older; and
- Selective Service Registration.

There are no additional eligibility criteria for the Adult Program. However, as required by WIOA 134(c)(3)(E), priority for career and training services funded by and provided through the adult program shall be given to veterans and recipients of public assistance, other low-income individuals, individuals who are basic skills deficient, and any additional priority of service groups defined by the Governor or Local Workforce Development Board (LWDB) for receipt of career and training services determined appropriate to obtain or retain employment. Priority of service status is established at the time of eligibility determination and does not change during the period of participation.

## WIOA Dislocated Worker

Participants in the WIOA Title I Dislocated Worker program must meet the following criteria:

- U.S. citizen or otherwise legally entitled to work in the United States;
- Age 18 or older;
- Selective Service Registration; and
- Meet one of the following categories:

### Category A:

An individual who: (i) has been terminated or laid off, or who has received a notice of termination or layoff, from employment; (ii) (I) is eligible for or has exhausted entitlement to unemployment compensation; or (II) has been employed for a duration sufficient to demonstrate, to the appropriate entity at a one-stop center referred to in section 121(e), attachment to the workforce, but is not eligible for unemployment compensation due to insufficient earnings or having performed services for an employer that were not covered under a state unemployment compensation law; and (iii) is unlikely to return to a previous industry or occupation

### Category B:

An individual who: (i) has been terminated or laid off, or has received a notice of termination or layoff, from employment as a result of any permanent closure of, or any substantial layoff at, a plant, facility, or enterprise; (ii) is employed at a facility at which the employer has made a general announcement that such facility will close within 180 days; or (iii) for purposes of eligibility to receive services other than training services described in section 134(c)(3), career services described in section 134(c)(2)(A)(xii), or supportive services, is employed at a facility at which the employer has made a general announcement that such facility will close.

### Category C:

An individual who was self-employed (including employment as a farmer, a rancher, or a fisherman) but is unemployed because of general economic conditions in the community in which the individual resides or because of natural disasters.

### Category D:

An individual who is a displaced homemaker

## Category E:

An individual who: (i) is the spouse of a member of the Armed Forces on active duty (as defined in section 101(d)(1) of title 10, United States Code), and who has experienced a loss of employment as a direct result of relocation to accommodate a permanent change in duty station of such member; or (ii) is the spouse of a member of the Armed Forces on active duty and who meets the criteria described in paragraph (16)(B). [https://www.in.gov/dwd/files/activepolicies/2021-03-P\\_WIOA\\_AD\\_DW\\_Eligibility.pdf](https://www.in.gov/dwd/files/activepolicies/2021-03-P_WIOA_AD_DW_Eligibility.pdf)

## WIOA Youth

Workforce Innovation and Opportunity Act participants must be between the ages of 14 and 24 AND meet criteria related to WIOA in school or out of school criteria and corresponding eligibility. More information can be found here: [2017-03-P\\_Youth\\_Eligibility.pdf](https://www.in.gov/dwd/files/2017-03-P_Youth_Eligibility.pdf) (in.gov)

## WIOA Quarterly Rolling Measures

Look back at previous ten quarters % of job placement. Released every quarter.

## WIOA Quarterly Rolling Median Earnings

Each quarterly file contains a rolling ten (10) quarters of data. Q4 files contain data from Q1, Q2, and Q3 and are considered the annual dataset.

**Postsecondary Going Rate** is reported for 2020 Indiana high school graduates. Postsecondary Going Rate is reported as those that entered an Indiana public, Indiana non-public, or out of state college within 1 year after high school graduation. <https://www.in.gov/che/college-readiness-reports/>

**Post Program Placement:** The percentage of CTE concentrators who, in the second quarter after exiting from secondary education, are in postsecondary education or advanced training, military service or an eligible service program, volunteers (i.e. Peace Corps), or are employed.

**Credential Attainment:** The percentage of CTE concentrators in the reporting cohort **who attained a postsecondary credential.** A **postsecondary credential** is defined as a promoted industry certification or state issued license that counts as an Indiana's Graduation Pathways Postsecondary Readiness Competency, or a postsecondary certificate, technical certificate, or degree.

**Dual Credit Attainment:** The percentage of CTE concentrators in the reporting cohort **who earned at least 9 postsecondary credits** in courses that map toward a postsecondary certificate or degree program.

**Work-Based Learning Participation:** The percentage of CTE concentrators in the reporting cohort **who participated in at least 75 hours of a work-based learning experience** where the student has a work record in a position(s) aligned to the student's career pathway on their graduation plan. Examples of a work-based learning that would fit this definition include: job site placement and internship; apprenticeship/pre-apprenticeship; State Earn and Learn; clinical or practicum; school-based enterprise; or simulated work environment.



## Measuring Progress Data Definitions (continued)

### High School Students Who Earn a Credential

High School Students who Earn a Credential is reported as those students that earned a Technical Certification (TC), Certificate of Graduation (CG), Certificate (CT), or Indiana College Core (ICC) or Associates Degrees while in high school. This is replicated from the certificates requested for GPS (DOE Dashboard) for alignment. Source: MPH; The Education and Workforce Data System.

### Business Engagement Levels:

**Prospect:** Identified or Referred as a prospect. No contact at all but identified as a possible partner.

**Monitor:** Early state of relationship. Example: Received direct contact, not yet engaged in any discussion.

**Grow:** Relationship established and some engagement. Example: Discussed candidate through skill marketing and/or provided guidance on job postings.

**Engaged:** Immediate responsiveness and active engagement. Example: Hire/places participants. Participation in job/hire fairs.

**Deep:** Model/Reliable Supporter of sector initiative. Example: Actively seeks pathway participants for openings, work experience and internships.

### Business Service Code Definitions

#### Accessing Untapped Labor Pools

Establish talent pipeline activities/outreach to youth, veterans, individuals with disabilities, older workers, ex-offenders, ESL, ect; Industry Awareness Campaigns; Joint partnerships with educators.

#### Employer Information Services

Provided information to “warm leads” about and engagement in local job market/economy and the range of services available through the local One Stop delivery system.

#### Employer Support Services

Business consultations, targeted education about local job market and specific services strategies available through the local One Stop delivery system. (Example: On-Site visits.)

#### Engaged in Strategic Planning/Economic Development

Partnering in community based efforts, sponsoring employer forums, sharing industry LMI, information sharing for corporate economic development planning, and partnering in collaborative efforts.

#### Layoff Aversion

Business consultation, planning with employers in advance notification of a current or projected temporary or permanent closure or mass layoff.

#### Rapid Response/Business Downsizing Assistance

Plan a layoff response following notification of a current or projected temporary or permanent closure or mass layoff, including natural or other disasters.

### Work-Based Learning

Received publicly funded training assistance, including customized training, OJT, incumbent worker training and certificate training.

### Workforce Recruitment Assistance

Assisting employer to meet their human capital and skilled workforce needs; search/source qualified candidates, candidate screening, assessments; hiring events; facility space for talent outreach.

### Adult Education

Indiana Adult Education providers are mix of different types of secondary and post-secondary educational institutions, community organizations, and not for profit agencies. The largest percentage of providers are K12 schools with most being connected to a stand-alone career center. In Region 7, these include:

- Area 30
- Clay County
- South Vermillion
- Vigo County

The Workforce Education Initiative (WEI) is a partnership between Indiana Adult Education and Hoosier employers to help employees retain jobs, improve performance, and advance in their professions. Employers need a higher-skilled workforce to optimize safety, increase productivity, and improve performance quality. WEI provides incumbent workers with limited skills, access to quality and contextualized training that build their abilities, helps them attain industry-recognized credentials, and prepare for more advanced training.

### Ivy Tech Workforce Ready Grant

Ivy Tech Workforce Ready grant enrollments and completions include distinct counts of credit bearing, 2-year, WRG eligible program participants as reported to the Indiana Commission for Higher Education. Workforce Ready Grant utilizes last-dollar funding for credit-bearing programs, using state dollar, program-allocated funding in instances where other funding sources are not available. Completion rates are in progress, unduplicated counts for each respective period and do not represent completion rates for specific cohorts of students tracked from enrollment to completion.