



DIVISION OF FAMILY RESOURCES

Warren County Monthly Management Report April 2018

State of Indiana

Eric Holcomb
Governor

Family and Social Services Administration

Jennifer Walthall, M.D.
Secretary

Division of Family Resources

Adrienne Shields
Director

For questions regarding data on this report contact:
office.Communications@fssa.IN.gov



State of Indiana

Published May 2018



DIVISION OF FAMILY RESOURCES

Monthly Management Report

Reporting Month: April 2018

Location: Warren County

TEMPORARY ASSISTANCE FOR NEEDY FAMILIES (TANF)

Child-Only and One-Parent Families	Apr 30, 2018	March 2018	April 2017	Annual Change
Number of families receiving TANF Grants	6	6	6	0.00%
Total number of grant recipients	11	11	10	10.00%
Number of adult grant recipients	0	0	0	0%
Number of child grant recipients	11	11	10	10.00%
Total payments	\$1,128	\$1,128	\$1,069	5.52%
Average payment per case	\$188.00	\$188.00	\$178.17	5.52%
Average payment per recipient	\$102.55	\$102.55	\$106.90	-4.07%
Number of cases with benefits reduced to zero	0	0	0	0%
Number of recipients with benefits reduced to zero	0	0	0	0%
Number of adult recipients with benefit reduced to zero	0	0	0	0%
Number of child recipients with benefit reduced to zero	0	0	0	0%

Two-Parent Families	Apr 30, 2018	March 2018	April 2017	Annual Change
Number of families receiving TANF Grants	0	0	0	0%
Total number of grant recipients	0	0	0	0%
Number of adult grant recipients	0	0	0	0%
Number of child grant recipients	0	0	0	0%
Total payments	\$0	\$0	\$0	0%
Average payment per case	\$0.00	\$0.00	\$0.00	0.00%
Average payment per recipient	\$0.00	\$0.00	\$0.00	0.00%
Number of cases with benefits reduced to zero	0	0	0	0%
Number of recipients with benefits reduced to zero	0	0	0	0%
Number of adult recipients with benefit reduced to zero	0	0	0	0%
Number of child recipients with benefit reduced to zero	0	0	0	0%

Note:

All data July 2014 and following will be broken out according to the new DFR region structure effective July 1 2014.

Source:



DIVISION OF FAMILY RESOURCES

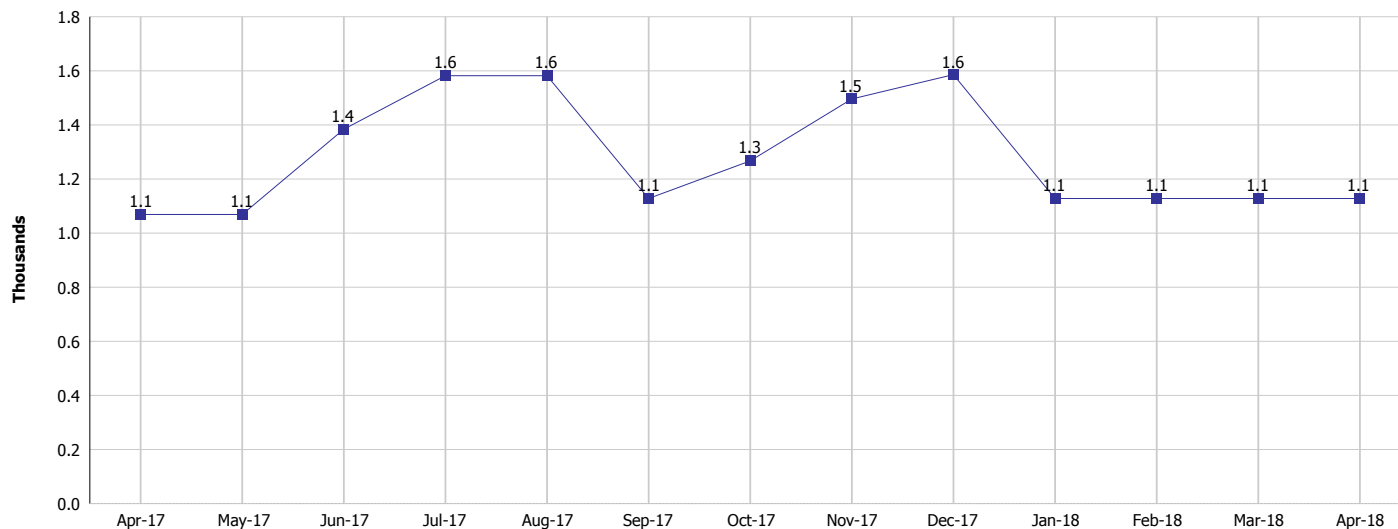
Monthly Management Report

Reporting Month: April 2018

Location: Warren County

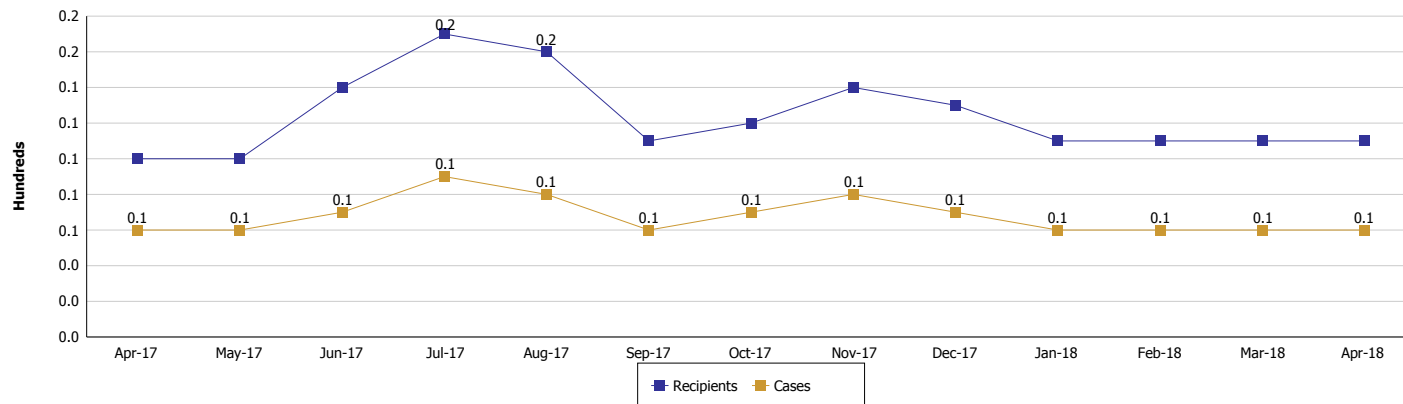
TEMPORARY ASSISTANCE FOR NEEDY FAMILIES (TANF)

TANF Regular And TANF Two-Parent Cash Assistance



TANF Cases and Recipients

(TANF Regular and TANF Two-Parent)



Note:

All data July 2014 and following will be broken out according to the new DFR region structure effective July 1 2014.



DIVISION OF FAMILY RESOURCES

Monthly Management Report

Reporting Month: April 2018

Location: Warren County

SUPPLEMENTAL NUTRITION ASSISTANCE PROGRAM (SNAP)

	April 2018	March 2018	April 2017	Annual Change
Total issuance	\$51,895	\$53,810	\$64,067	-19.00%
Number of households receiving SNAP benefits	220	228	264	-16.67%
Number of recipients	502	522	597	-15.91%
Average issuance per household	\$235.89	\$236.01	\$242.68	-2.80%
Average issuance per recipient	\$103.38	\$103.08	\$107.31	-3.66%

Note:

All data July 2014 and following will be broken out according to the new DFR region structure effective July 1 2014.



DIVISION OF FAMILY RESOURCES

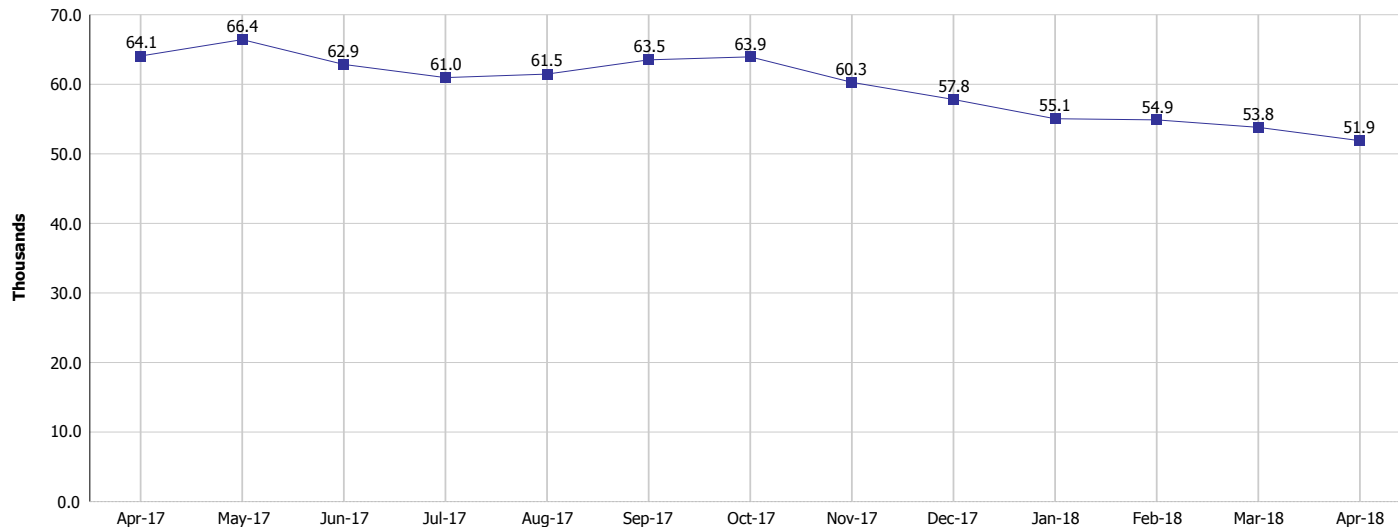
Monthly Management Report

Reporting Month: April 2018

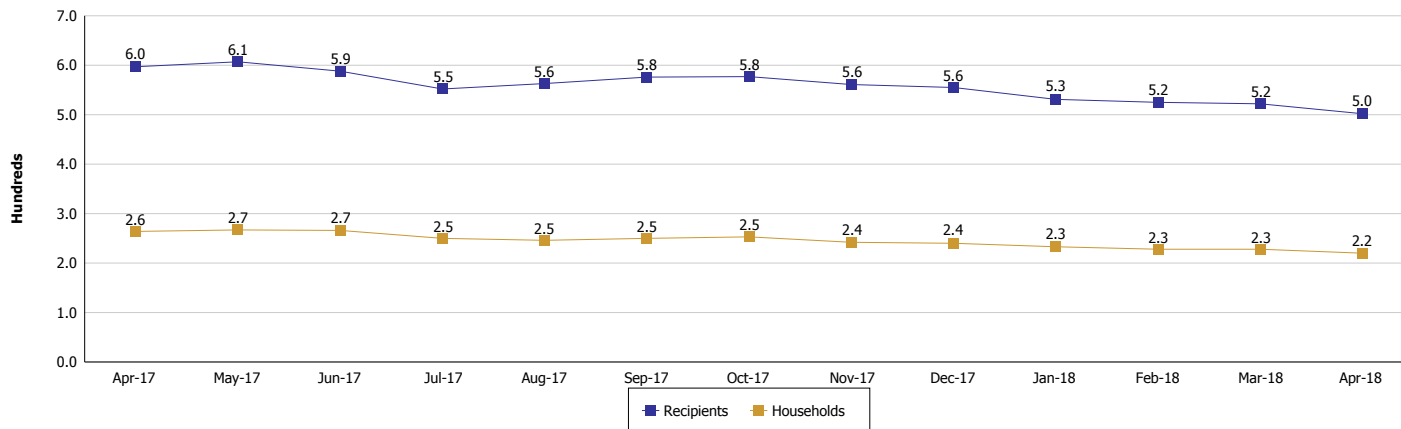
Location: Warren County

SUPPLEMENTAL NUTRITION ASSISTANCE PROGRAM (SNAP)

SNAP Issuance



SNAP Households and Recipients



Note:

All data July 2014 and following will be broken out according to the new DFR region structure effective July 1 2014.



DIVISION OF FAMILY RESOURCES

Monthly Management Report

Reporting Month: April 2018

Location: Warren County

HIP 2.0 and SNAP

	April 2018	March 2018	April 2017	Annual Change
Total HIP 2.0 Members	436	450	406	7.39%
HIP Members also SNAP Recipients	129	135	147	-12.24%
Percentage HIP Members SNAP Recipients	29.6%	30.0%	36.2%	1.80%
HIP Members SNAP ABAWDs	1	3	3	-66.67%
Percentage HIP Members SNAP ABAWDs	0.2%	0.7%	0.7%	1.80%

Note:

All data July 2014 and following will be broken out according to the new DFR region structure effective July 1 2014.



DIVISION OF FAMILY RESOURCES

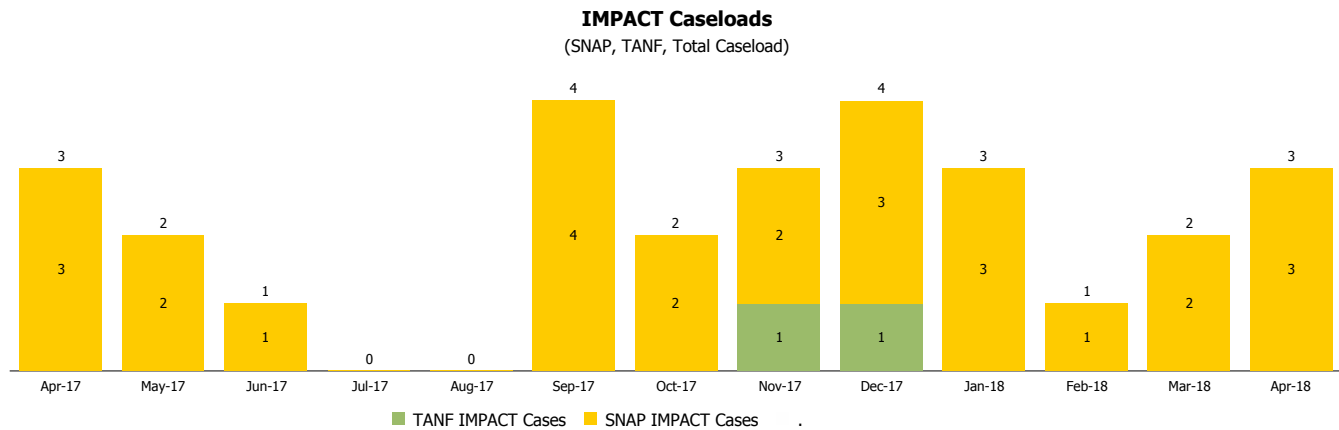
Monthly Management Report

Reporting Month: April 2018

Location: Warren County

INDIANA MANPOWER PLACEMENT AND COMPREHENSIVE TRAINING (IMPACT)

	April 2018	March 2018	April 2017	Annual Change
Number of IMPACT cases	3	2	3	0.00%
Number of TANF IMPACT adults	0	0	0	
Number of SNAP IMPACT Cases	3	2	3	0.00%
Total number of adults employed	0	2	0	
Number of TANF IMPACT adults newly employed (within past 30 days)	0	0	0	
Number of SNAP IMPACT adults employed	0	2	0	
Total number of adults ineligible due to employment	6	4	0	
Number of TANF adults ineligible due to employment	0	0	0	
Number of SNAP adults ineligible due to employment	6	4	0	



Note:

All data July 2014 and following will be broken out according to the new DFR region structure effective July 1 2014.