



DIVISION OF FAMILY RESOURCES

Vigo County Monthly Management Report April 2018

State of Indiana

Eric Holcomb
Governor

Family and Social Services Administration

Jennifer Walthall, M.D.
Secretary

Division of Family Resources

Adrienne Shields
Director

For questions regarding data on this report contact:
office.Communications@fssa.IN.gov



State of Indiana

Published May 2018



DIVISION OF FAMILY RESOURCES

Monthly Management Report

Reporting Month: April 2018

Location: Vigo County

TEMPORARY ASSISTANCE FOR NEEDY FAMILIES (TANF)

Child-Only and One-Parent Families	Apr 30, 2018	March 2018	April 2017	Annual Change
Number of families receiving TANF Grants	136	138	145	-6.21%
Total number of grant recipients	251	261	285	-11.93%
Number of adult grant recipients	24	26	32	-25.00%
Number of child grant recipients	227	235	253	-10.28%
Total payments	\$25,247	\$26,178	\$27,117	-6.90%
Average payment per case	\$185.64	\$189.70	\$187.01	-0.73%
Average payment per recipient	\$100.59	\$100.30	\$95.15	5.72%
Number of cases with benefits reduced to zero	1	1	2	-50.00%
Number of recipients with benefits reduced to zero	2	2	2	0.00%
Number of adult recipients with benefit reduced to zero	1	1	0	0%
Number of child recipients with benefit reduced to zero	1	1	2	-50.00%

Two-Parent Families	Apr 30, 2018	March 2018	April 2017	Annual Change
Number of families receiving TANF Grants	5	8	11	-54.55%
Total number of grant recipients	16	29	43	-62.79%
Number of adult grant recipients	8	13	16	-50.00%
Number of child grant recipients	8	16	27	-70.37%
Total payments	\$634	\$1,791	\$2,584	-75.46%
Average payment per case	\$126.80	\$223.88	\$234.91	-46.02%
Average payment per recipient	\$39.62	\$61.76	\$60.09	-34.06%
Number of cases with benefits reduced to zero	0	0	0	0%
Number of recipients with benefits reduced to zero	0	0	0	0%
Number of adult recipients with benefit reduced to zero	0	0	0	0%
Number of child recipients with benefit reduced to zero	0	0	0	0%

Note:

All data July 2014 and following will be broken out according to the new DFR region structure effective July 1 2014.

Source:



DIVISION OF FAMILY RESOURCES

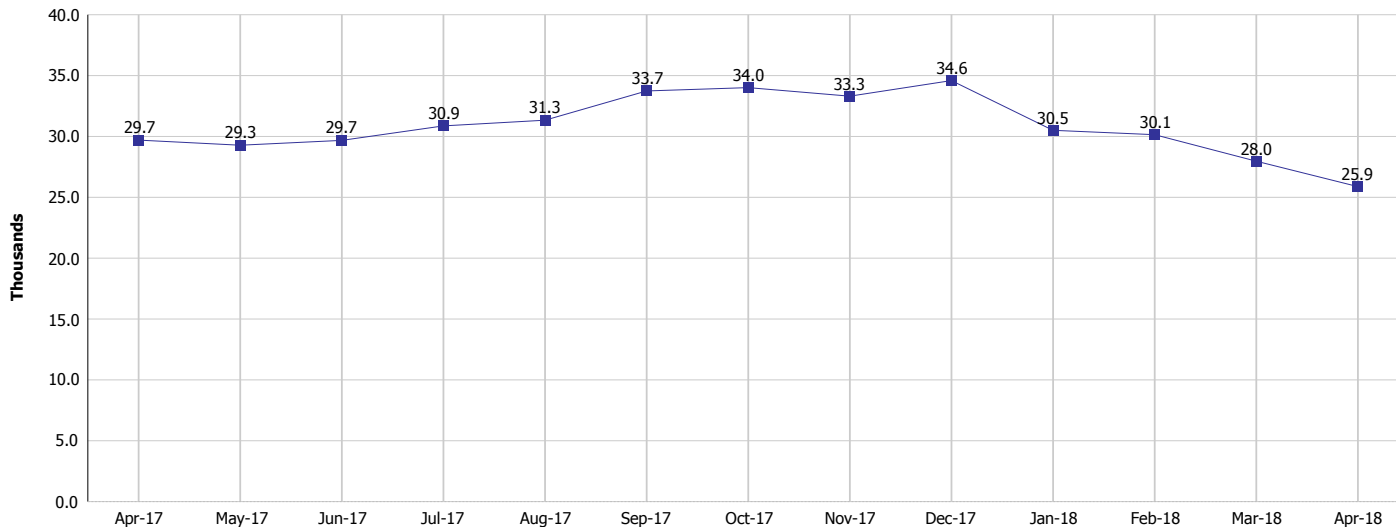
Monthly Management Report

Reporting Month: April 2018

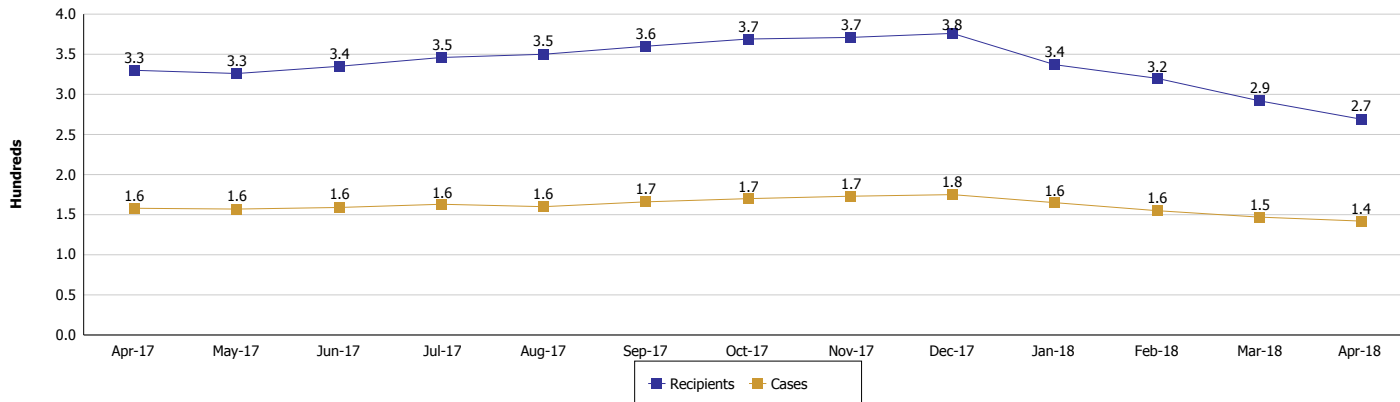
Location: Vigo County

TEMPORARY ASSISTANCE FOR NEEDY FAMILIES (TANF)

TANF Regular And TANF Two-Parent Cash Assistance



TANF Cases and Recipients (TANF Regular and TANF Two-Parent)



Note:

All data July 2014 and following will be broken out according to the new DFR region structure effective July 1 2014.



DIVISION OF FAMILY RESOURCES

Monthly Management Report

Reporting Month: April 2018

Location: Vigo County

SUPPLEMENTAL NUTRITION ASSISTANCE PROGRAM (SNAP)

	April 2018	March 2018	April 2017	Annual Change
Total issuance	\$1,517,056	\$1,532,614	\$1,630,043	-6.93%
Number of households receiving SNAP benefits	6,017	6,053	6,355	-5.32%
Number of recipients	13,233	13,224	14,120	-6.28%
Average issuance per household	\$252.13	\$253.2	\$256.5	-1.70%
Average issuance per recipient	\$114.64	\$115.9	\$115.44	-0.69%

Note:

All data July 2014 and following will be broken out according to the new DFR region structure effective July 1 2014.



DIVISION OF FAMILY RESOURCES

Monthly Management Report

Reporting Month: April 2018

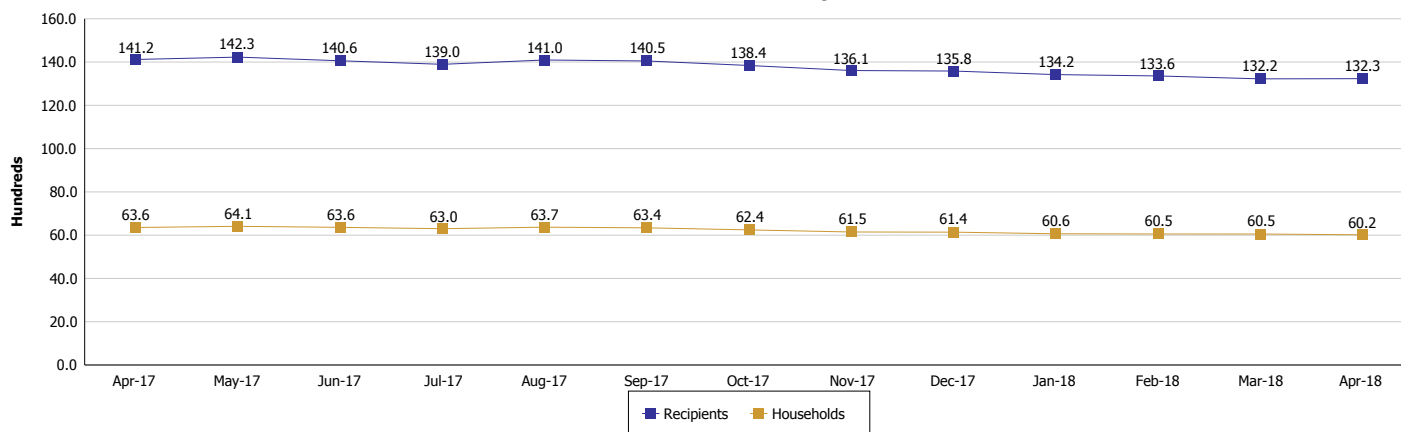
Location: Vigo County

SUPPLEMENTAL NUTRITION ASSISTANCE PROGRAM (SNAP)

SNAP Issuance



SNAP Households and Recipients



Note:

All data July 2014 and following will be broken out according to the new DFR region structure effective July 1 2014.



DIVISION OF FAMILY RESOURCES

Monthly Management Report

Reporting Month: April 2018

Location: Vigo County

HIP 2.0 and SNAP

	April 2018	March 2018	April 2017	Annual Change
Total HIP 2.0 Members	8,955	9,067	9,180	-2.45%
HIP Members also SNAP Recipients	3,449	3,434	3,650	-5.51%
Percentage HIP Members SNAP Recipients	38.5%	37.9%	39.8%	-3.44%
HIP Members SNAP ABAWDs	97	98	116	-16.38%
Percentage HIP Members SNAP ABAWDs	1.1%	1.1%	1.3%	-3.44%

Note:

All data July 2014 and following will be broken out according to the new DFR region structure effective July 1 2014.



DIVISION OF FAMILY RESOURCES

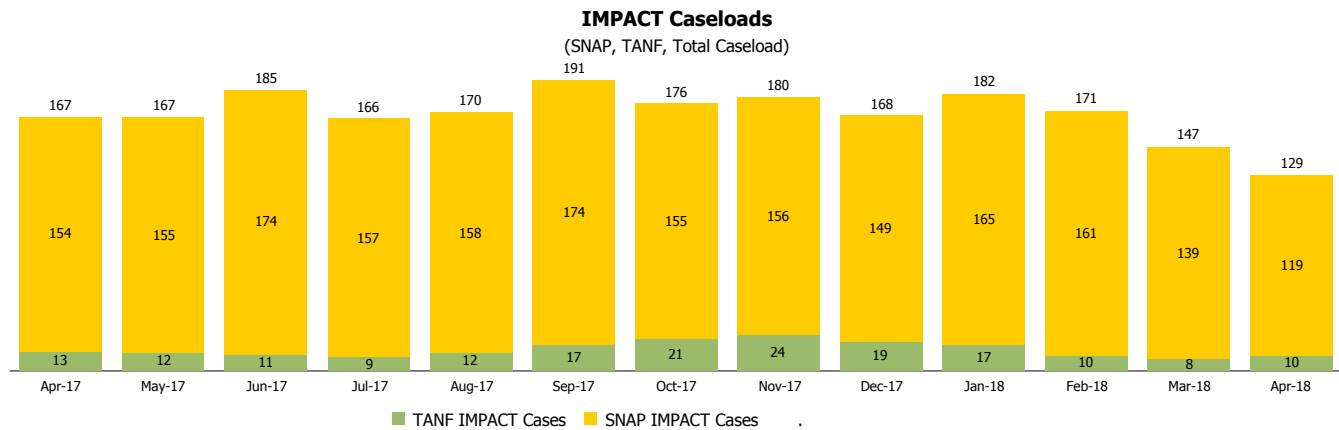
Monthly Management Report

Reporting Month: April 2018

Location: Vigo County

INDIANA MANPOWER PLACEMENT AND COMPREHENSIVE TRAINING (IMPACT)

	April 2018	March 2018	April 2017	Annual Change
Number of IMPACT cases	129	147	167	-22.75%
Number of TANF IMPACT adults	10	8	13	-23.08%
Number of SNAP IMPACT Cases	119	139	154	-22.73%
Total number of adults employed	30	26	51	-41.18%
Number of TANF IMPACT adults newly employed (within past 30 days)	2	1	4	-50.00%
Number of SNAP IMPACT adults employed	28	25	47	-40.43%
Total number of adults ineligible due to employment	79	81	114	-30.70%
Number of TANF adults ineligible due to employment	1	0	0	
Number of SNAP adults ineligible due to employment	78	81	114	-31.58%



Note:

All data July 2014 and following will be broken out according to the new DFR region structure effective July 1 2014.