



## DIVISION OF FAMILY RESOURCES

# Union County Monthly Management Report April 2018

### State of Indiana

Eric Holcomb  
Governor

### Family and Social Services Administration

Jennifer Walthall, M.D.  
Secretary

### Division of Family Resources

Adrienne Shields  
Director

For questions regarding data on this report contact:  
[office.Communications@fssa.IN.gov](mailto:office.Communications@fssa.IN.gov)



## State of Indiana

Published May 2018



## DIVISION OF FAMILY RESOURCES

### Monthly Management Report

Reporting Month: April 2018

Location: Union County

#### TEMPORARY ASSISTANCE FOR NEEDY FAMILIES (TANF)

Child-Only and One-Parent Families	Apr 30, 2018	March 2018	April 2017	Annual Change
Number of families receiving TANF Grants	7	6	7	0.00%
Total number of grant recipients	14	12	12	16.67%
Number of adult grant recipients	1	0	1	0.00%
Number of child grant recipients	13	12	11	18.18%
Total payments	\$1,414	\$1,185	\$1,208	17.05%
Average payment per case	\$202.00	\$197.50	\$172.57	17.05%
Average payment per recipient	\$101.00	\$98.75	\$100.67	0.33%
Number of cases with benefits reduced to zero	0	0	0	0%
Number of recipients with benefits reduced to zero	0	0	0	0%
Number of adult recipients with benefit reduced to zero	0	0	0	0%
Number of child recipients with benefit reduced to zero	0	0	0	0%

Two-Parent Families	Apr 30, 2018	March 2018	April 2017	Annual Change
Number of families receiving TANF Grants	0	0	0	0%
Total number of grant recipients	0	0	0	0%
Number of adult grant recipients	0	0	0	0%
Number of child grant recipients	0	0	0	0%
Total payments	\$0	\$0	\$0	0%
Average payment per case	\$0.00	\$0.00	\$0.00	0.00%
Average payment per recipient	\$0.00	\$0.00	\$0.00	0.00%
Number of cases with benefits reduced to zero	0	0	0	0%
Number of recipients with benefits reduced to zero	0	0	0	0%
Number of adult recipients with benefit reduced to zero	0	0	0	0%
Number of child recipients with benefit reduced to zero	0	0	0	0%

**Note:**

All data July 2014 and following will be broken out according to the new DFR region structure effective July 1 2014.

Source:



## DIVISION OF FAMILY RESOURCES

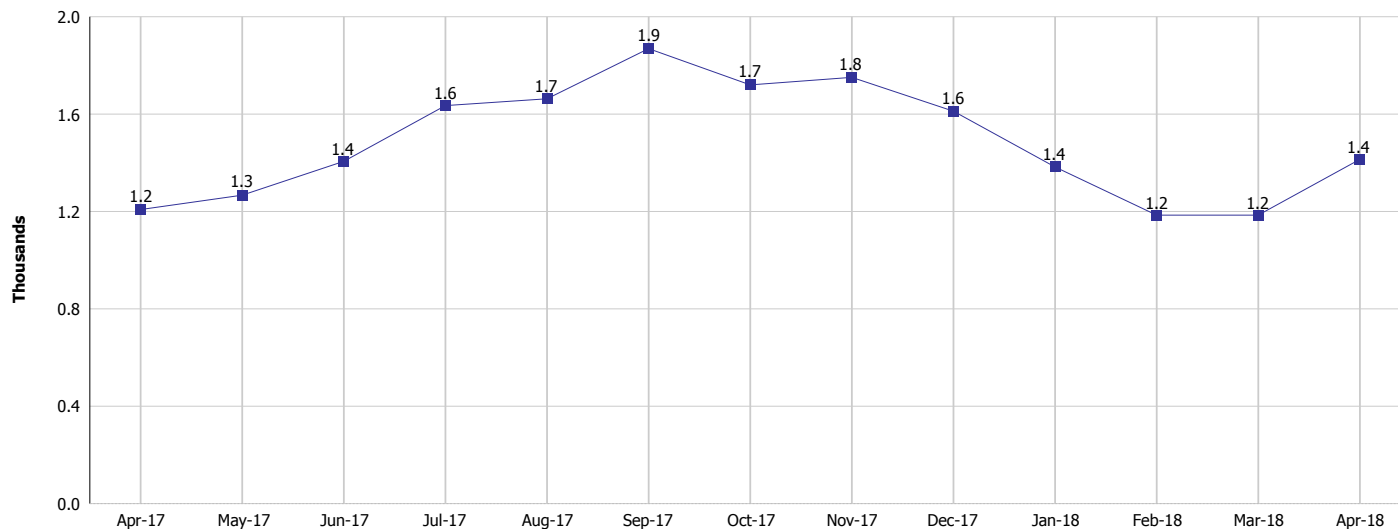
### Monthly Management Report

Reporting Month: April 2018

Location: Union County

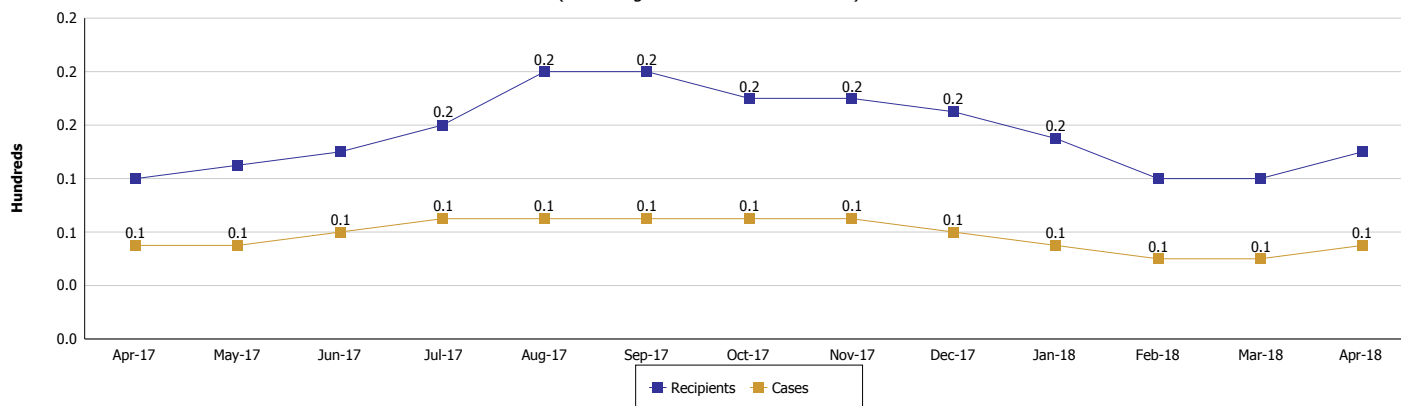
#### TEMPORARY ASSISTANCE FOR NEEDY FAMILIES (TANF)

#### TANF Regular And TANF Two-Parent Cash Assistance



#### TANF Cases and Recipients

(TANF Regular and TANF Two-Parent)



**Note:**

All data July 2014 and following will be broken out according to the new DFR region structure effective July 1 2014.



## DIVISION OF FAMILY RESOURCES

### Monthly Management Report

Reporting Month: April 2018

Location: Union County

#### SUPPLEMENTAL NUTRITION ASSISTANCE PROGRAM (SNAP)

	April 2018	March 2018	April 2017	Annual Change
Total issuance	\$59,123	\$56,388	\$62,943	-6.07%
Number of households receiving SNAP benefits	263	260	280	-6.07%
Number of recipients	543	545	601	-9.65%
Average issuance per household	\$224.8	\$216.88	\$224.8	0.00%
Average issuance per recipient	\$108.88	\$103.46	\$104.73	3.96%

**Note:**

All data July 2014 and following will be broken out according to the new DFR region structure effective July 1 2014.



# DIVISION OF FAMILY RESOURCES

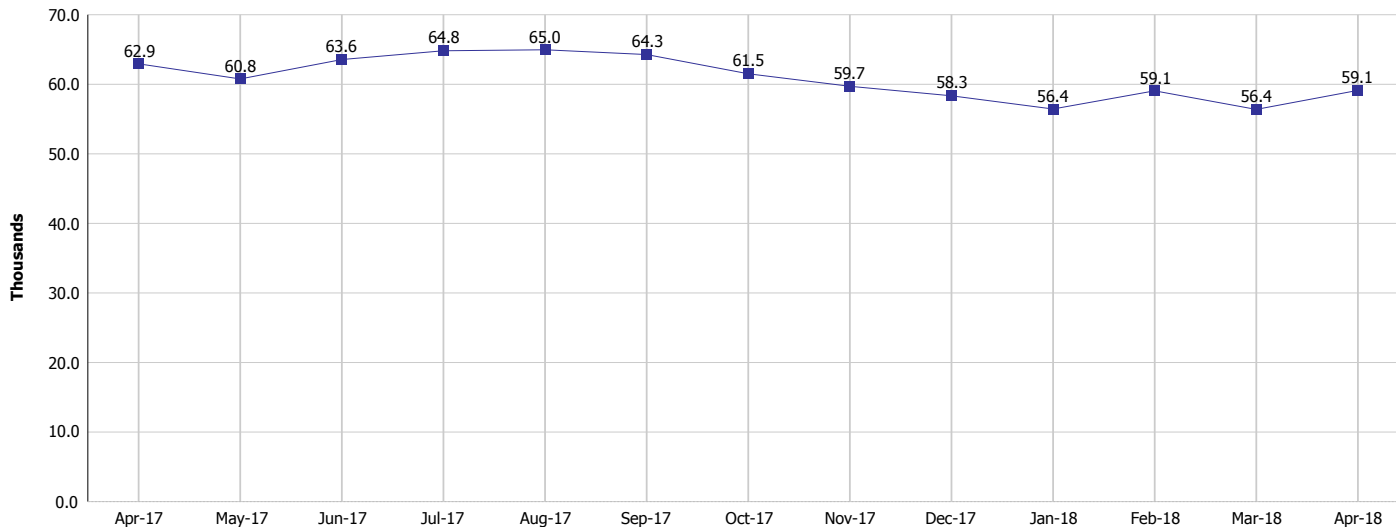
## Monthly Management Report

Reporting Month: April 2018

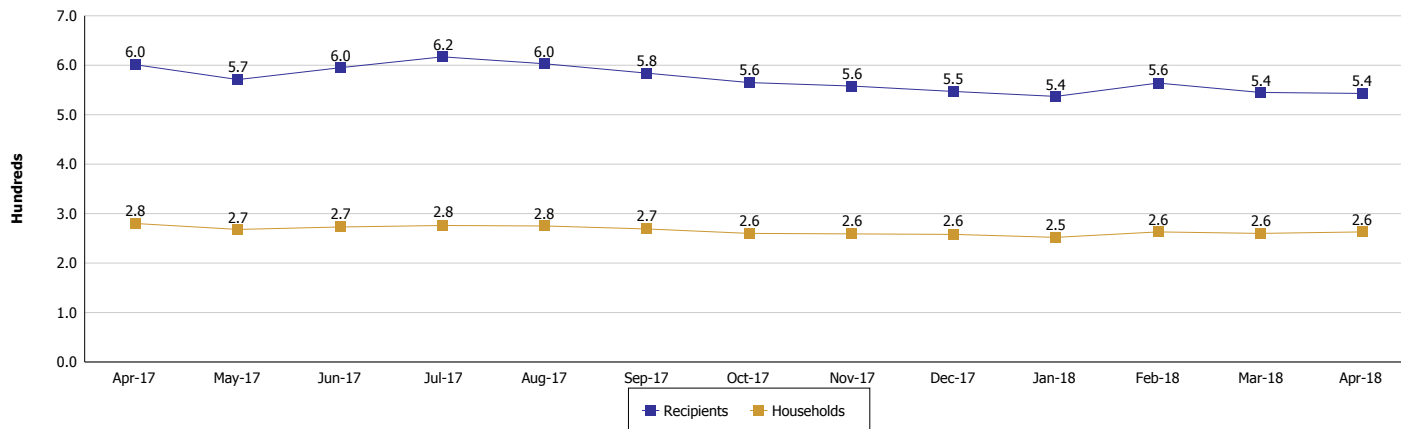
Location: Union County

### SUPPLEMENTAL NUTRITION ASSISTANCE PROGRAM (SNAP)

#### SNAP Issuance



#### SNAP Households and Recipients



**Note:**

All data July 2014 and following will be broken out according to the new DFR region structure effective July 1 2014.



## DIVISION OF FAMILY RESOURCES

### Monthly Management Report

Reporting Month: April 2018

Location: Union County

#### HIP 2.0 and SNAP

	April 2018	March 2018	April 2017	Annual Change
Total HIP 2.0 Members	449	458	468	-4.06%
HIP Members also SNAP Recipients	151	148	151	0.00%
Percentage HIP Members SNAP Recipients	33.6%	32.3%	32.3%	-3.21%
HIP Members SNAP ABAWDs	4	5	5	-20.00%
Percentage HIP Members SNAP ABAWDs	0.9%	1.1%	1.1%	-3.21%

**Note:**

All data July 2014 and following will be broken out according to the new DFR region structure effective July 1 2014.



## DIVISION OF FAMILY RESOURCES

### Monthly Management Report

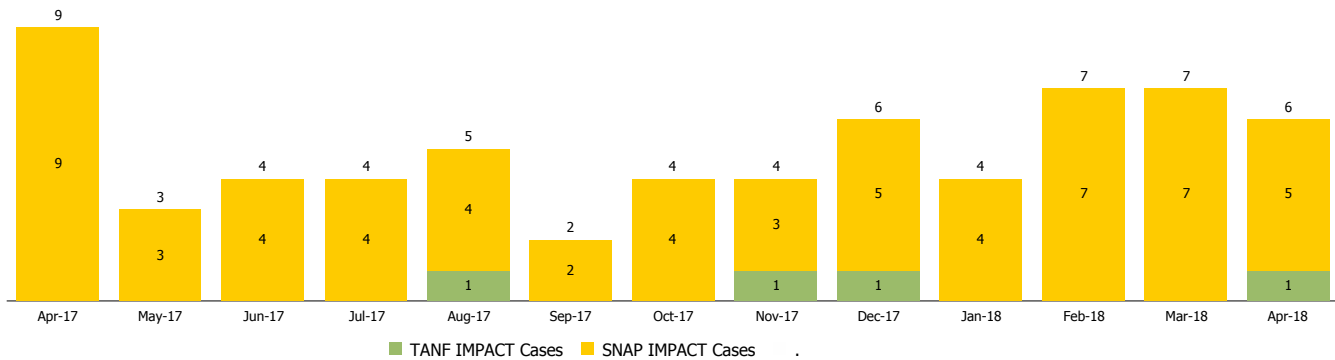
Reporting Month: April 2018

Location: Union County

#### INDIANA MANPOWER PLACEMENT AND COMPREHENSIVE TRAINING (IMPACT)

	April 2018	March 2018	April 2017	Annual Change
Number of IMPACT cases	6	7	9	-33.33%
Number of TANF IMPACT adults	1	0	0	
Number of SNAP IMPACT Cases	5	7	9	-44.44%
Total number of adults employed	0	1	2	-100.00%
Number of TANF IMPACT adults newly employed (within past 30 days)	0	0	0	
Number of SNAP IMPACT adults employed	0	1	2	-100.00%
Total number of adults ineligible due to employment	3	3	8	-62.50%
Number of TANF adults ineligible due to employment	0	0	0	
Number of SNAP adults ineligible due to employment	3	3	8	-62.50%

**IMPACT Caseloads**  
(SNAP, TANF, Total Caseload)



**Note:**

All data July 2014 and following will be broken out according to the new DFR region structure effective July 1 2014.