



DIVISION OF FAMILY RESOURCES

Scott County Monthly Management Report April 2018

State of Indiana

Eric Holcomb
Governor

Family and Social Services Administration

Jennifer Walthall, M.D.
Secretary

Division of Family Resources

Adrienne Shields
Director

For questions regarding data on this report contact:
office.Communications@fssa.IN.gov



State of Indiana

Published May 2018



DIVISION OF FAMILY RESOURCES

Monthly Management Report

Reporting Month: April 2018

Location: Scott County

TEMPORARY ASSISTANCE FOR NEEDY FAMILIES (TANF)

Child-Only and One-Parent Families	Apr 30, 2018	March 2018	April 2017	Annual Change
Number of families receiving TANF Grants	41	41	35	17.14%
Total number of grant recipients	72	74	60	20.00%
Number of adult grant recipients	4	6	6	-33.33%
Number of child grant recipients	68	68	54	25.93%
Total payments	\$6,950	\$7,129	\$6,120	13.56%
Average payment per case	\$169.51	\$173.88	\$174.86	-3.06%
Average payment per recipient	\$96.53	\$96.34	\$102.00	-5.36%
Number of cases with benefits reduced to zero	0	0	0	0%
Number of recipients with benefits reduced to zero	0	0	0	0%
Number of adult recipients with benefit reduced to zero	0	0	0	0%
Number of child recipients with benefit reduced to zero	0	0	0	0%

Two-Parent Families	Apr 30, 2018	March 2018	April 2017	Annual Change
Number of families receiving TANF Grants	0	0	0	0%
Total number of grant recipients	0	0	0	0%
Number of adult grant recipients	0	0	0	0%
Number of child grant recipients	0	0	0	0%
Total payments	\$0	\$0	\$0	0%
Average payment per case	\$0.00	\$0.00	\$0.00	0.00%
Average payment per recipient	\$0.00	\$0.00	\$0.00	0.00%
Number of cases with benefits reduced to zero	0	0	0	0%
Number of recipients with benefits reduced to zero	0	0	0	0%
Number of adult recipients with benefit reduced to zero	0	0	0	0%
Number of child recipients with benefit reduced to zero	0	0	0	0%

Note:

All data July 2014 and following will be broken out according to the new DFR region structure effective July 1 2014.

Source:



DIVISION OF FAMILY RESOURCES

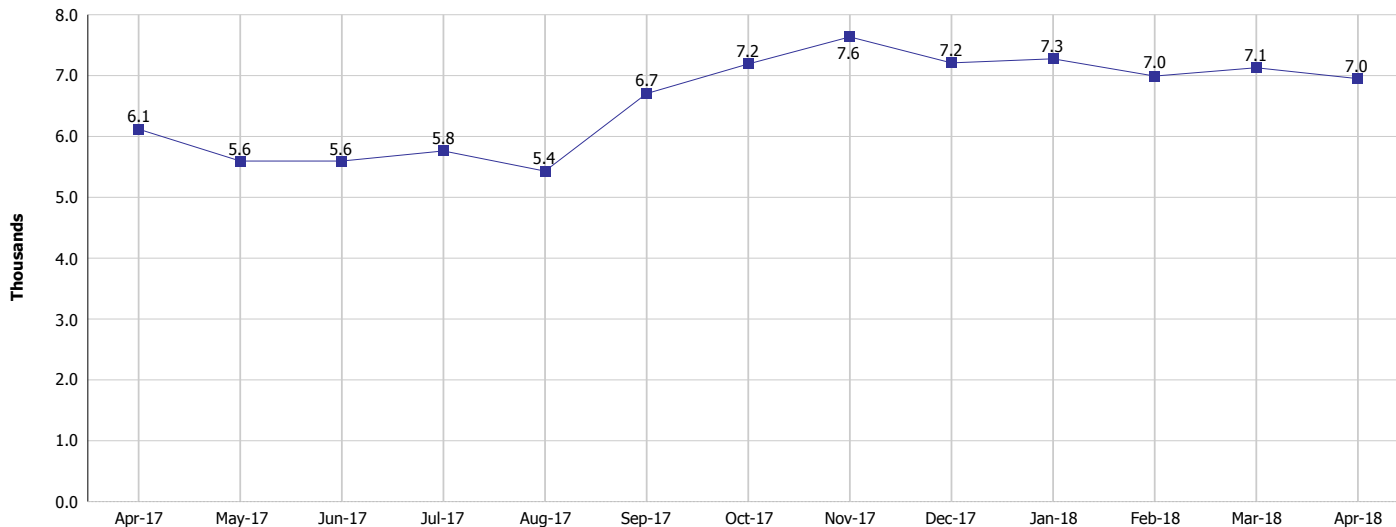
Monthly Management Report

Reporting Month: April 2018

Location: Scott County

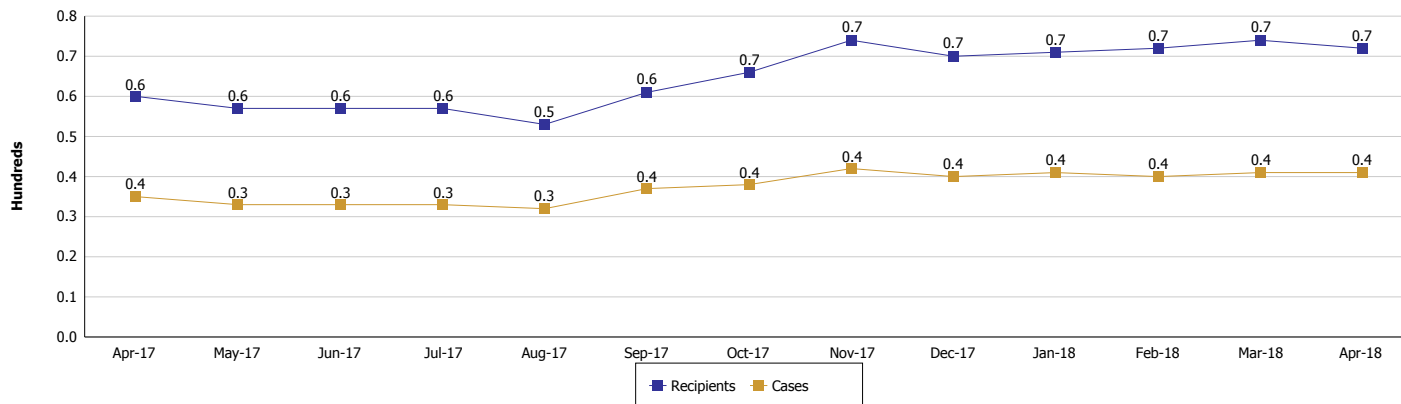
TEMPORARY ASSISTANCE FOR NEEDY FAMILIES (TANF)

TANF Regular And TANF Two-Parent Cash Assistance



TANF Cases and Recipients

(TANF Regular and TANF Two-Parent)



Note:

All data July 2014 and following will be broken out according to the new DFR region structure effective July 1 2014.



DIVISION OF FAMILY RESOURCES

Monthly Management Report

Reporting Month: April 2018

Location: Scott County

SUPPLEMENTAL NUTRITION ASSISTANCE PROGRAM (SNAP)

	April 2018	March 2018	April 2017	Annual Change
Total issuance	\$324,862	\$329,277	\$366,249	-11.30%
Number of households receiving SNAP benefits	1,378	1,397	1,503	-8.32%
Number of recipients	2,900	2,936	3,179	-8.78%
Average issuance per household	\$235.75	\$235.7	\$243.68	-3.25%
Average issuance per recipient	\$112.02	\$112.15	\$115.21	-2.77%

Note:

All data July 2014 and following will be broken out according to the new DFR region structure effective July 1 2014.



DIVISION OF FAMILY RESOURCES

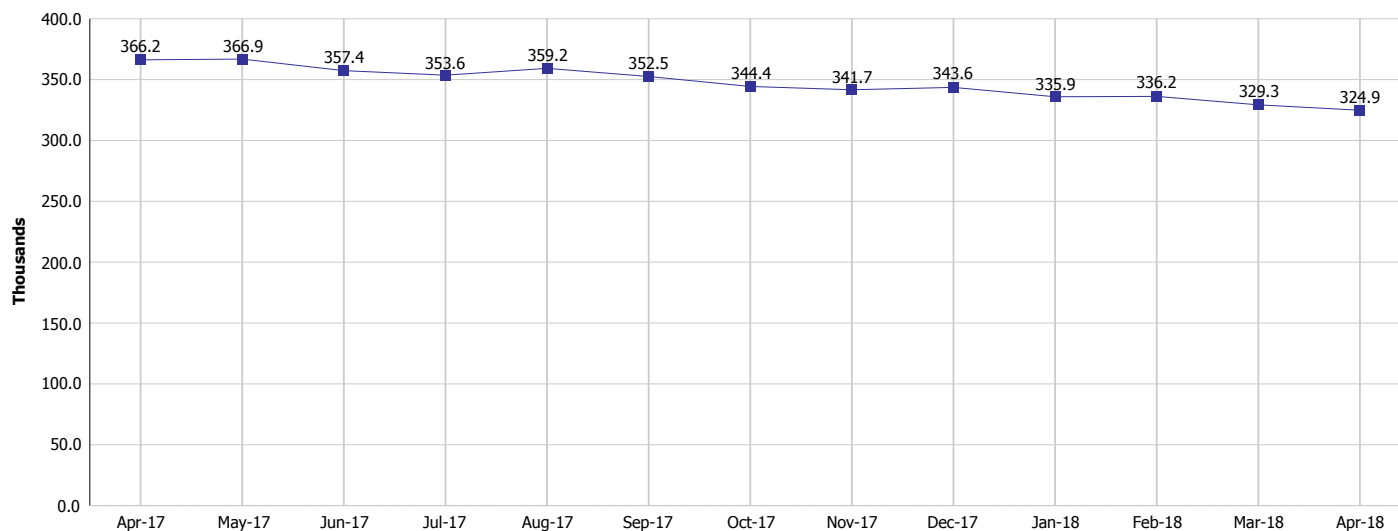
Monthly Management Report

Reporting Month: April 2018

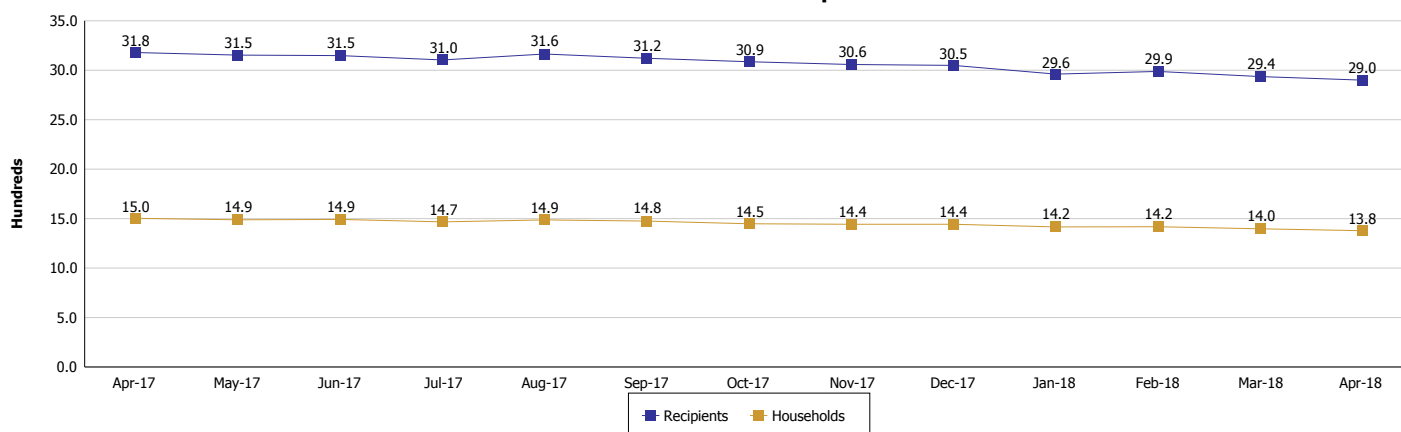
Location: Scott County

SUPPLEMENTAL NUTRITION ASSISTANCE PROGRAM (SNAP)

SNAP Issuance



SNAP Households and Recipients



Note:

All data July 2014 and following will be broken out according to the new DFR region structure effective July 1 2014.



DIVISION OF FAMILY RESOURCES

Monthly Management Report

Reporting Month: April 2018

Location: Scott County

HIP 2.0 and SNAP

	April 2018	March 2018	April 2017	Annual Change
Total HIP 2.0 Members	2,134	2,172	2,176	-1.93%
HIP Members also SNAP Recipients	749	764	816	-8.21%
Percentage HIP Members SNAP Recipients	35.1%	35.2%	37.5%	-3.68%
HIP Members SNAP ABAWDs	21	17	23	-8.70%
Percentage HIP Members SNAP ABAWDs	1.0%	0.8%	1.1%	-3.68%

Note:

All data July 2014 and following will be broken out according to the new DFR region structure effective July 1 2014.



DIVISION OF FAMILY RESOURCES

Monthly Management Report

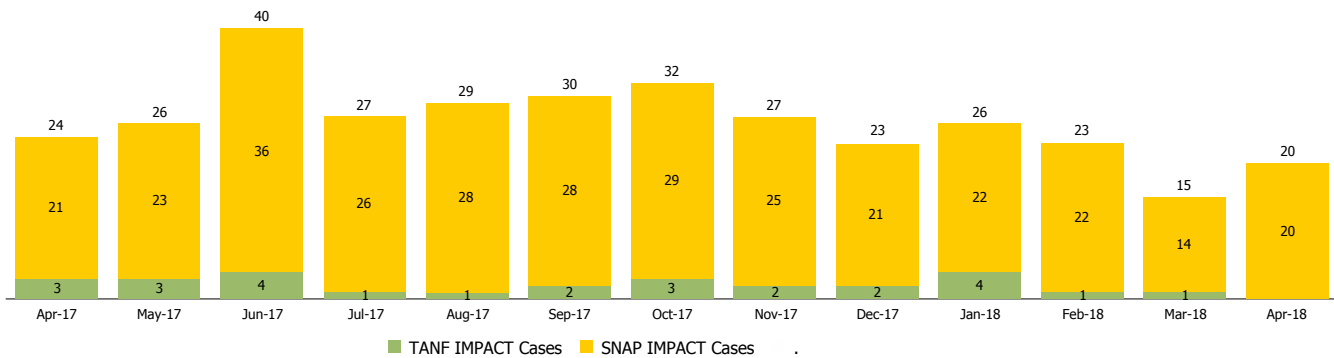
Reporting Month: April 2018

Location: Scott County

INDIANA MANPOWER PLACEMENT AND COMPREHENSIVE TRAINING (IMPACT)

	April 2018	March 2018	April 2017	Annual Change
Number of IMPACT cases	20	15	24	-16.67%
Number of TANF IMPACT adults	0	1	3	-100.00%
Number of SNAP IMPACT Cases	20	14	21	-4.76%
Total number of adults employed	9	4	10	-10.00%
Number of TANF IMPACT adults newly employed (within past 30 days)	1	0	1	0.00%
Number of SNAP IMPACT adults employed	8	4	9	-11.11%
Total number of adults ineligible due to employment	20	32	25	-20.00%
Number of TANF adults ineligible due to employment	1	0	0	
Number of SNAP adults ineligible due to employment	19	32	25	-24.00%

IMPACT Caseloads
(SNAP, TANF, Total Caseload)



Note:

All data July 2014 and following will be broken out according to the new DFR region structure effective July 1 2014.