



## DIVISION OF FAMILY RESOURCES

# Pulaski County Monthly Management Report October 2019

### State of Indiana

Eric Holcomb  
Governor

### Family and Social Services Administration

Jennifer Walthall, M.D.  
Secretary

### Division of Family Resources

Adrienne Shields  
Director

For questions regarding data on this report contact:  
[office.Communications@fssa.IN.gov](mailto:office.Communications@fssa.IN.gov)



## State of Indiana

Published November 2019



## DIVISION OF FAMILY RESOURCES

### Monthly Management Report

Reporting Month: October 2019

Location: Pulaski County

#### TEMPORARY ASSISTANCE FOR NEEDY FAMILIES (TANF)

Child-Only and One-Parent Families	Oct 31, 2019	September 2019	October 2018	Annual Change
Number of families receiving TANF Grants	6	9	9	-33.33%
Total number of grant recipients	11	18	16	-31.25%
Number of adult grant recipients	3	4	3	0.00%
Number of child grant recipients	8	14	13	-38.46%
Total payments	\$952	\$1,492	\$1,576	-39.59%
Average payment per case	\$158.67	\$165.78	\$175.11	-9.39%
Average payment per recipient	\$86.55	\$82.89	\$98.50	-12.14%
Number of cases with benefits reduced to zero	0	0	0	0%
Number of recipients with benefits reduced to zero	0	0	0	0%
Number of adult recipients with benefit reduced to zero	0	0	0	0%
Number of child recipients with benefit reduced to zero	0	0	0	0%

Two-Parent Families	Oct 31, 2019	September 2019	October 2018	Annual Change
Number of families receiving TANF Grants	0	0	0	0%
Total number of grant recipients	0	0	0	0%
Number of adult grant recipients	0	0	0	0%
Number of child grant recipients	0	0	0	0%
Total payments	\$0	\$0	\$0	0%
Average payment per case	\$0.00	\$0.00	\$0.00	0.00%
Average payment per recipient	\$0.00	\$0.00	\$0.00	0.00%
Number of cases with benefits reduced to zero	0	0	0	0%
Number of recipients with benefits reduced to zero	0	0	0	0%
Number of adult recipients with benefit reduced to zero	0	0	0	0%
Number of child recipients with benefit reduced to zero	0	0	0	0%

**Note:**

All data July 2014 and following will be broken out according to the new DFR region structure effective July 1 2014.

Source:



## DIVISION OF FAMILY RESOURCES

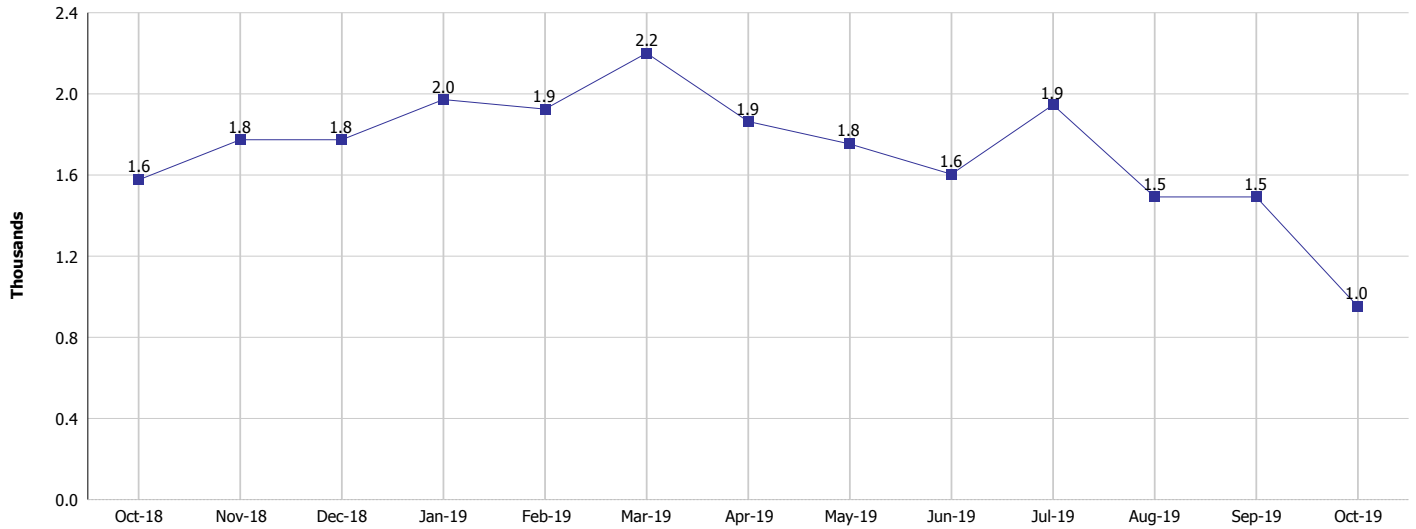
### Monthly Management Report

Reporting Month: October 2019

Location: Pulaski County

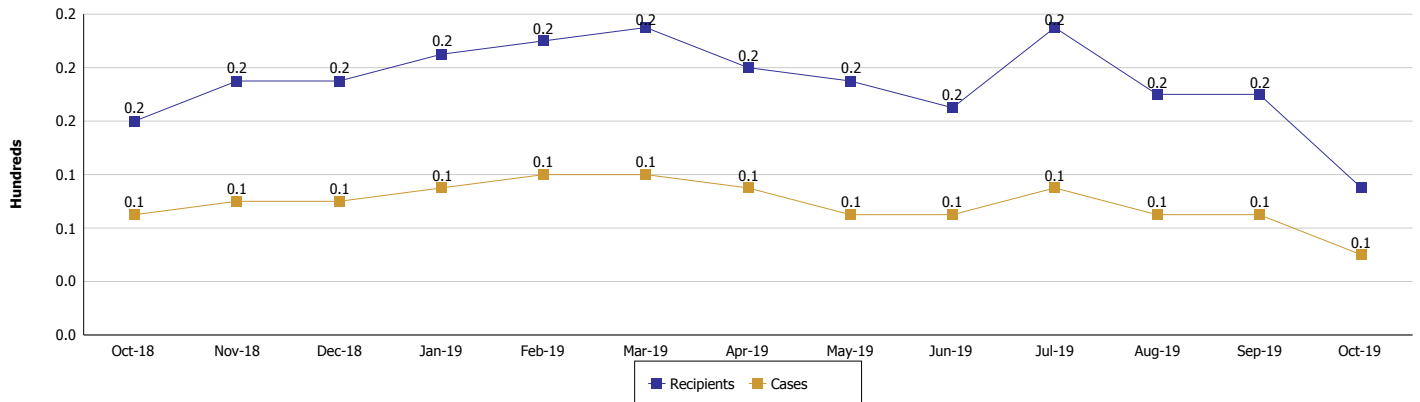
#### TEMPORARY ASSISTANCE FOR NEEDY FAMILIES (TANF)

#### TANF Regular And TANF Two-Parent Cash Assistance



#### TANF Cases and Recipients

(TANF Regular and TANF Two-Parent)



#### Note:

All data July 2014 and following will be broken out according to the new DFR region structure effective July 1 2014.



## DIVISION OF FAMILY RESOURCES

### Monthly Management Report

Reporting Month: October 2019

Location: Pulaski County

#### SUPPLEMENTAL NUTRITION ASSISTANCE PROGRAM (SNAP)

	October 2019	September 2019	October 2018	Annual Change
Total issuance	\$115,413	\$108,359	\$109,981	4.94%
Number of households receiving SNAP benefits	463	449	463	0.00%
Number of recipients	997	977	983	1.42%
Average issuance per household	\$249.27	\$241.33	\$237.54	4.94%
Average issuance per recipient	\$115.76	\$110.91	\$111.88	3.47%

**Note:**

All data July 2014 and following will be broken out according to the new DFR region structure effective July 1 2014.



# DIVISION OF FAMILY RESOURCES

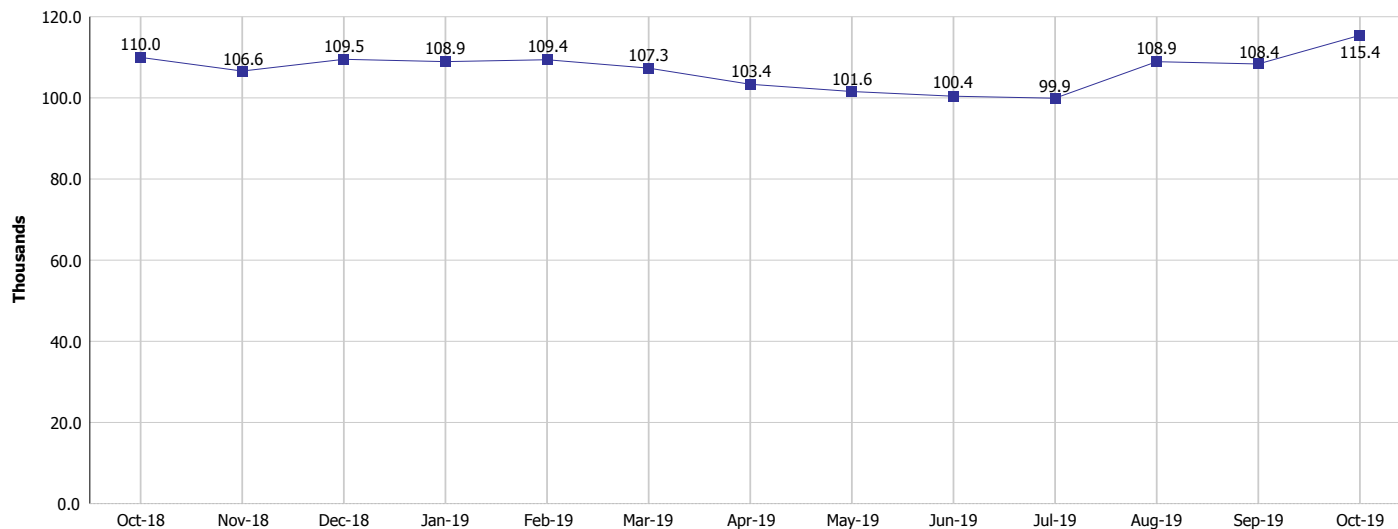
## Monthly Management Report

Reporting Month: October 2019

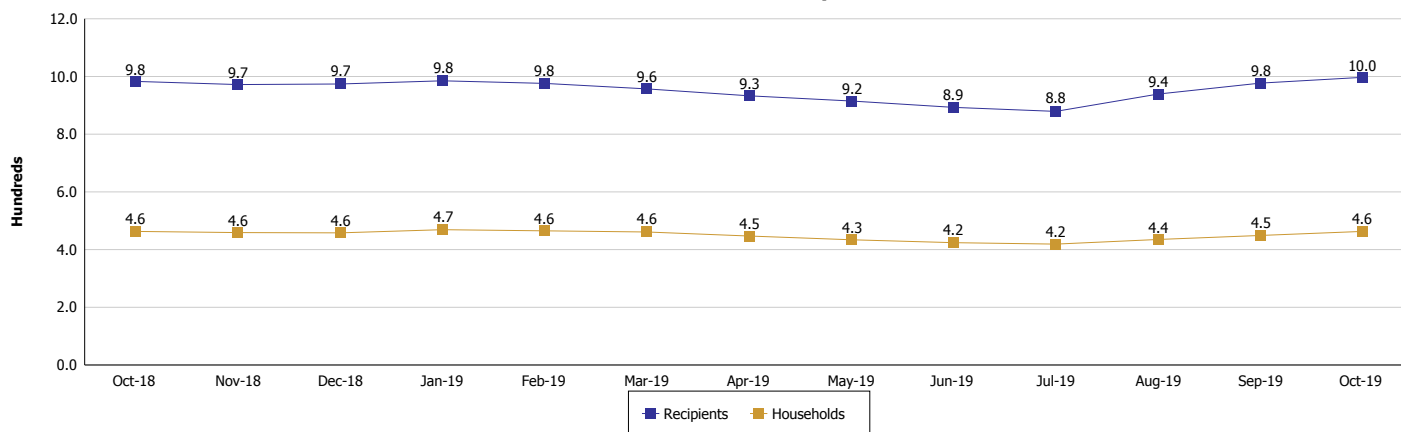
Location: Pulaski County

### SUPPLEMENTAL NUTRITION ASSISTANCE PROGRAM (SNAP)

#### SNAP Issuance



#### SNAP Households and Recipients



#### Note:

All data July 2014 and following will be broken out according to the new DFR region structure effective July 1 2014.



## DIVISION OF FAMILY RESOURCES

### Monthly Management Report

Reporting Month: October 2019

Location: Pulaski County

#### HIP 2.0 and SNAP

	October 2019	September 2019	October 2018	Annual Change
Total HIP 2.0 Members	811	807	821	-1.22%
HIP Members also SNAP Recipients	237	238	254	-6.69%
Percentage HIP Members SNAP Recipients	29.2%	29.5%	30.9%	-2.40%
HIP Members SNAP ABAWDs	9	7	8	12.50%
Percentage HIP Members SNAP ABAWDs	1.1%	0.9%	1.0%	-2.40%

**Note:**

All data July 2014 and following will be broken out according to the new DFR region structure effective July 1 2014.



## DIVISION OF FAMILY RESOURCES

### Monthly Management Report

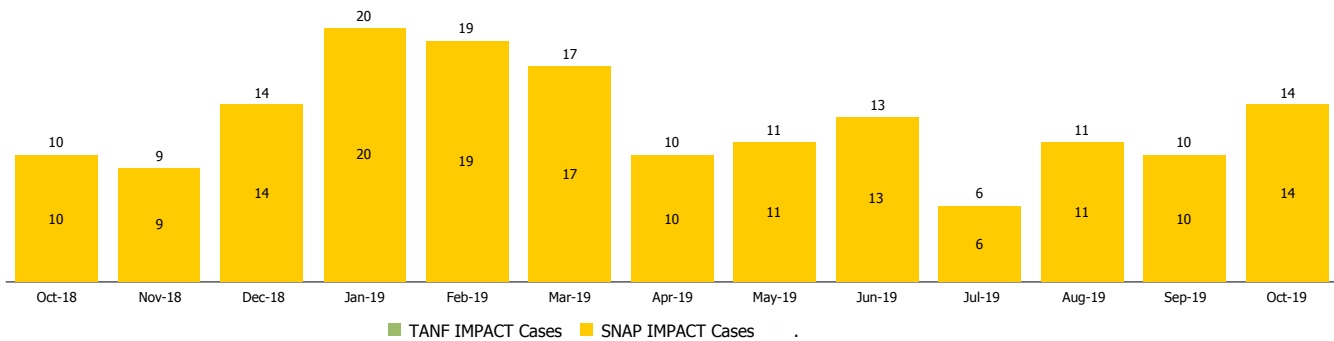
Reporting Month: October 2019

Location: Pulaski County

#### INDIANA MANPOWER PLACEMENT AND COMPREHENSIVE TRAINING (IMPACT)

	October 2019	September 2019	October 2018	Annual Change
Number of IMPACT cases	14	10	10	40.00%
Number of TANF IMPACT adults	0	0	0	
Number of SNAP IMPACT Cases	14	10	10	40.00%
Total number of adults employed	0	2	1	-100.00%
Number of TANF IMPACT adults newly employed (within past 30 days)	0	0	0	
Number of SNAP IMPACT adults employed	0	2	1	-100.00%
Total number of adults ineligible due to employment	7	6	10	-30.00%
Number of TANF adults ineligible due to employment	0	0	0	
Number of SNAP adults ineligible due to employment	7	6	10	-30.00%

**IMPACT Caseloads**  
(SNAP, TANF, Total Caseload)



**Note:**

All data July 2014 and following will be broken out according to the new DFR region structure effective July 1 2014.