



DIVISION OF FAMILY RESOURCES

Laporte County Monthly Management Report April 2018

State of Indiana

Eric Holcomb
Governor

Family and Social Services Administration

Jennifer Walthall, M.D.
Secretary

Division of Family Resources

Adrienne Shields
Director

For questions regarding data on this report contact:
office.Communications@fssa.IN.gov



State of Indiana

Published May 2018



DIVISION OF FAMILY RESOURCES

Monthly Management Report

Reporting Month: April 2018

Location: Laporte County

TEMPORARY ASSISTANCE FOR NEEDY FAMILIES (TANF)

Child-Only and One-Parent Families	Apr 30, 2018	March 2018	April 2017	Annual Change
Number of families receiving TANF Grants	91	95	120	-24.17%
Total number of grant recipients	211	209	275	-23.27%
Number of adult grant recipients	31	30	41	-24.39%
Number of child grant recipients	180	179	234	-23.08%
Total payments	\$18,226	\$19,208	\$24,020	-24.12%
Average payment per case	\$200.29	\$202.19	\$200.17	0.06%
Average payment per recipient	\$86.38	\$91.90	\$87.35	-1.11%
Number of cases with benefits reduced to zero	2	2	3	-33.33%
Number of recipients with benefits reduced to zero	3	3	5	-40.00%
Number of adult recipients with benefit reduced to zero	0	0	0	0%
Number of child recipients with benefit reduced to zero	3	3	5	-40.00%

Two-Parent Families	Apr 30, 2018	March 2018	April 2017	Annual Change
Number of families receiving TANF Grants	2	3	2	0.00%
Total number of grant recipients	8	8	7	14.29%
Number of adult grant recipients	2	2	2	0.00%
Number of child grant recipients	6	6	5	20.00%
Total payments	\$437	\$437	\$454	-3.74%
Average payment per case	\$218.50	\$145.67	\$227.00	-3.74%
Average payment per recipient	\$54.62	\$54.62	\$64.86	-15.78%
Number of cases with benefits reduced to zero	0	0	0	0%
Number of recipients with benefits reduced to zero	0	0	0	0%
Number of adult recipients with benefit reduced to zero	0	0	0	0%
Number of child recipients with benefit reduced to zero	0	0	0	0%

Note:

All data July 2014 and following will be broken out according to the new DFR region structure effective July 1 2014.

Source:



DIVISION OF FAMILY RESOURCES

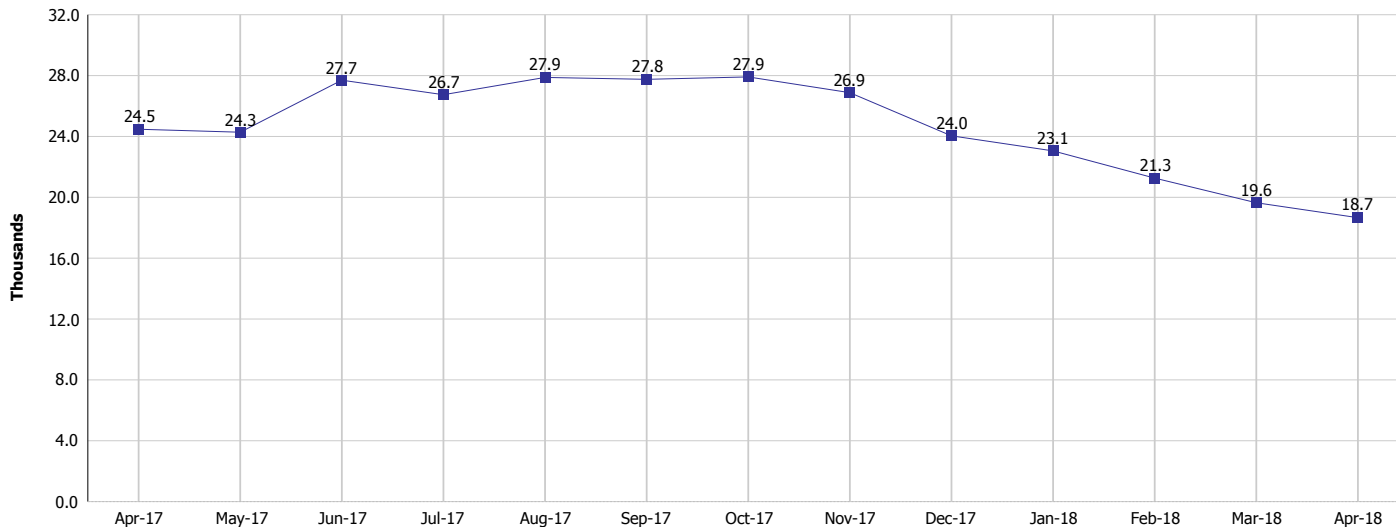
Monthly Management Report

Reporting Month: April 2018

Location: Laporte County

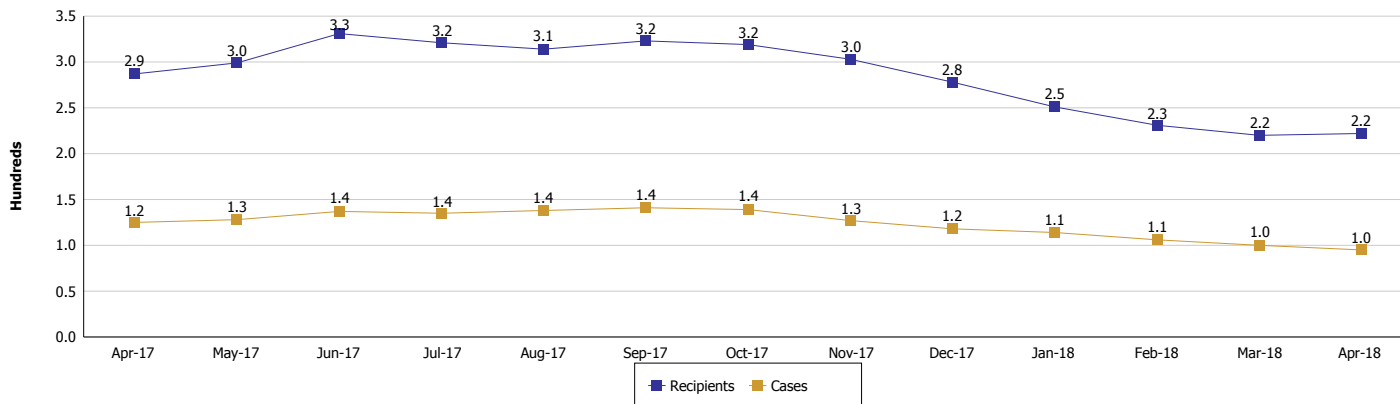
TEMPORARY ASSISTANCE FOR NEEDY FAMILIES (TANF)

TANF Regular And TANF Two-Parent Cash Assistance



TANF Cases and Recipients

(TANF Regular and TANF Two-Parent)



Note:

All data July 2014 and following will be broken out according to the new DFR region structure effective July 1 2014.



DIVISION OF FAMILY RESOURCES

Monthly Management Report

Reporting Month: April 2018

Location: Laporte County

SUPPLEMENTAL NUTRITION ASSISTANCE PROGRAM (SNAP)

	April 2018	March 2018	April 2017	Annual Change
Total issuance	\$1,610,962	\$1,643,918	\$1,761,312	-8.54%
Number of households receiving SNAP benefits	5,879	5,955	6,251	-5.95%
Number of recipients	13,598	13,812	14,594	-6.82%
Average issuance per household	\$274.02	\$276.06	\$281.76	-2.75%
Average issuance per recipient	\$118.47	\$119.02	\$120.69	-1.84%

Note:

All data July 2014 and following will be broken out according to the new DFR region structure effective July 1 2014.



DIVISION OF FAMILY RESOURCES

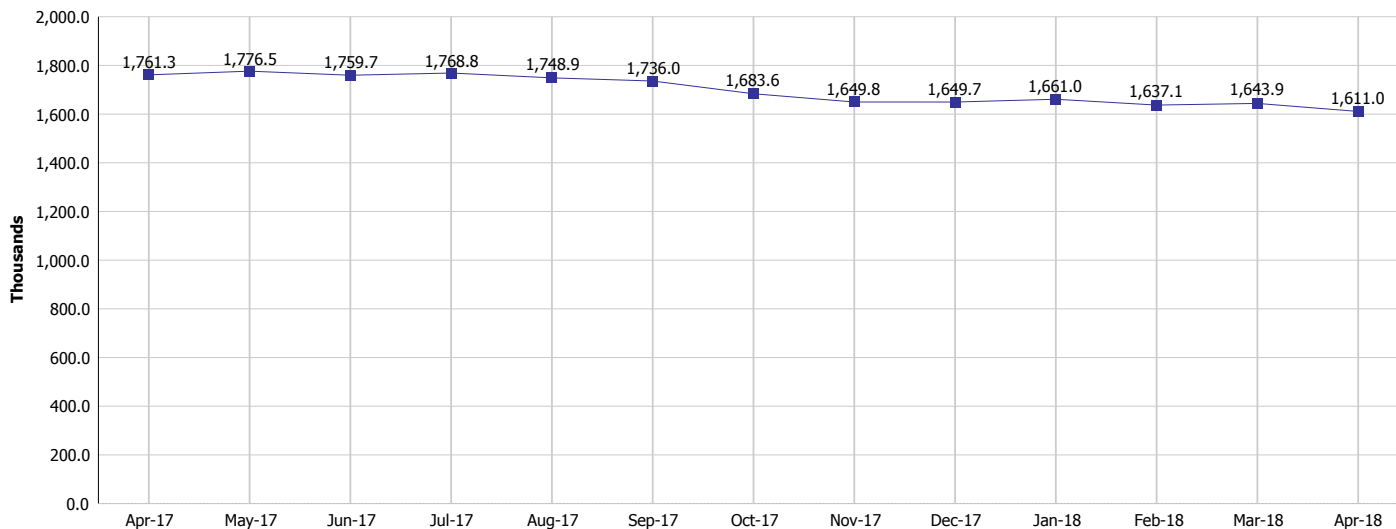
Monthly Management Report

Reporting Month: April 2018

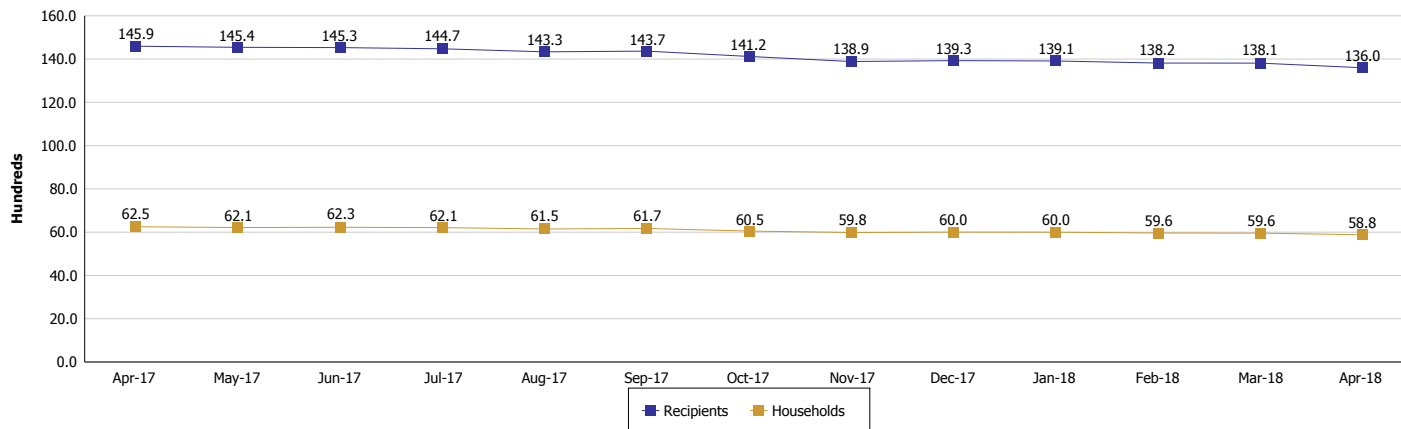
Location: Laporte County

SUPPLEMENTAL NUTRITION ASSISTANCE PROGRAM (SNAP)

SNAP Issuance



SNAP Households and Recipients



Note:

All data July 2014 and following will be broken out according to the new DFR region structure effective July 1 2014.



DIVISION OF FAMILY RESOURCES

Monthly Management Report

Reporting Month: April 2018

Location: Laporte County

HIP 2.0 and SNAP

	April 2018	March 2018	April 2017	Annual Change
Total HIP 2.0 Members	8,947	9,016	8,952	-0.06%
HIP Members also SNAP Recipients	3,416	3,408	3,588	-4.79%
Percentage HIP Members SNAP Recipients	38.2%	37.8%	40.1%	-1.61%
HIP Members SNAP ABAWDs	90	101	117	-23.08%
Percentage HIP Members SNAP ABAWDs	1.0%	1.1%	1.3%	-1.61%

Note:

All data July 2014 and following will be broken out according to the new DFR region structure effective July 1 2014.



DIVISION OF FAMILY RESOURCES

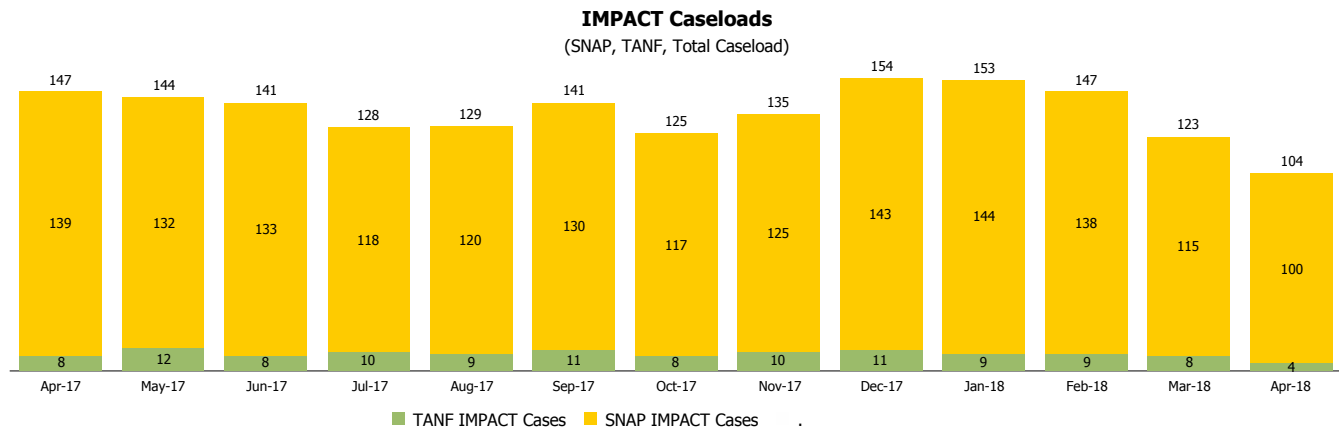
Monthly Management Report

Reporting Month: April 2018

Location: Laporte County

INDIANA MANPOWER PLACEMENT AND COMPREHENSIVE TRAINING (IMPACT)

	April 2018	March 2018	April 2017	Annual Change
Number of IMPACT cases	104	123	147	-29.25%
Number of TANF IMPACT adults	4	8	8	-50.00%
Number of SNAP IMPACT Cases	100	115	139	-28.06%
Total number of adults employed	29	29	43	-32.56%
Number of TANF IMPACT adults newly employed (within past 30 days)	2	1	4	-50.00%
Number of SNAP IMPACT adults employed	27	28	39	-30.77%
Total number of adults ineligible due to employment	94	101	122	-22.95%
Number of TANF adults ineligible due to employment	0	0	0	
Number of SNAP adults ineligible due to employment	94	101	122	-22.95%



Note:

All data July 2014 and following will be broken out according to the new DFR region structure effective July 1 2014.