



DIVISION OF FAMILY RESOURCES

Lake County Monthly Management Report April 2018

State of Indiana

Eric Holcomb
Governor

Family and Social Services Administration

Jennifer Walthall, M.D.
Secretary

Division of Family Resources

Adrienne Shields
Director

For questions regarding data on this report contact:
office.Communications@fssa.IN.gov



State of Indiana

Published May 2018



DIVISION OF FAMILY RESOURCES

Monthly Management Report

Reporting Month: April 2018

Location: Lake County

TEMPORARY ASSISTANCE FOR NEEDY FAMILIES (TANF)

Child-Only and One-Parent Families	Apr 30, 2018	March 2018	April 2017	Annual Change
Number of families receiving TANF Grants	646	676	694	-6.92%
Total number of grant recipients	1,445	1,506	1,495	-3.34%
Number of adult grant recipients	237	262	237	0.00%
Number of child grant recipients	1,208	1,244	1,258	-3.97%
Total payments	\$142,435	\$134,422	\$139,979	1.75%
Average payment per case	\$220.49	\$198.85	\$201.70	9.32%
Average payment per recipient	\$98.57	\$89.26	\$93.63	5.28%
Number of cases with benefits reduced to zero	10	9	13	-23.08%
Number of recipients with benefits reduced to zero	24	19	35	-31.43%
Number of adult recipients with benefit reduced to zero	8	6	6	33.33%
Number of child recipients with benefit reduced to zero	16	13	29	-44.83%

Two-Parent Families	Apr 30, 2018	March 2018	April 2017	Annual Change
Number of families receiving TANF Grants	36	39	32	12.50%
Total number of grant recipients	146	158	135	8.15%
Number of adult grant recipients	50	54	51	-1.96%
Number of child grant recipients	96	104	84	14.29%
Total payments	\$7,773	\$8,550	\$5,219	48.94%
Average payment per case	\$215.92	\$219.23	\$163.09	32.39%
Average payment per recipient	\$53.24	\$54.11	\$38.66	37.72%
Number of cases with benefits reduced to zero	1	1	1	0.00%
Number of recipients with benefits reduced to zero	5	5	5	0.00%
Number of adult recipients with benefit reduced to zero	2	2	2	0.00%
Number of child recipients with benefit reduced to zero	3	3	3	0.00%

Note:

All data July 2014 and following will be broken out according to the new DFR region structure effective July 1 2014.

Source:



DIVISION OF FAMILY RESOURCES

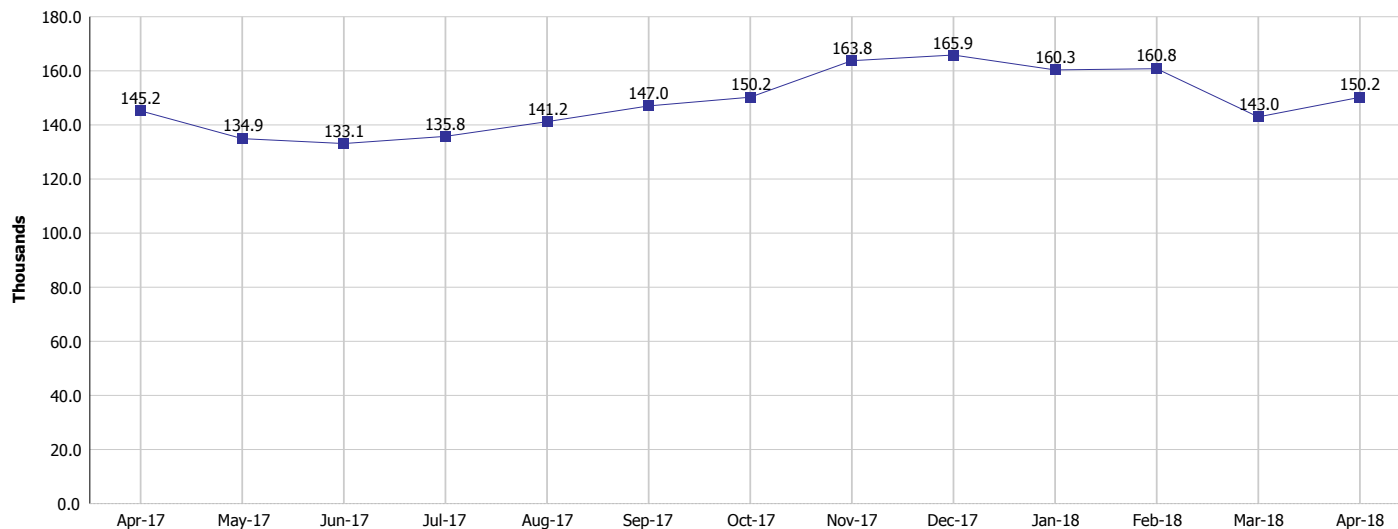
Monthly Management Report

Reporting Month: April 2018

Location: Lake County

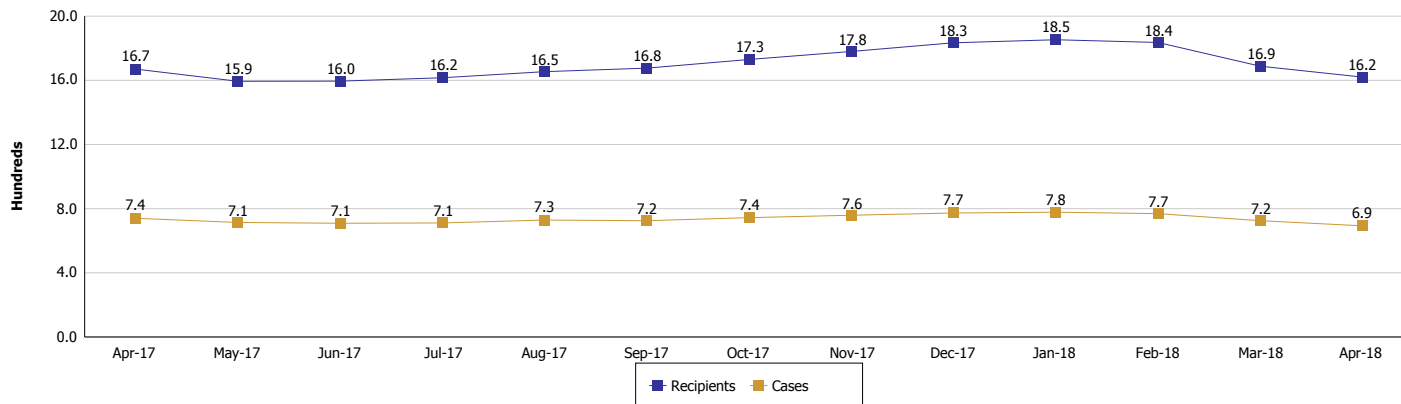
TEMPORARY ASSISTANCE FOR NEEDY FAMILIES (TANF)

TANF Regular And TANF Two-Parent Cash Assistance



TANF Cases and Recipients

(TANF Regular and TANF Two-Parent)



Note:

All data July 2014 and following will be broken out according to the new DFR region structure effective July 1 2014.



DIVISION OF FAMILY RESOURCES

Monthly Management Report

Reporting Month: April 2018

Location: Lake County

SUPPLEMENTAL NUTRITION ASSISTANCE PROGRAM (SNAP)

	April 2018	March 2018	April 2017	Annual Change
Total issuance	\$8,333,941	\$8,224,712	\$8,733,976	-4.58%
Number of households receiving SNAP benefits	29,637	29,512	30,865	-3.98%
Number of recipients	66,605	66,230	69,585	-4.28%
Average issuance per household	\$281.2	\$278.69	\$282.97	-0.63%
Average issuance per recipient	\$125.12	\$124.18	\$125.52	-0.32%

Note:

All data July 2014 and following will be broken out according to the new DFR region structure effective July 1 2014.



DIVISION OF FAMILY RESOURCES

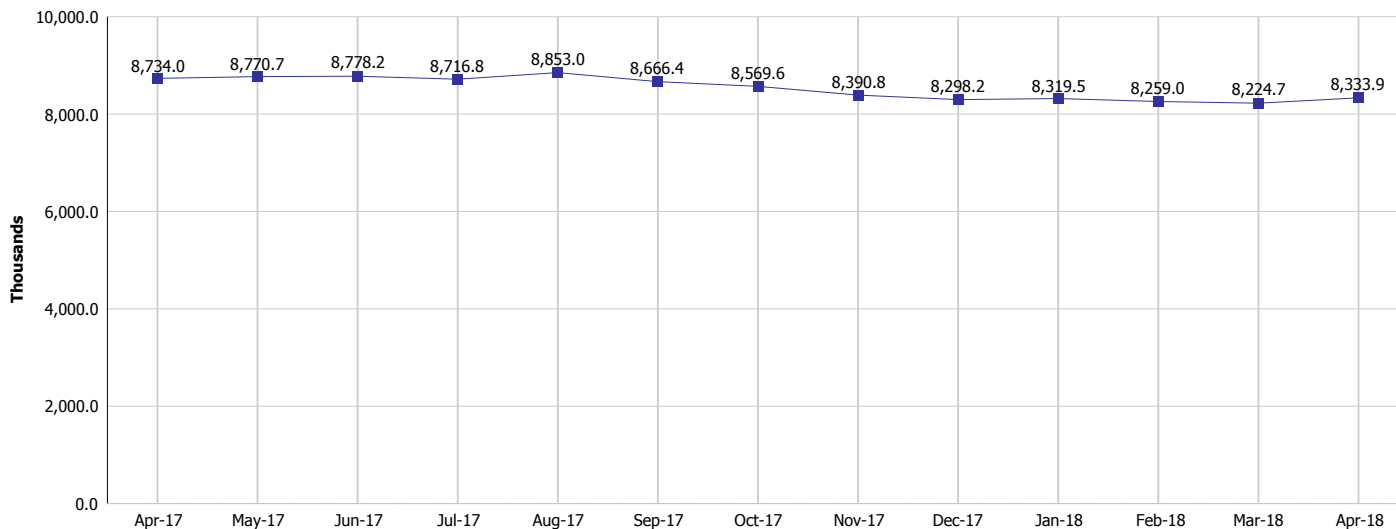
Monthly Management Report

Reporting Month: April 2018

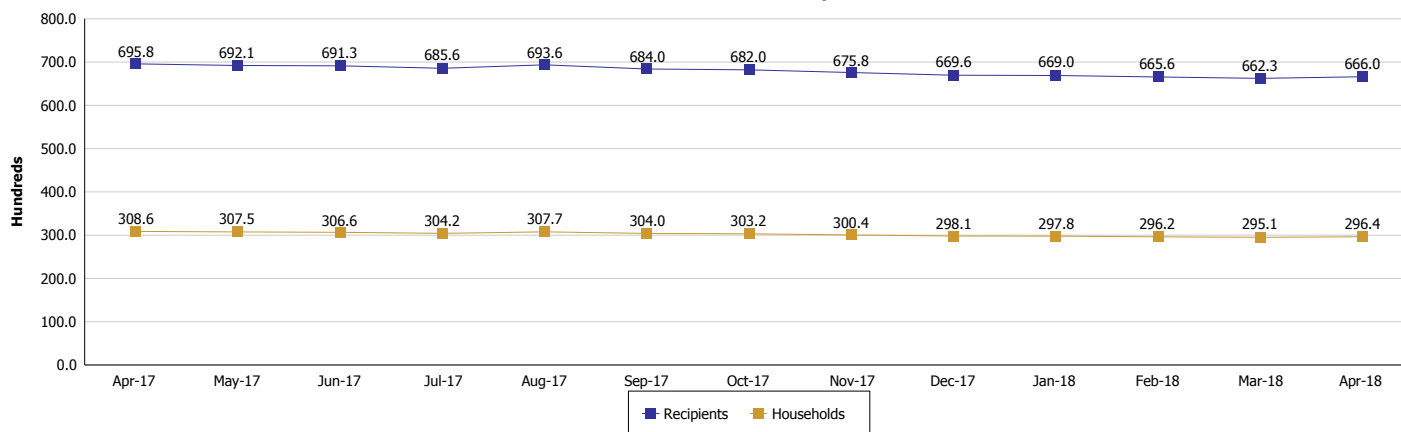
Location: Lake County

SUPPLEMENTAL NUTRITION ASSISTANCE PROGRAM (SNAP)

SNAP Issuance



SNAP Households and Recipients



Note:

All data July 2014 and following will be broken out according to the new DFR region structure effective July 1 2014.



DIVISION OF FAMILY RESOURCES

Monthly Management Report

Reporting Month: April 2018

Location: Lake County

HIP 2.0 and SNAP

	April 2018	March 2018	April 2017	Annual Change
Total HIP 2.0 Members	41,179	41,085	40,011	2.92%
HIP Members also SNAP Recipients	16,517	16,245	16,860	-2.03%
Percentage HIP Members SNAP Recipients	40.1%	39.5%	42.1%	1.41%
HIP Members SNAP ABAWDs	458	428	474	-3.38%
Percentage HIP Members SNAP ABAWDs	1.1%	1.0%	1.2%	1.41%

Note:

All data July 2014 and following will be broken out according to the new DFR region structure effective July 1 2014.



DIVISION OF FAMILY RESOURCES

Monthly Management Report

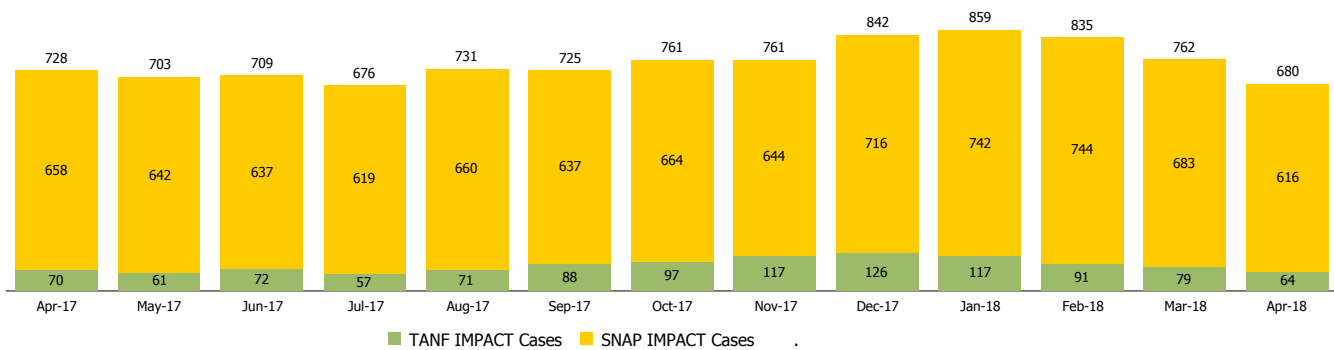
Reporting Month: April 2018

Location: Lake County

INDIANA MANPOWER PLACEMENT AND COMPREHENSIVE TRAINING (IMPACT)

	April 2018	March 2018	April 2017	Annual Change
Number of IMPACT cases	680	762	728	-6.59%
Number of TANF IMPACT adults	64	79	70	-8.57%
Number of SNAP IMPACT Cases	616	683	658	-6.38%
Total number of adults employed	116	81	190	-38.95%
Number of TANF IMPACT adults newly employed (within past 30 days)	10	9	20	-50.00%
Number of SNAP IMPACT adults employed	106	72	170	-37.65%
Total number of adults ineligible due to employment	277	416	467	-40.69%
Number of TANF adults ineligible due to employment	0	1	2	-100.00%
Number of SNAP adults ineligible due to employment	277	415	465	-40.43%

IMPACT Caseloads
(SNAP, TANF, Total Caseload)



Note:

All data July 2014 and following will be broken out according to the new DFR region structure effective July 1 2014.