



## DIVISION OF FAMILY RESOURCES

# Kosciusko County Monthly Management Report April 2018

### State of Indiana

Eric Holcomb  
Governor

### Family and Social Services Administration

Jennifer Walthall, M.D.  
Secretary

### Division of Family Resources

Adrienne Shields  
Director

For questions regarding data on this report contact:  
[office.Communications@fssa.IN.gov](mailto:office.Communications@fssa.IN.gov)



## State of Indiana

Published May 2018



## DIVISION OF FAMILY RESOURCES

### Monthly Management Report

Reporting Month: April 2018

Location: Kosciusko County

#### TEMPORARY ASSISTANCE FOR NEEDY FAMILIES (TANF)

Child-Only and One-Parent Families	Apr 30, 2018	March 2018	April 2017	Annual Change
Number of families receiving TANF Grants	35	39	41	-14.63%
Total number of grant recipients	74	77	89	-16.85%
Number of adult grant recipients	10	10	13	-23.08%
Number of child grant recipients	64	67	76	-15.79%
Total payments	\$7,737	\$7,098	\$8,262	-6.35%
Average payment per case	\$221.06	\$182.00	\$201.51	9.70%
Average payment per recipient	\$104.55	\$92.18	\$92.83	12.63%
Number of cases with benefits reduced to zero	1	1	1	0.00%
Number of recipients with benefits reduced to zero	1	1	2	-50.00%
Number of adult recipients with benefit reduced to zero	0	0	1	-100.00%
Number of child recipients with benefit reduced to zero	1	1	1	0.00%

Two-Parent Families	Apr 30, 2018	March 2018	April 2017	Annual Change
Number of families receiving TANF Grants	4	4	6	-33.33%
Total number of grant recipients	23	23	35	-34.29%
Number of adult grant recipients	8	8	12	-33.33%
Number of child grant recipients	15	15	23	-34.78%
Total payments	\$720	\$720	\$1,481	-51.38%
Average payment per case	\$180.00	\$180.00	\$246.83	-27.08%
Average payment per recipient	\$31.30	\$31.30	\$42.31	-26.02%
Number of cases with benefits reduced to zero	0	0	0	0%
Number of recipients with benefits reduced to zero	0	0	0	0%
Number of adult recipients with benefit reduced to zero	0	0	0	0%
Number of child recipients with benefit reduced to zero	0	0	0	0%

**Note:**

All data July 2014 and following will be broken out according to the new DFR region structure effective July 1 2014.

Source:



# DIVISION OF FAMILY RESOURCES

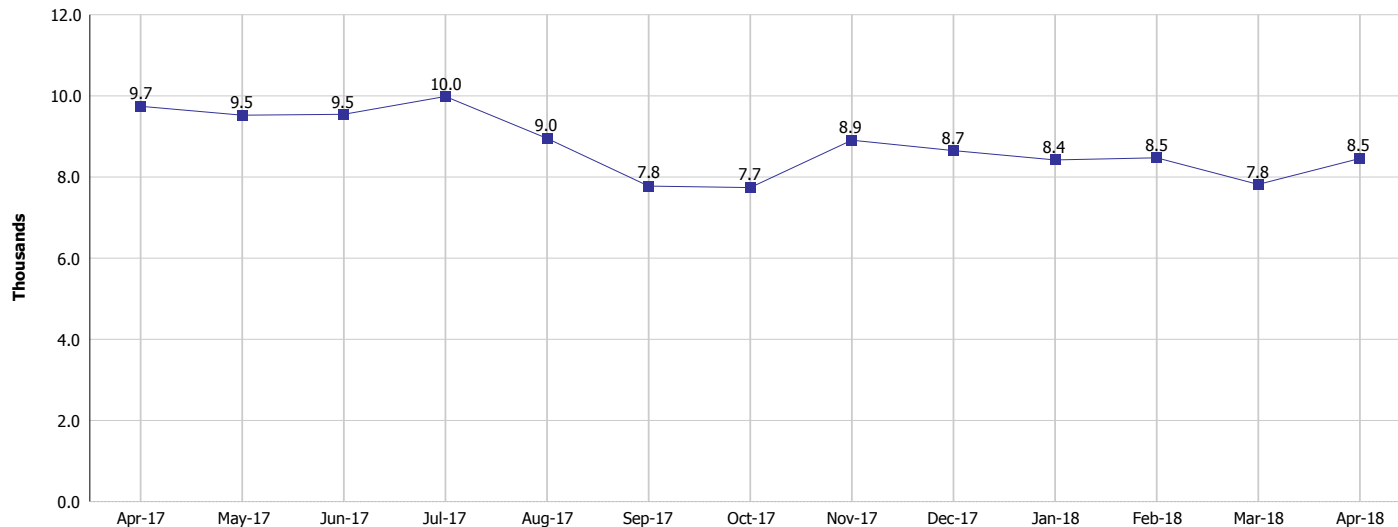
## Monthly Management Report

Reporting Month: April 2018

Location: Kosciusko County

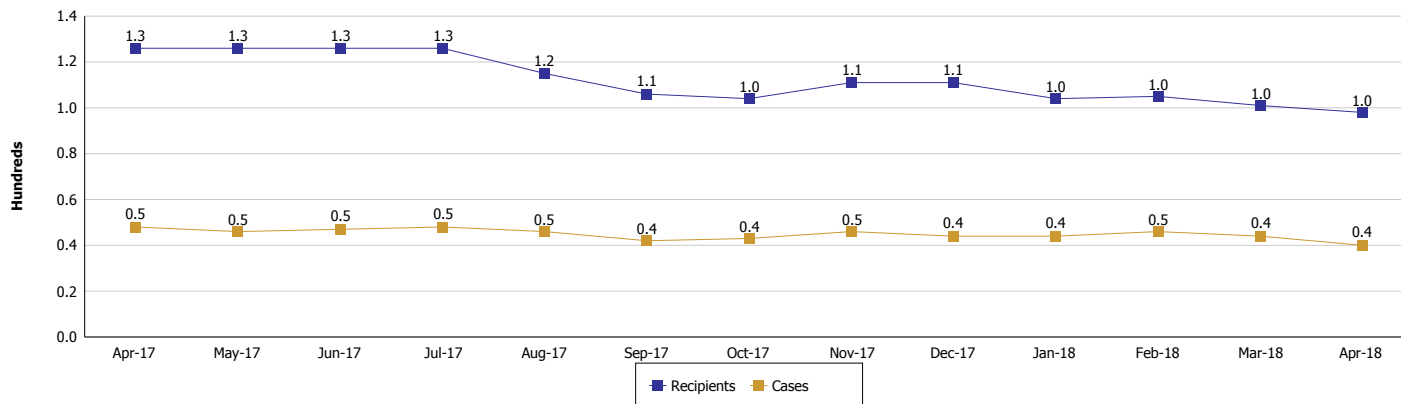
### TEMPORARY ASSISTANCE FOR NEEDY FAMILIES (TANF)

#### TANF Regular And TANF Two-Parent Cash Assistance



#### TANF Cases and Recipients

(TANF Regular and TANF Two-Parent)



**Note:**

All data July 2014 and following will be broken out according to the new DFR region structure effective July 1 2014.



## DIVISION OF FAMILY RESOURCES

### Monthly Management Report

Reporting Month: April 2018

Location: Kosciusko County

#### SUPPLEMENTAL NUTRITION ASSISTANCE PROGRAM (SNAP)

	April 2018	March 2018	April 2017	Annual Change
Total issuance	\$487,395	\$507,570	\$582,421	-16.32%
Number of households receiving SNAP benefits	1,827	1,892	2,142	-14.71%
Number of recipients	4,308	4,496	5,214	-17.38%
Average issuance per household	\$266.77	\$268.27	\$271.91	-1.89%
Average issuance per recipient	\$113.14	\$112.89	\$111.7	1.29%

**Note:**

All data July 2014 and following will be broken out according to the new DFR region structure effective July 1 2014.



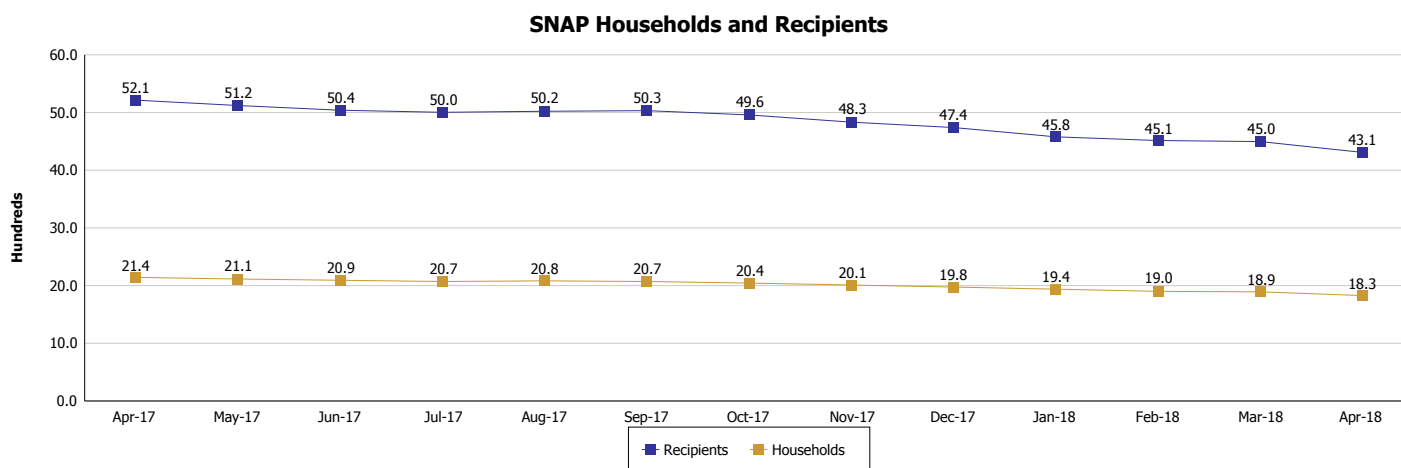
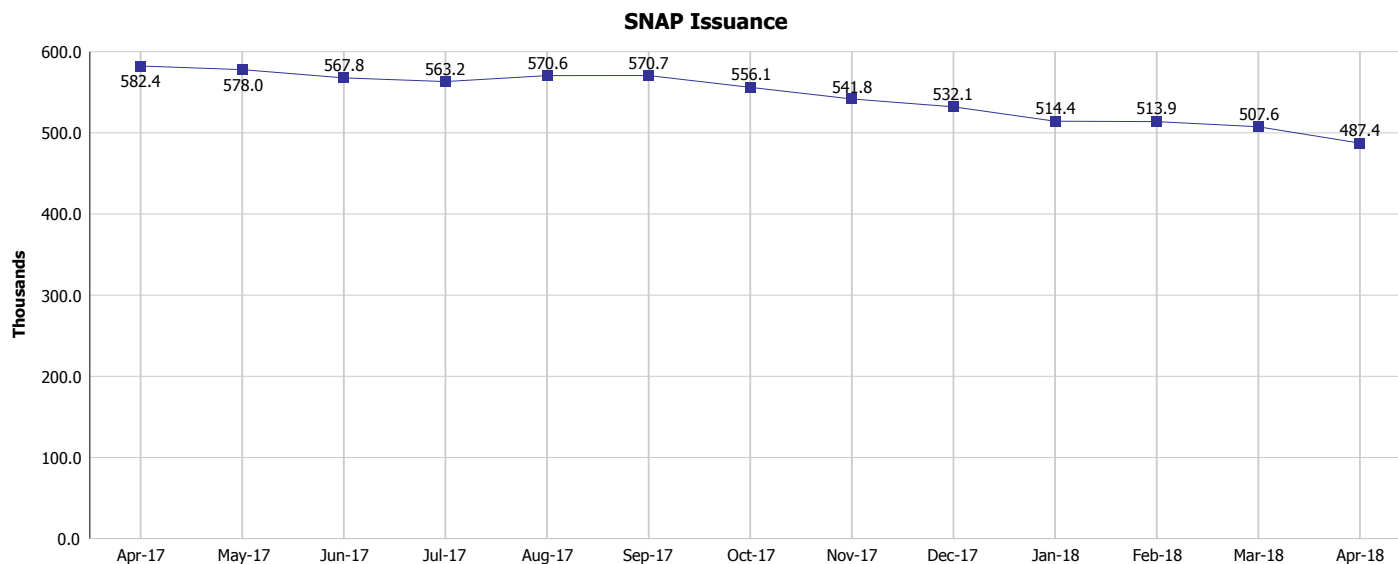
## DIVISION OF FAMILY RESOURCES

### Monthly Management Report

Reporting Month: April 2018

Location: Kosciusko County

#### SUPPLEMENTAL NUTRITION ASSISTANCE PROGRAM (SNAP)



**Note:**

All data July 2014 and following will be broken out according to the new DFR region structure effective July 1 2014.



## DIVISION OF FAMILY RESOURCES

### Monthly Management Report

Reporting Month: April 2018

Location: Kosciusko County

#### HIP 2.0 and SNAP

	April 2018	March 2018	April 2017	Annual Change
Total HIP 2.0 Members	3,548	3,607	3,818	-7.07%
HIP Members also SNAP Recipients	1,016	1,032	1,208	-15.89%
Percentage HIP Members SNAP Recipients	28.6%	28.6%	31.6%	-9.19%
HIP Members SNAP ABAWDs	21	19	23	-8.70%
Percentage HIP Members SNAP ABAWDs	0.6%	0.5%	0.6%	-9.19%

**Note:**

All data July 2014 and following will be broken out according to the new DFR region structure effective July 1 2014.



## DIVISION OF FAMILY RESOURCES

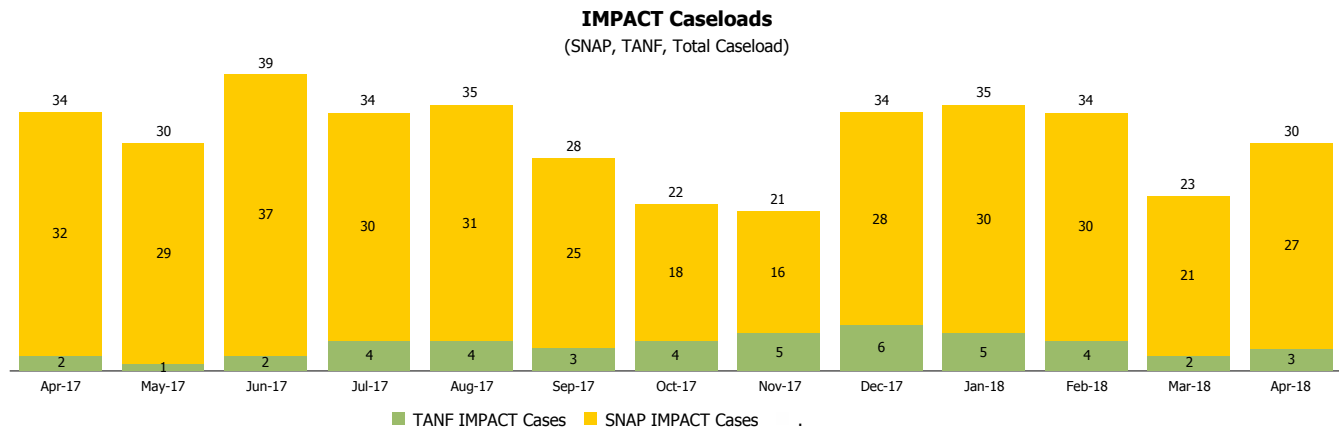
### Monthly Management Report

Reporting Month: April 2018

Location: Kosciusko County

#### INDIANA MANPOWER PLACEMENT AND COMPREHENSIVE TRAINING (IMPACT)

	April 2018	March 2018	April 2017	Annual Change
Number of IMPACT cases	30	23	34	-11.76%
Number of TANF IMPACT adults	3	2	2	50.00%
Number of SNAP IMPACT Cases	27	21	32	-15.62%
Total number of adults employed	6	6	20	-70.00%
Number of TANF IMPACT adults newly employed (within past 30 days)	0	0	1	-100.00%
Number of SNAP IMPACT adults employed	6	6	19	-68.42%
Total number of adults ineligible due to employment	55	28	64	-14.06%
Number of TANF adults ineligible due to employment	1	0	0	
Number of SNAP adults ineligible due to employment	54	28	64	-15.62%



**Note:**

All data July 2014 and following will be broken out according to the new DFR region structure effective July 1 2014.