



DIVISION OF FAMILY RESOURCES

Hamilton County Monthly Management Report April 2018

State of Indiana

Eric Holcomb
Governor

Family and Social Services Administration

Jennifer Walthall, M.D.
Secretary

Division of Family Resources

Adrienne Shields
Director

For questions regarding data on this report contact:
office.Communications@fssa.IN.gov



State of Indiana

Published May 2018



DIVISION OF FAMILY RESOURCES

Monthly Management Report

Reporting Month: April 2018

Location: Hamilton County

TEMPORARY ASSISTANCE FOR NEEDY FAMILIES (TANF)

Child-Only and One-Parent Families	Apr 30, 2018	March 2018	April 2017	Annual Change
Number of families receiving TANF Grants	46	45	57	-19.30%
Total number of grant recipients	98	91	117	-16.24%
Number of adult grant recipients	14	15	24	-41.67%
Number of child grant recipients	84	76	93	-9.68%
Total payments	\$8,726	\$9,439	\$10,800	-19.20%
Average payment per case	\$189.70	\$209.76	\$189.47	0.12%
Average payment per recipient	\$89.04	\$103.73	\$92.31	-3.54%
Number of cases with benefits reduced to zero	0	1	1	-100.00%
Number of recipients with benefits reduced to zero	0	2	1	-100.00%
Number of adult recipients with benefit reduced to zero	0	1	0	0%
Number of child recipients with benefit reduced to zero	0	1	1	-100.00%

Two-Parent Families	Apr 30, 2018	March 2018	April 2017	Annual Change
Number of families receiving TANF Grants	4	4	0	0%
Total number of grant recipients	18	18	0	0%
Number of adult grant recipients	8	8	0	0%
Number of child grant recipients	10	10	0	0%
Total payments	\$1,018	\$1,018	\$0	0%
Average payment per case	\$254.50	\$254.50	\$0.00	0.00%
Average payment per recipient	\$56.56	\$56.56	\$0.00	0.00%
Number of cases with benefits reduced to zero	0	0	0	0%
Number of recipients with benefits reduced to zero	0	0	0	0%
Number of adult recipients with benefit reduced to zero	0	0	0	0%
Number of child recipients with benefit reduced to zero	0	0	0	0%

Note:

All data July 2014 and following will be broken out according to the new DFR region structure effective July 1 2014.

Source:



DIVISION OF FAMILY RESOURCES

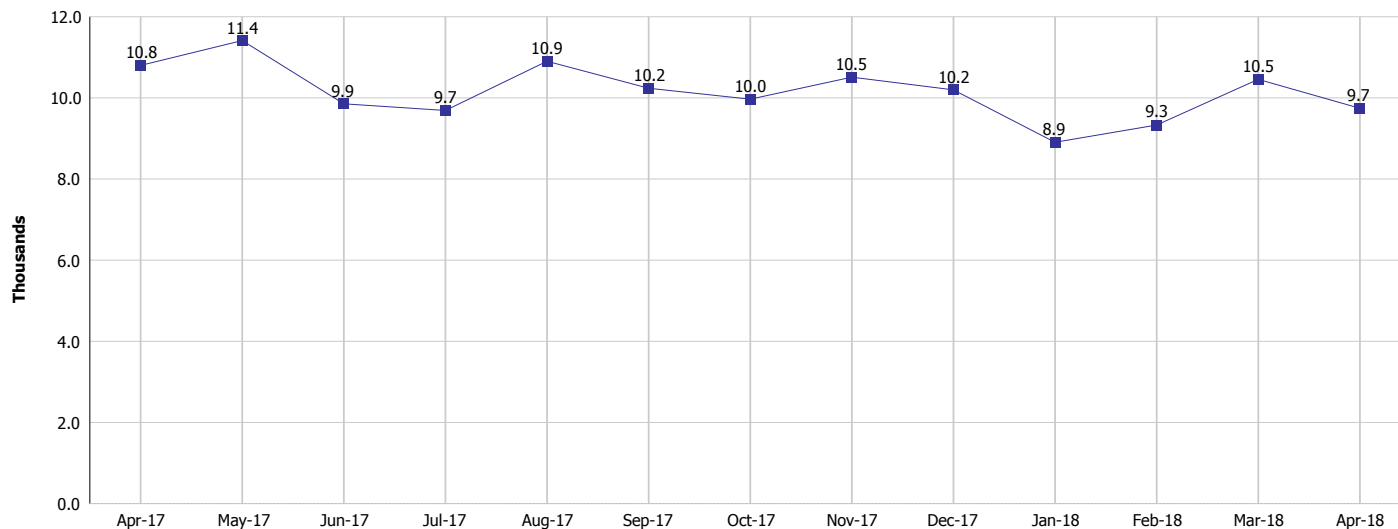
Monthly Management Report

Reporting Month: April 2018

Location: Hamilton County

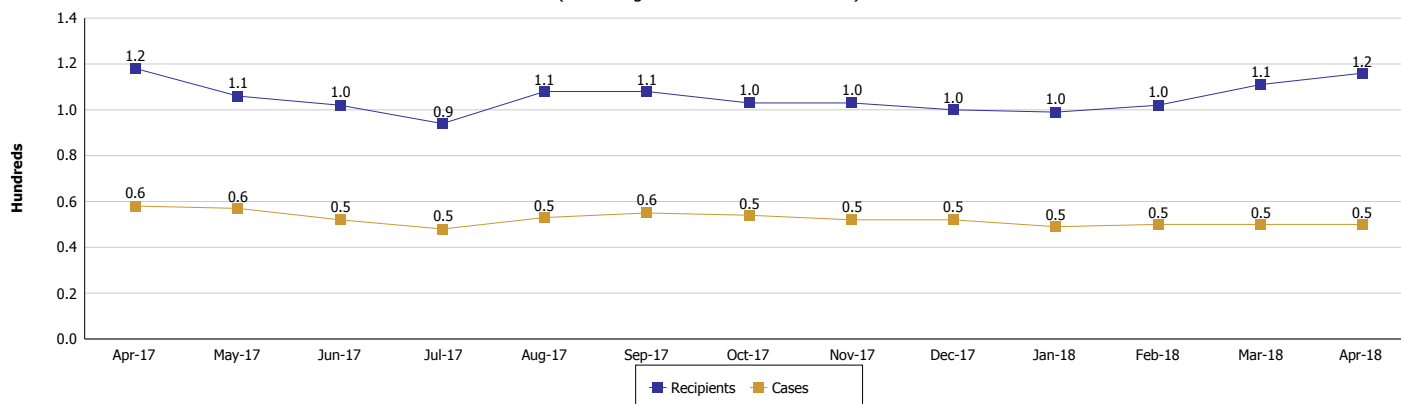
TEMPORARY ASSISTANCE FOR NEEDY FAMILIES (TANF)

TANF Regular And TANF Two-Parent Cash Assistance



TANF Cases and Recipients

(TANF Regular and TANF Two-Parent)



Note:

All data July 2014 and following will be broken out according to the new DFR region structure effective July 1 2014.



DIVISION OF FAMILY RESOURCES

Monthly Management Report

Reporting Month: April 2018

Location: Hamilton County

SUPPLEMENTAL NUTRITION ASSISTANCE PROGRAM (SNAP)

	April 2018	March 2018	April 2017	Annual Change
Total issuance	\$876,607	\$876,116	\$906,743	-3.32%
Number of households receiving SNAP benefits	3,087	3,080	3,194	-3.35%
Number of recipients	7,384	7,375	7,552	-2.22%
Average issuance per household	\$283.97	\$284.45	\$283.89	0.03%
Average issuance per recipient	\$118.72	\$118.8	\$120.07	-1.12%

Note:

All data July 2014 and following will be broken out according to the new DFR region structure effective July 1 2014.



DIVISION OF FAMILY RESOURCES

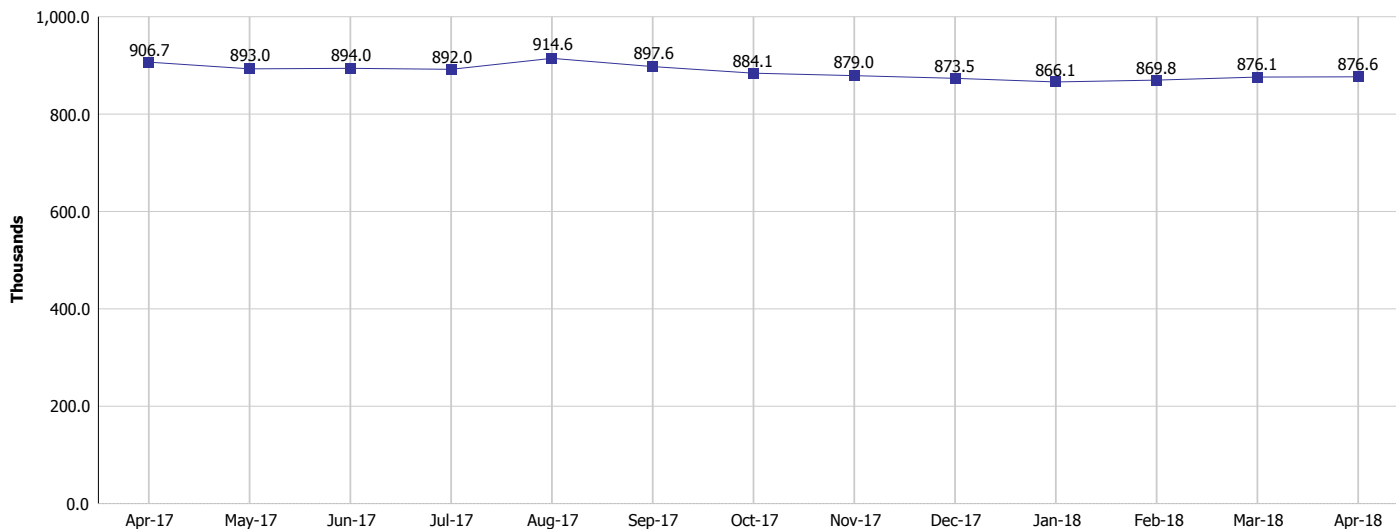
Monthly Management Report

Reporting Month: April 2018

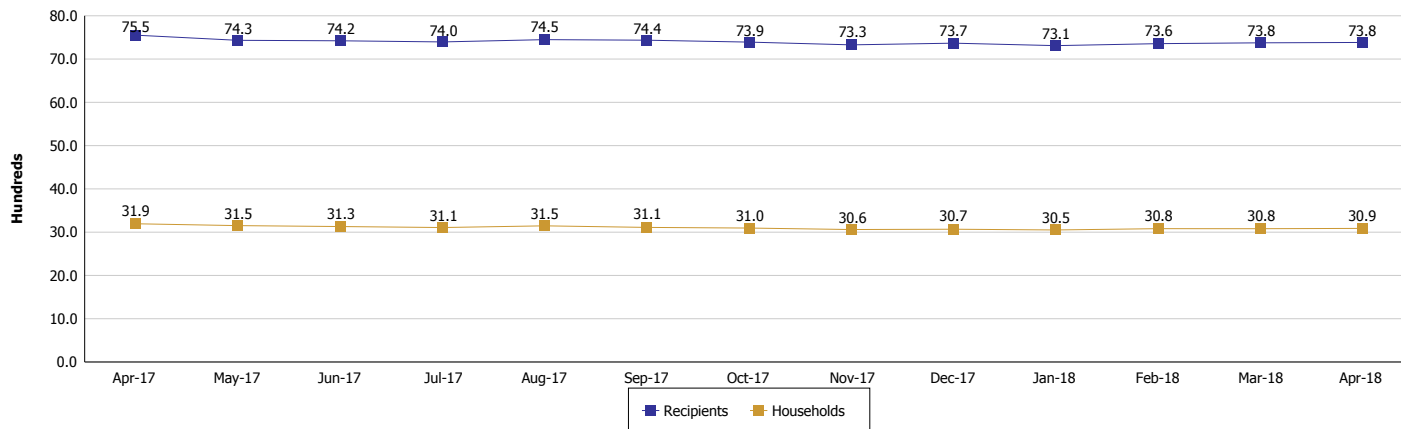
Location: Hamilton County

SUPPLEMENTAL NUTRITION ASSISTANCE PROGRAM (SNAP)

SNAP Issuance



SNAP Households and Recipients



Note:

All data July 2014 and following will be broken out according to the new DFR region structure effective July 1 2014.



DIVISION OF FAMILY RESOURCES

Monthly Management Report

Reporting Month: April 2018

Location: Hamilton County

HIP 2.0 and SNAP

	April 2018	March 2018	April 2017	Annual Change
Total HIP 2.0 Members	8,378	8,387	7,878	6.35%
HIP Members also SNAP Recipients	1,831	1,808	1,848	-0.92%
Percentage HIP Members SNAP Recipients	21.9%	21.6%	23.5%	5.02%
HIP Members SNAP ABAWDs	42	36	35	20.00%
Percentage HIP Members SNAP ABAWDs	0.5%	0.4%	0.4%	5.02%

Note:

All data July 2014 and following will be broken out according to the new DFR region structure effective July 1 2014.



DIVISION OF FAMILY RESOURCES

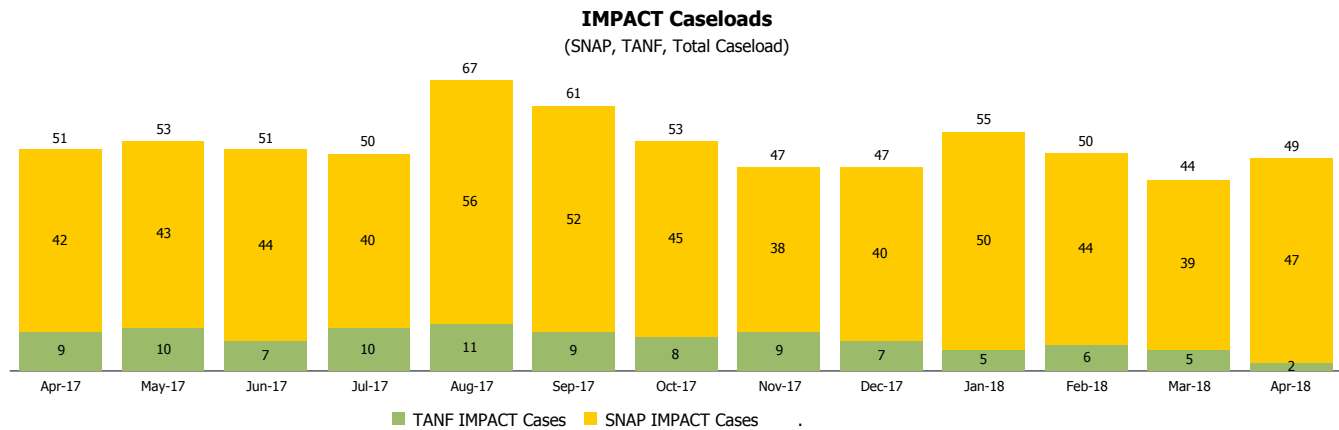
Monthly Management Report

Reporting Month: April 2018

Location: Hamilton County

INDIANA MANPOWER PLACEMENT AND COMPREHENSIVE TRAINING (IMPACT)

	April 2018	March 2018	April 2017	Annual Change
Number of IMPACT cases	49	44	51	-3.92%
Number of TANF IMPACT adults	2	5	9	-77.78%
Number of SNAP IMPACT Cases	47	39	42	11.90%
Total number of adults employed	11	13	29	-62.07%
Number of TANF IMPACT adults newly employed (within past 30 days)	2	1	1	100.00%
Number of SNAP IMPACT adults employed	9	12	28	-67.86%
Total number of adults ineligible due to employment	51	70	79	-35.44%
Number of TANF adults ineligible due to employment	0	1	0	
Number of SNAP adults ineligible due to employment	51	69	79	-35.44%



Note:

All data July 2014 and following will be broken out according to the new DFR region structure effective July 1 2014.