



DIVISION OF FAMILY RESOURCES

Decatur County Monthly Management Report September 2019

State of Indiana

Eric Holcomb
Governor

Family and Social Services Administration

Jennifer Walthall, M.D.
Secretary

Division of Family Resources

Adrienne Shields
Director

For questions regarding data on this report contact:
office.Communications@fssa.IN.gov



State of Indiana

Published October 2019



DIVISION OF FAMILY RESOURCES

Monthly Management Report

Reporting Month: September 2019

Location: Decatur County

TEMPORARY ASSISTANCE FOR NEEDY FAMILIES (TANF)

Child-Only and One-Parent Families	Sep 30, 2019	August 2019	September 2018	Annual Change
Number of families receiving TANF Grants	16	16	30	-46.67%
Total number of grant recipients	31	30	65	-52.31%
Number of adult grant recipients	2	2	6	-66.67%
Number of child grant recipients	29	28	59	-50.85%
Total payments	\$2,512	\$2,592	\$6,061	-58.55%
Average payment per case	\$157.00	\$162.00	\$202.03	-22.29%
Average payment per recipient	\$81.03	\$86.40	\$93.25	-13.10%
Number of cases with benefits reduced to zero	0	0	0	0%
Number of recipients with benefits reduced to zero	0	0	0	0%
Number of adult recipients with benefit reduced to zero	0	0	0	0%
Number of child recipients with benefit reduced to zero	0	0	0	0%

Two-Parent Families	Sep 30, 2019	August 2019	September 2018	Annual Change
Number of families receiving TANF Grants	0	0	0	0%
Total number of grant recipients	0	0	0	0%
Number of adult grant recipients	0	0	0	0%
Number of child grant recipients	0	0	0	0%
Total payments	\$0	\$0	\$0	0%
Average payment per case	\$0.00	\$0.00	\$0.00	0.00%
Average payment per recipient	\$0.00	\$0.00	\$0.00	0.00%
Number of cases with benefits reduced to zero	0	0	0	0%
Number of recipients with benefits reduced to zero	0	0	0	0%
Number of adult recipients with benefit reduced to zero	0	0	0	0%
Number of child recipients with benefit reduced to zero	0	0	0	0%

Note:

All data July 2014 and following will be broken out according to the new DFR region structure effective July 1 2014.

Source:



DIVISION OF FAMILY RESOURCES

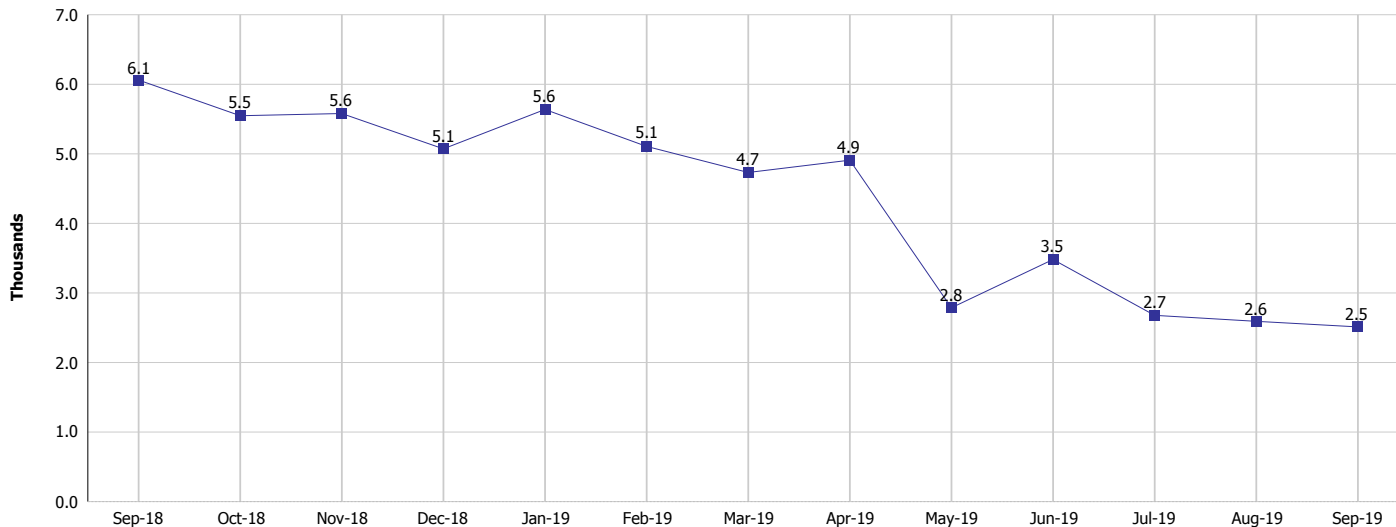
Monthly Management Report

Reporting Month: September 2019

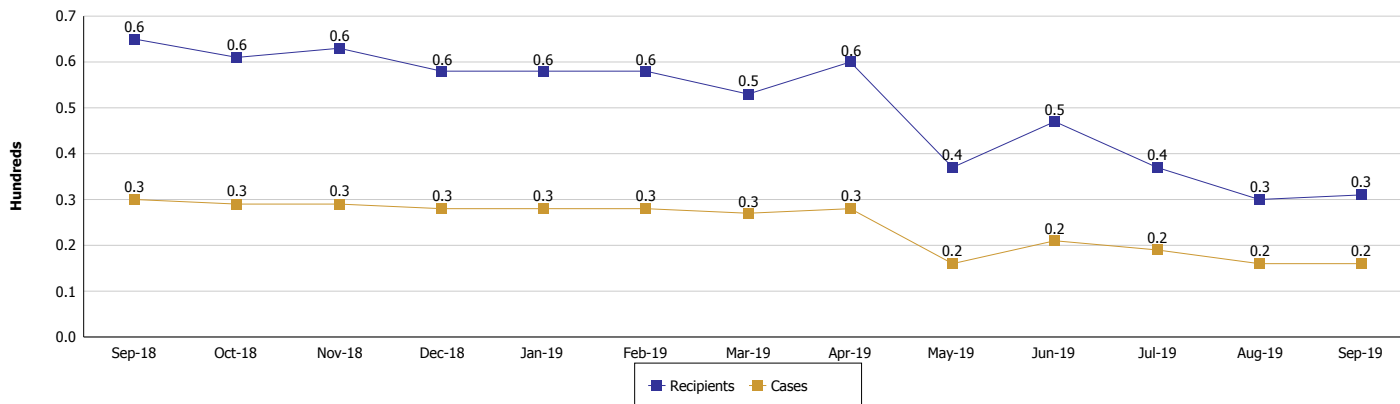
Location: Decatur County

TEMPORARY ASSISTANCE FOR NEEDY FAMILIES (TANF)

TANF Regular And TANF Two-Parent Cash Assistance



TANF Cases and Recipients (TANF Regular and TANF Two-Parent)



Note:

All data July 2014 and following will be broken out according to the new DFR region structure effective July 1 2014.



DIVISION OF FAMILY RESOURCES

Monthly Management Report

Reporting Month: September 2019

Location: Decatur County

SUPPLEMENTAL NUTRITION ASSISTANCE PROGRAM (SNAP)

	September 2019	August 2019	September 2018	Annual Change
Total issuance	\$203,643	\$235,807	\$206,565	-1.41%
Number of households receiving SNAP benefits	772	806	852	-9.39%
Number of recipients	1,756	1,816	1,883	-6.74%
Average issuance per household	\$263.79	\$292.56	\$242.45	8.80%
Average issuance per recipient	\$115.97	\$129.85	\$109.7	5.72%

Note:

All data July 2014 and following will be broken out according to the new DFR region structure effective July 1 2014.



DIVISION OF FAMILY RESOURCES

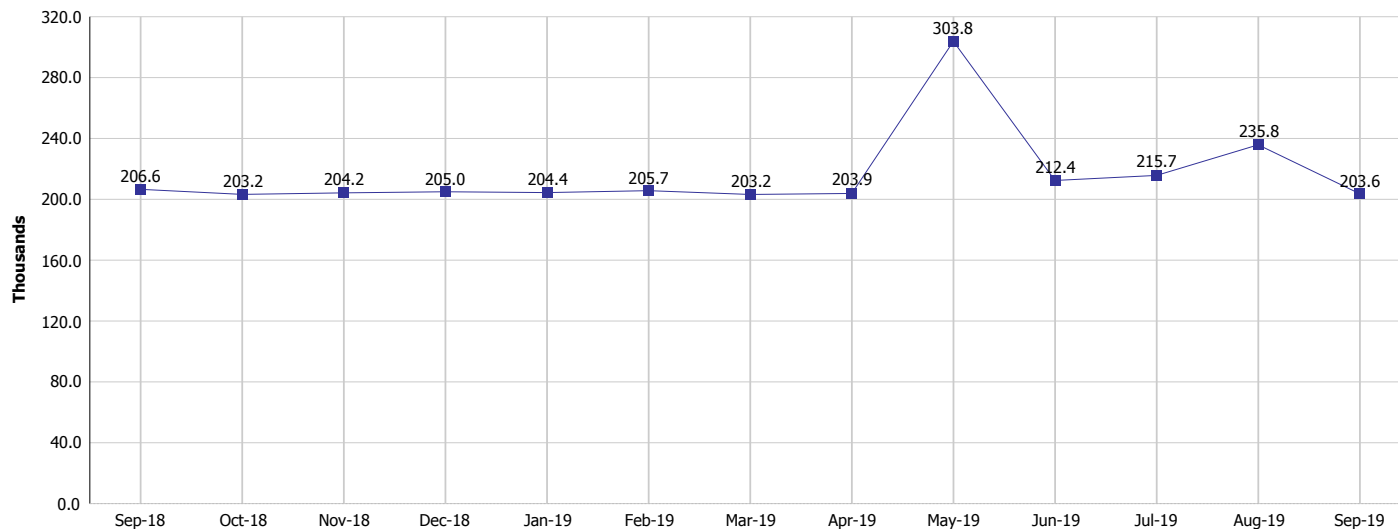
Monthly Management Report

Reporting Month: September 2019

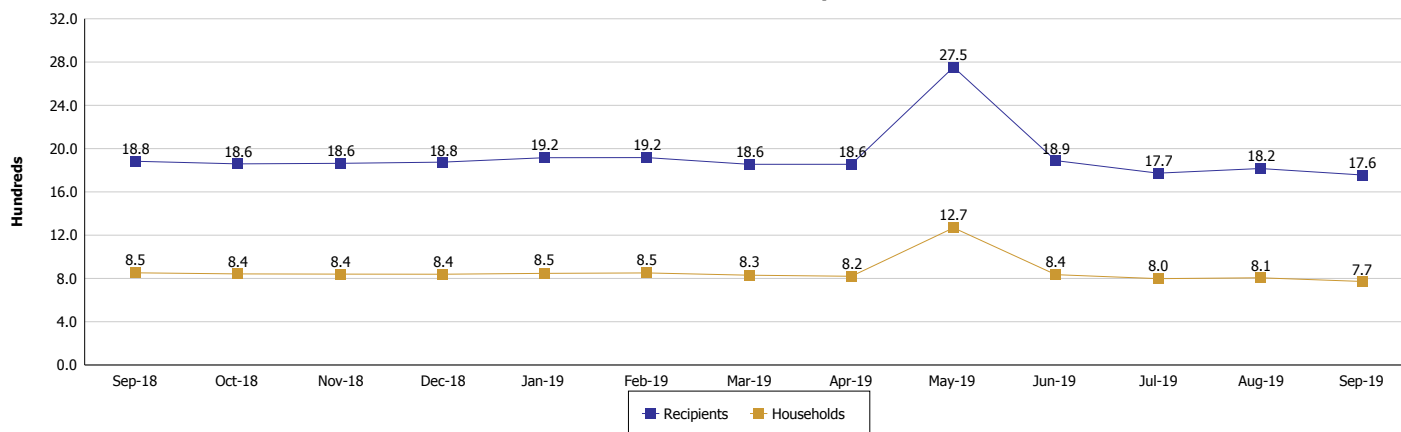
Location: Decatur County

SUPPLEMENTAL NUTRITION ASSISTANCE PROGRAM (SNAP)

SNAP Issuance



SNAP Households and Recipients



Note:

All data July 2014 and following will be broken out according to the new DFR region structure effective July 1 2014.



DIVISION OF FAMILY RESOURCES

Monthly Management Report

Reporting Month: September 2019

Location: Decatur County

HIP 2.0 and SNAP

	September 2019	August 2019	September 2018	Annual Change
Total HIP 2.0 Members	1,545	1,410	1,377	12.20%
HIP Members also SNAP Recipients	464	435	446	4.04%
Percentage HIP Members SNAP Recipients	30.0%	30.9%	32.4%	8.92%
HIP Members SNAP ABAWDs	6	5	27	-77.78%
Percentage HIP Members SNAP ABAWDs	0.4%	0.4%	2.0%	8.92%

Note:

All data July 2014 and following will be broken out according to the new DFR region structure effective July 1 2014.



DIVISION OF FAMILY RESOURCES

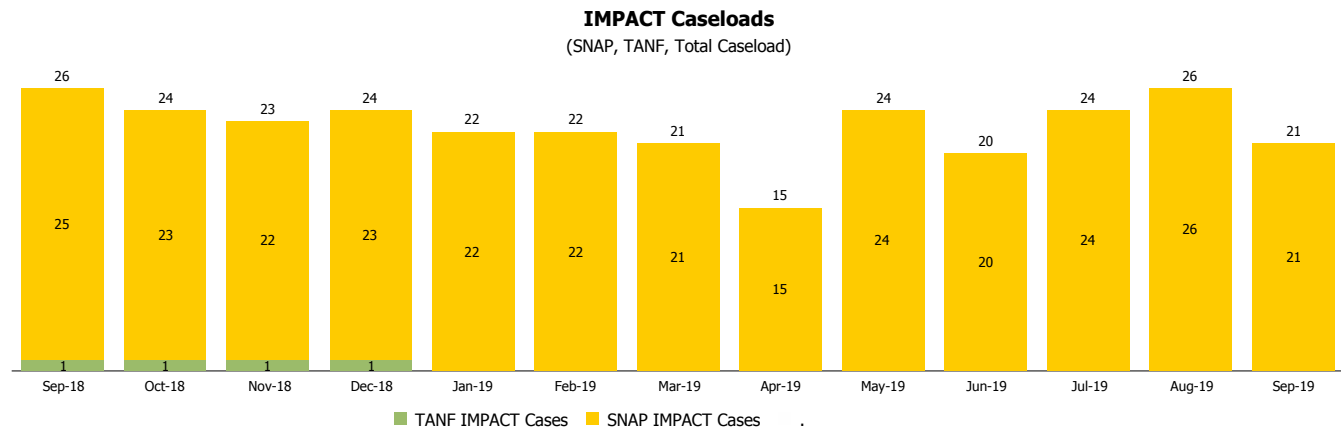
Monthly Management Report

Reporting Month: September 2019

Location: Decatur County

INDIANA MANPOWER PLACEMENT AND COMPREHENSIVE TRAINING (IMPACT)

	September 2019	August 2019	September 2018	Annual Change
Number of IMPACT cases	21	26	26	-19.23%
Number of TANF IMPACT adults	0	0	1	-100.00%
Number of SNAP IMPACT Cases	21	26	25	-16.00%
Total number of adults employed	4	2	6	-33.33%
Number of TANF IMPACT adults newly employed (within past 30 days)	0	0	0	
Number of SNAP IMPACT adults employed	4	2	6	-33.33%
Total number of adults ineligible due to employment	13	1	19	-31.58%
Number of TANF adults ineligible due to employment	0	0	0	
Number of SNAP adults ineligible due to employment	13	1	19	-31.58%



Note:

All data July 2014 and following will be broken out according to the new DFR region structure effective July 1 2014.