



DIVISION OF FAMILY RESOURCES

Allen County Monthly Management Report April 2018

State of Indiana

Eric Holcomb
Governor

Family and Social Services Administration

Jennifer Walthall, M.D.
Secretary

Division of Family Resources

Adrienne Shields
Director

For questions regarding data on this report contact:
office.Communications@fssa.IN.gov



State of Indiana

Published May 2018



DIVISION OF FAMILY RESOURCES

Monthly Management Report

Reporting Month: April 2018

Location: Allen County

TEMPORARY ASSISTANCE FOR NEEDY FAMILIES (TANF)

Child-Only and One-Parent Families	Apr 30, 2018	March 2018	April 2017	Annual Change
Number of families receiving TANF Grants	327	341	374	-12.57%
Total number of grant recipients	683	727	793	-13.87%
Number of adult grant recipients	98	106	113	-13.27%
Number of child grant recipients	585	621	680	-13.97%
Total payments	\$63,578	\$69,185	\$72,560	-12.38%
Average payment per case	\$194.43	\$202.89	\$194.01	0.22%
Average payment per recipient	\$93.09	\$95.17	\$91.50	1.73%
Number of cases with benefits reduced to zero	1	1	5	-80.00%
Number of recipients with benefits reduced to zero	1	1	6	-83.33%
Number of adult recipients with benefit reduced to zero	0	0	0	0%
Number of child recipients with benefit reduced to zero	1	1	6	-83.33%

Two-Parent Families	Apr 30, 2018	March 2018	April 2017	Annual Change
Number of families receiving TANF Grants	15	14	25	-40.00%
Total number of grant recipients	63	60	118	-46.61%
Number of adult grant recipients	18	17	39	-53.85%
Number of child grant recipients	45	43	79	-43.04%
Total payments	\$2,978	\$2,706	\$5,619	-47.00%
Average payment per case	\$198.53	\$193.29	\$224.76	-11.67%
Average payment per recipient	\$47.27	\$45.10	\$47.62	-0.73%
Number of cases with benefits reduced to zero	0	0	0	0%
Number of recipients with benefits reduced to zero	0	0	0	0%
Number of adult recipients with benefit reduced to zero	0	0	0	0%
Number of child recipients with benefit reduced to zero	0	0	0	0%

Note:

All data July 2014 and following will be broken out according to the new DFR region structure effective July 1 2014.

Source:



DIVISION OF FAMILY RESOURCES

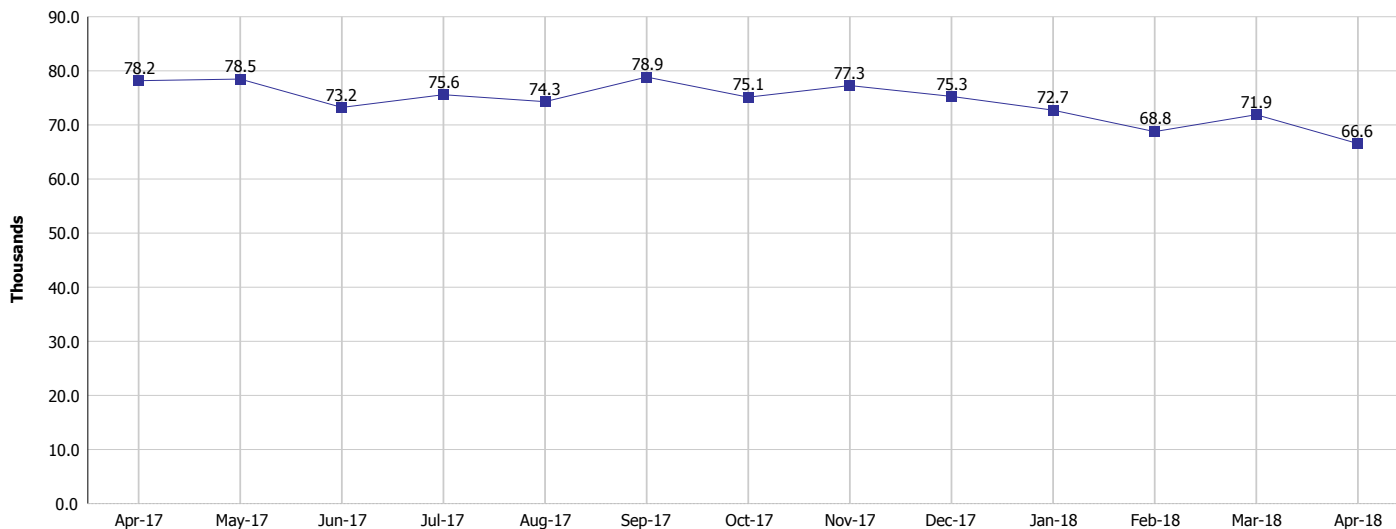
Monthly Management Report

Reporting Month: April 2018

Location: Allen County

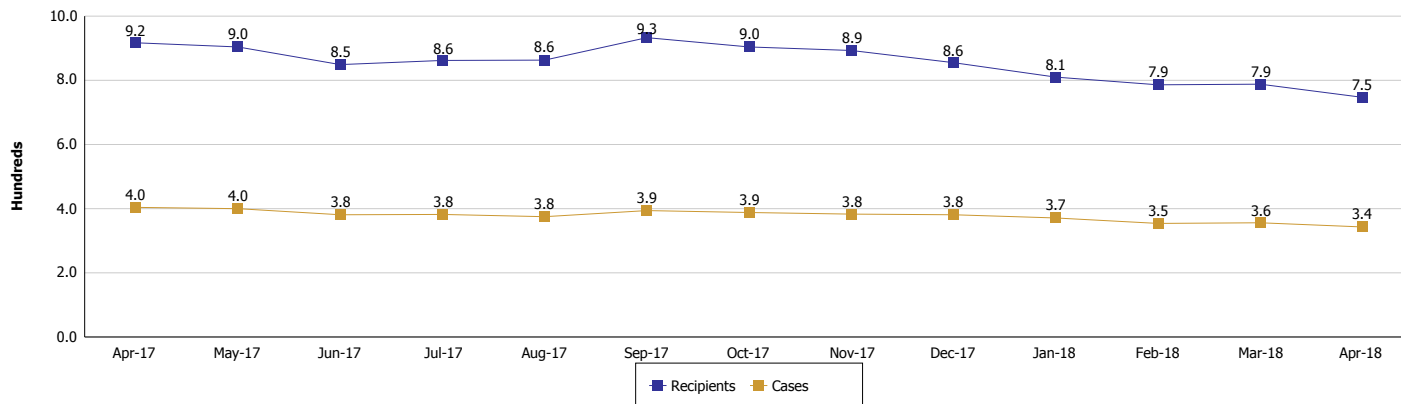
TEMPORARY ASSISTANCE FOR NEEDY FAMILIES (TANF)

TANF Regular And TANF Two-Parent Cash Assistance



TANF Cases and Recipients

(TANF Regular and TANF Two-Parent)



Note:

All data July 2014 and following will be broken out according to the new DFR region structure effective July 1 2014.



DIVISION OF FAMILY RESOURCES

Monthly Management Report

Reporting Month: April 2018

Location: Allen County

SUPPLEMENTAL NUTRITION ASSISTANCE PROGRAM (SNAP)

	April 2018	March 2018	April 2017	Annual Change
Total issuance	\$4,167,542	\$4,201,695	\$4,622,396	-9.84%
Number of households receiving SNAP benefits	15,437	15,596	16,767	-7.93%
Number of recipients	37,021	37,512	40,248	-8.02%
Average issuance per household	\$269.97	\$269.41	\$275.68	-2.07%
Average issuance per recipient	\$112.57	\$112.01	\$114.85	-1.99%

Note:

All data July 2014 and following will be broken out according to the new DFR region structure effective July 1 2014.



DIVISION OF FAMILY RESOURCES

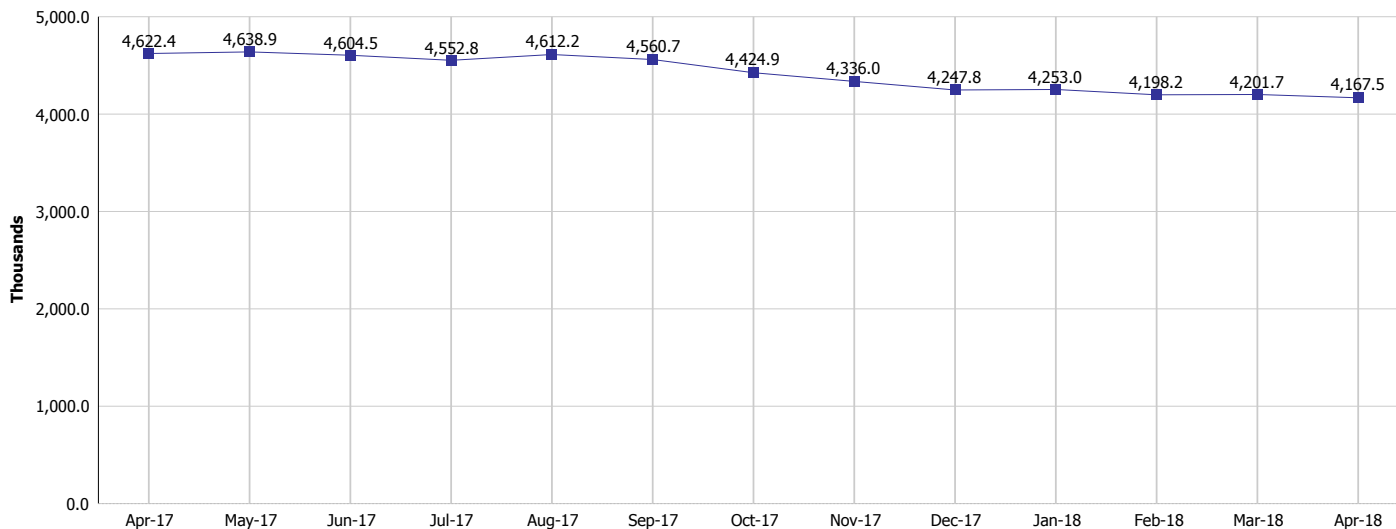
Monthly Management Report

Reporting Month: April 2018

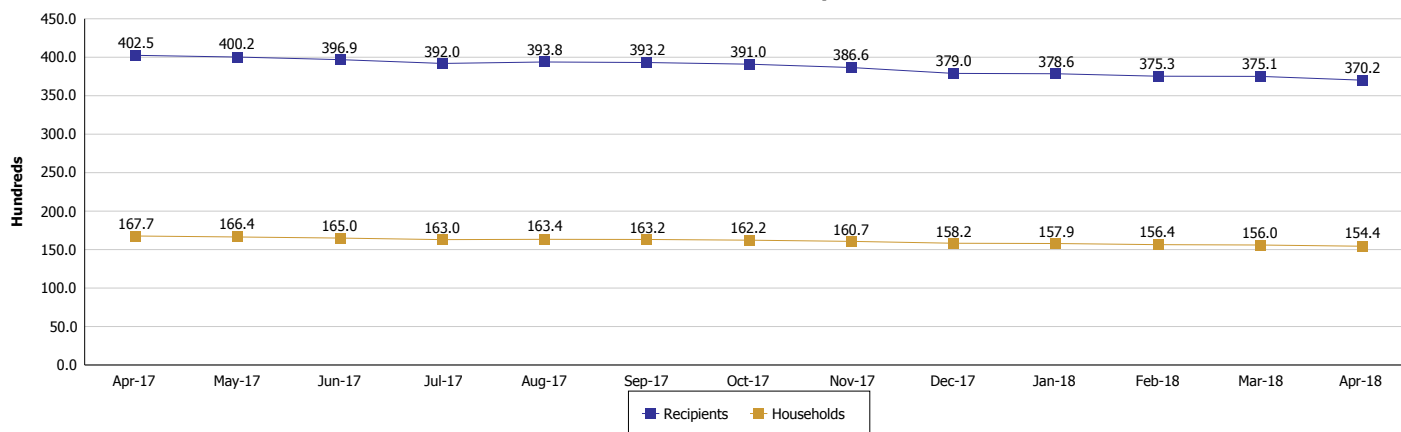
Location: Allen County

SUPPLEMENTAL NUTRITION ASSISTANCE PROGRAM (SNAP)

SNAP Issuance



SNAP Households and Recipients



Note:

All data July 2014 and following will be broken out according to the new DFR region structure effective July 1 2014.



DIVISION OF FAMILY RESOURCES

Monthly Management Report

Reporting Month: April 2018

Location: Allen County

HIP 2.0 and SNAP

	April 2018	March 2018	April 2017	Annual Change
Total HIP 2.0 Members	23,809	24,002	24,346	-2.21%
HIP Members also SNAP Recipients	8,190	8,193	8,964	-8.63%
Percentage HIP Members SNAP Recipients	34.4%	34.1%	36.8%	-4.06%
HIP Members SNAP ABAWDs	177	169	226	-21.68%
Percentage HIP Members SNAP ABAWDs	0.7%	0.7%	0.9%	-4.06%

Note:

All data July 2014 and following will be broken out according to the new DFR region structure effective July 1 2014.



DIVISION OF FAMILY RESOURCES

Monthly Management Report

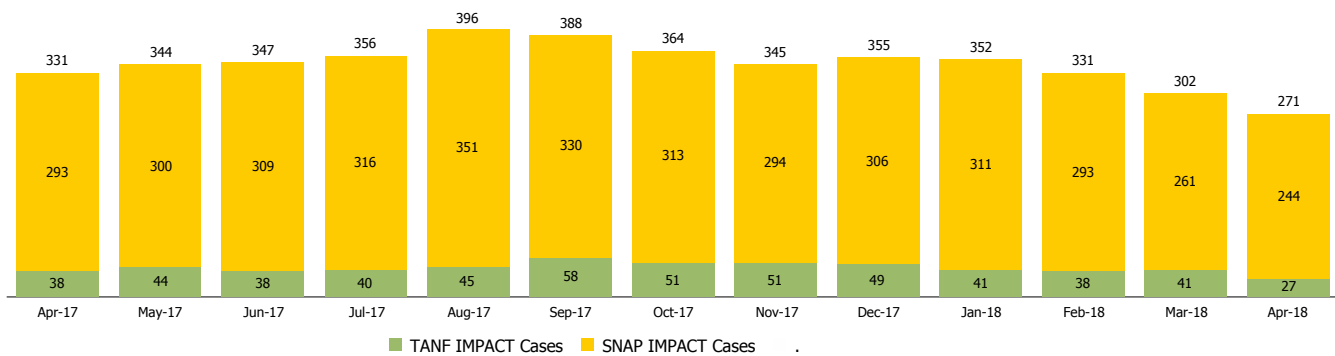
Reporting Month: April 2018

Location: Allen County

INDIANA MANPOWER PLACEMENT AND COMPREHENSIVE TRAINING (IMPACT)

	April 2018	March 2018	April 2017	Annual Change
Number of IMPACT cases	271	302	331	-18.13%
Number of TANF IMPACT adults	27	41	38	-28.95%
Number of SNAP IMPACT Cases	244	261	293	-16.72%
Total number of adults employed	79	82	134	-41.04%
Number of TANF IMPACT adults newly employed (within past 30 days)	8	4	12	-33.33%
Number of SNAP IMPACT adults employed	71	78	122	-41.80%
Total number of adults ineligible due to employment	308	351	355	-13.24%
Number of TANF adults ineligible due to employment	2	0	2	0.00%
Number of SNAP adults ineligible due to employment	306	351	353	-13.31%

IMPACT Caseloads
(SNAP, TANF, Total Caseload)



Note:

All data July 2014 and following will be broken out according to the new DFR region structure effective July 1 2014.