



## DIVISION OF FAMILY RESOURCES

# Adams County Monthly Management Report April 2018

### State of Indiana

Eric Holcomb  
Governor

### Family and Social Services Administration

Jennifer Walthall, M.D.  
Secretary

### Division of Family Resources

Adrienne Shields  
Director

For questions regarding data on this report contact:  
[office.Communications@fssa.IN.gov](mailto:office.Communications@fssa.IN.gov)



## State of Indiana

Published May 2018



## DIVISION OF FAMILY RESOURCES

### Monthly Management Report

Reporting Month: April 2018

Location: Adams County

#### TEMPORARY ASSISTANCE FOR NEEDY FAMILIES (TANF)

Child-Only and One-Parent Families	Apr 30, 2018	March 2018	April 2017	Annual Change
Number of families receiving TANF Grants	16	17	21	-23.81%
Total number of grant recipients	33	35	41	-19.51%
Number of adult grant recipients	5	6	6	-16.67%
Number of child grant recipients	28	29	35	-20.00%
Total payments	\$3,089	\$3,225	\$4,171	-25.94%
Average payment per case	\$193.06	\$189.71	\$198.62	-2.80%
Average payment per recipient	\$93.61	\$92.14	\$101.73	-7.99%
Number of cases with benefits reduced to zero	0	0	0	0%
Number of recipients with benefits reduced to zero	0	0	0	0%
Number of adult recipients with benefit reduced to zero	0	0	0	0%
Number of child recipients with benefit reduced to zero	0	0	0	0%

Two-Parent Families	Apr 30, 2018	March 2018	April 2017	Annual Change
Number of families receiving TANF Grants	0	0	0	0%
Total number of grant recipients	0	0	0	0%
Number of adult grant recipients	0	0	0	0%
Number of child grant recipients	0	0	0	0%
Total payments	\$0	\$0	\$0	0%
Average payment per case	\$0.00	\$0.00	\$0.00	0.00%
Average payment per recipient	\$0.00	\$0.00	\$0.00	0.00%
Number of cases with benefits reduced to zero	0	0	0	0%
Number of recipients with benefits reduced to zero	0	0	0	0%
Number of adult recipients with benefit reduced to zero	0	0	0	0%
Number of child recipients with benefit reduced to zero	0	0	0	0%

**Note:**

All data July 2014 and following will be broken out according to the new DFR region structure effective July 1 2014.

Source:



## DIVISION OF FAMILY RESOURCES

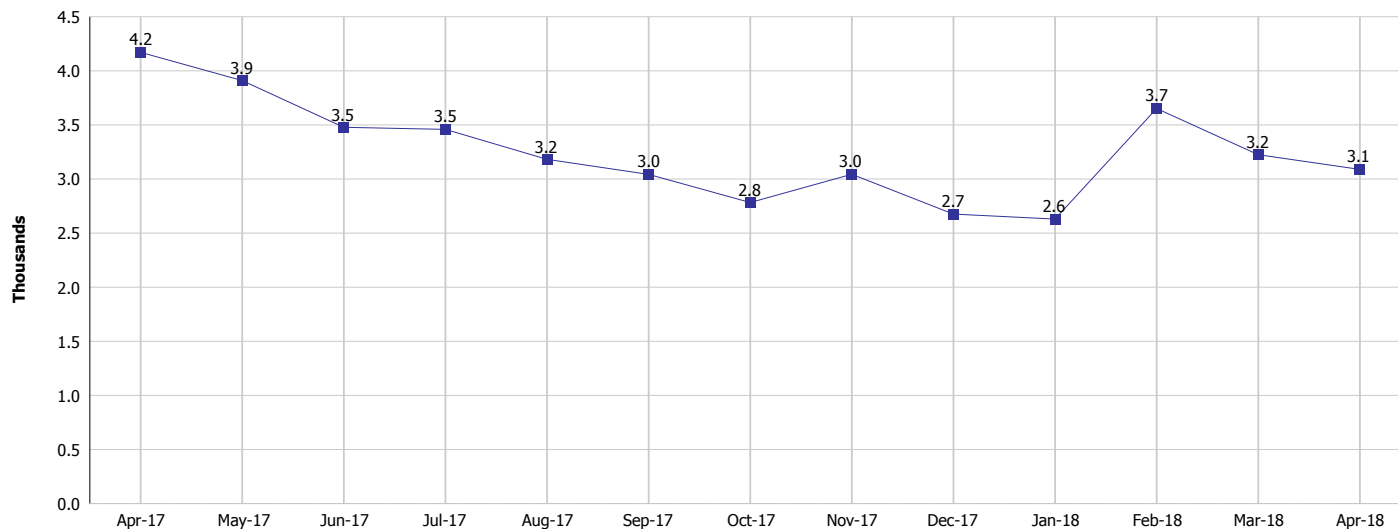
### Monthly Management Report

Reporting Month: April 2018

Location: Adams County

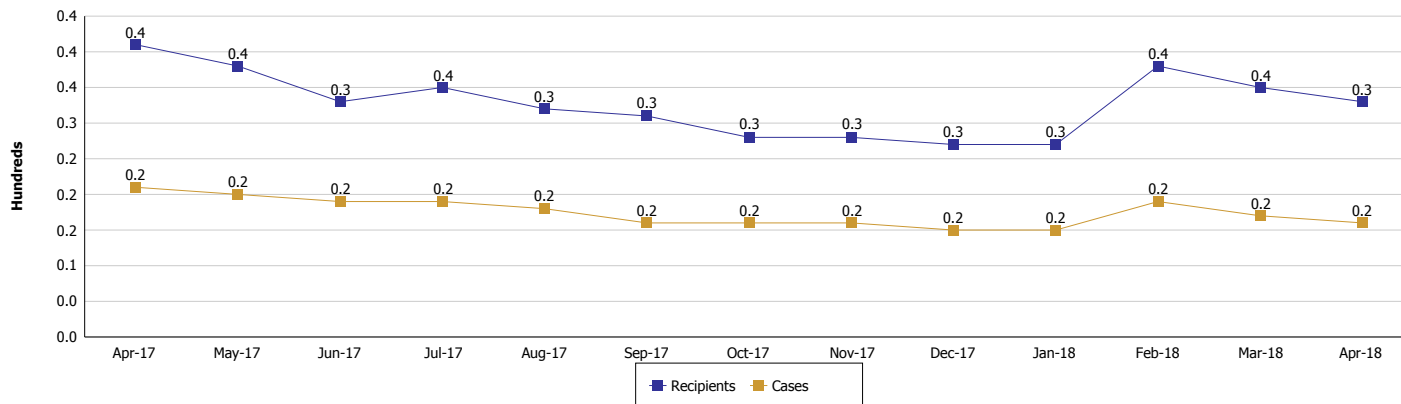
#### TEMPORARY ASSISTANCE FOR NEEDY FAMILIES (TANF)

#### TANF Regular And TANF Two-Parent Cash Assistance



#### TANF Cases and Recipients

(TANF Regular and TANF Two-Parent)



**Note:**

All data July 2014 and following will be broken out according to the new DFR region structure effective July 1 2014.



## DIVISION OF FAMILY RESOURCES

### Monthly Management Report

Reporting Month: April 2018

Location: Adams County

#### SUPPLEMENTAL NUTRITION ASSISTANCE PROGRAM (SNAP)

	April 2018	March 2018	April 2017	Annual Change
Total issuance	\$201,207	\$203,703	\$217,338	-7.42%
Number of households receiving SNAP benefits	819	811	868	-5.65%
Number of recipients	1,844	1,834	1,982	-6.96%
Average issuance per household	\$245.67	\$251.18	\$250.39	-1.89%
Average issuance per recipient	\$109.11	\$111.07	\$109.66	-0.50%

**Note:**

All data July 2014 and following will be broken out according to the new DFR region structure effective July 1 2014.



# DIVISION OF FAMILY RESOURCES

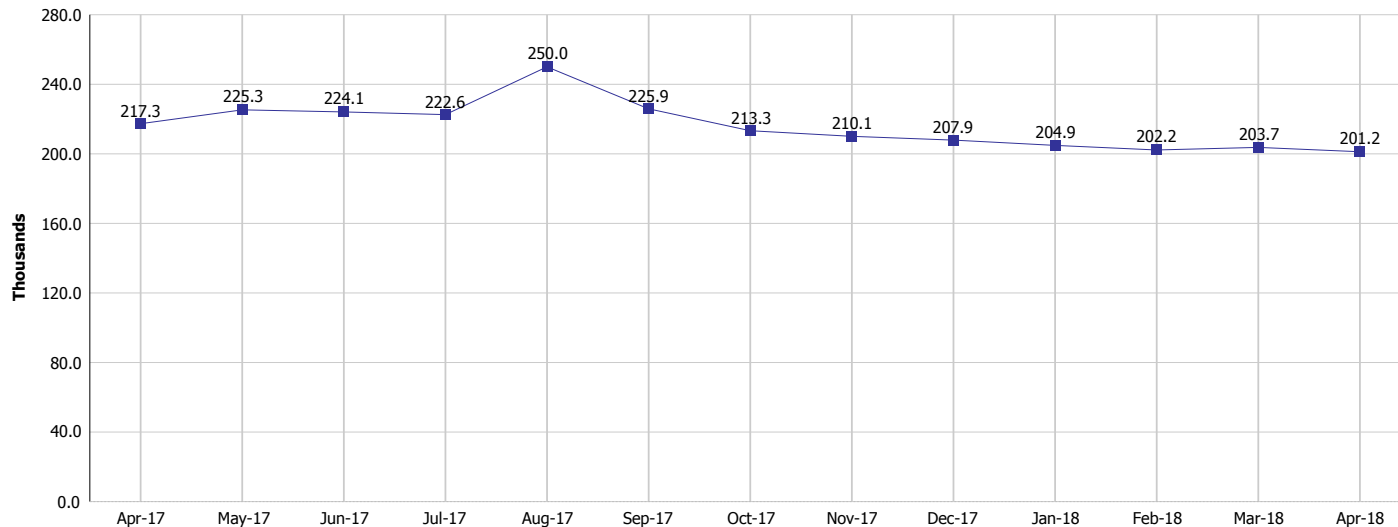
## Monthly Management Report

Reporting Month: April 2018

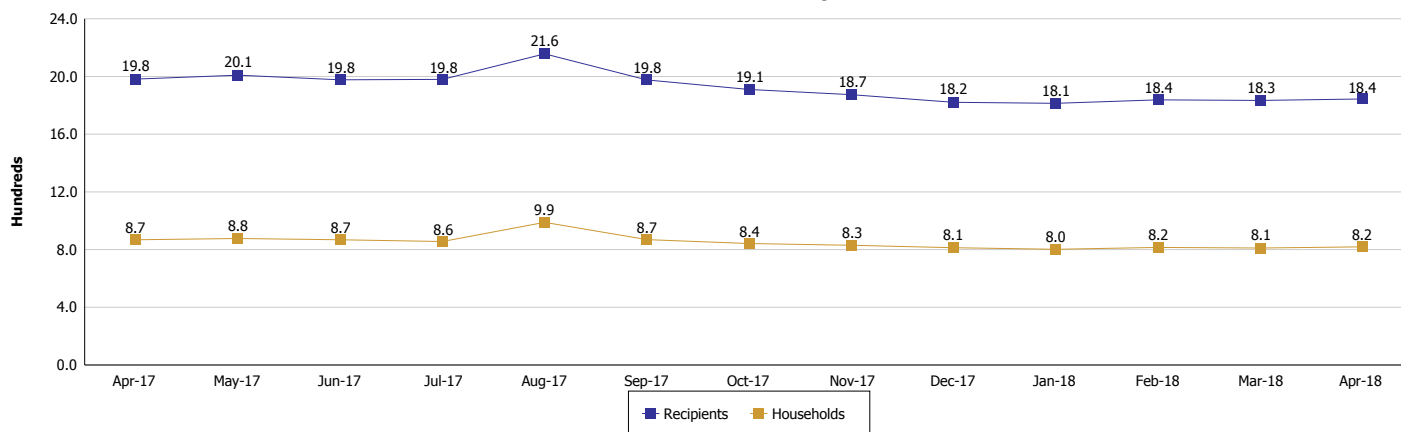
Location: Adams County

### SUPPLEMENTAL NUTRITION ASSISTANCE PROGRAM (SNAP)

#### SNAP Issuance



#### SNAP Households and Recipients



#### Note:

All data July 2014 and following will be broken out according to the new DFR region structure effective July 1 2014.



## DIVISION OF FAMILY RESOURCES

### Monthly Management Report

Reporting Month: April 2018

Location: Adams County

#### HIP 2.0 and SNAP

	April 2018	March 2018	April 2017	Annual Change
Total HIP 2.0 Members	1,308	1,318	1,316	-0.61%
HIP Members also SNAP Recipients	462	455	489	-5.52%
Percentage HIP Members SNAP Recipients	35.3%	34.5%	37.2%	-1.87%
HIP Members SNAP ABAWDs	16	16	15	6.67%
Percentage HIP Members SNAP ABAWDs	1.2%	1.2%	1.1%	-1.87%

**Note:**

All data July 2014 and following will be broken out according to the new DFR region structure effective July 1 2014.



**DIVISION OF FAMILY RESOURCES**

**Monthly Management Report**

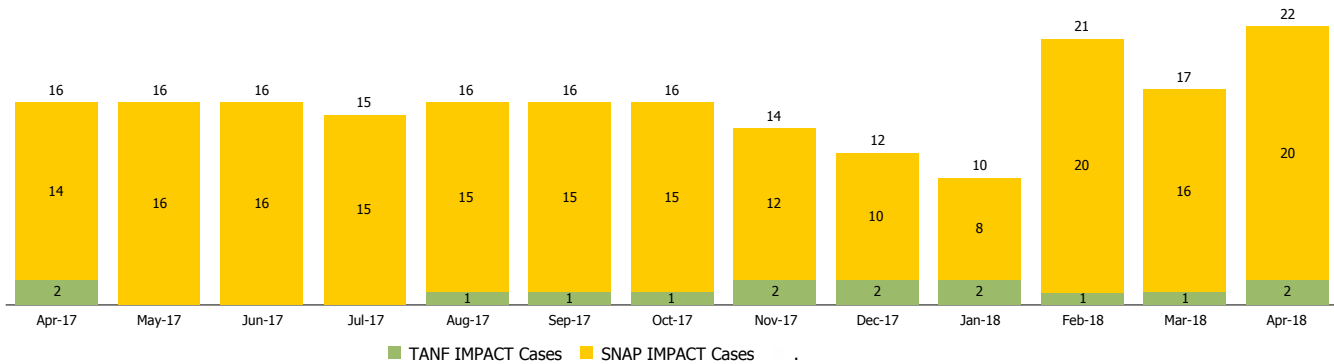
Reporting Month: April 2018

Location: Adams County

**INDIANA MANPOWER PLACEMENT AND COMPREHENSIVE TRAINING (IMPACT)**

	April 2018	March 2018	April 2017	Annual Change
Number of IMPACT cases	22	17	16	37.50%
Number of TANF IMPACT adults	2	1	2	0.00%
Number of SNAP IMPACT Cases	20	16	14	42.86%
Total number of adults employed	7	5	4	75.00%
Number of TANF IMPACT adults newly employed (within past 30 days)	1	0	0	
Number of SNAP IMPACT adults employed	6	5	4	50.00%
Total number of adults ineligible due to employment	12	6	16	-25.00%
Number of TANF adults ineligible due to employment	0	0	0	
Number of SNAP adults ineligible due to employment	12	6	16	-25.00%

**IMPACT Caseloads**  
(SNAP, TANF, Total Caseload)



**Note:**

All data July 2014 and following will be broken out according to the new DFR region structure effective July 1 2014.