



DIVISION OF FAMILY RESOURCES

Vigo County Monthly Management Report July 2021

State of Indiana

Eric Holcomb
Governor

Family and Social Services Administration

Jennifer Sullivan, M.D.
Secretary

Division of Family Resources

Adrienne Shields
Director

For questions regarding data on this report contact:
office.Communications@fssa.IN.gov



State of Indiana

Published August 2021



DIVISION OF FAMILY RESOURCES

Monthly Management Report

Reporting Month: July 2021

Location: Vigo County

TEMPORARY ASSISTANCE FOR NEEDY FAMILIES (TANF)

Child-Only and One-Parent Families	Jul 31, 2021	June 2021	July 2020	Annual Change
Number of families receiving TANF Grants	119	138	159	-25.16%
Total number of grant recipients	270	313	387	-30.23%
Number of adult grant recipients	50	56	84	-40.48%
Number of child grant recipients	220	257	303	-27.39%
Total payments	\$24,580	\$28,873	\$33,670	-27.00%
Average payment per case	\$206.55	\$209.22	\$211.76	-2.46%
Average payment per recipient	\$91.04	\$92.25	\$87.00	4.64%
Number of cases with benefits reduced to zero	5	6	7	-28.57%
Number of recipients with benefits reduced to zero	16	20	16	0.00%
Number of adult recipients with benefit reduced to zero	5	6	5	0.00%
Number of child recipients with benefit reduced to zero	11	14	11	0.00%

Two-Parent Families	Jul 31, 2021	June 2021	July 2020	Annual Change
Number of families receiving TANF Grants	32	33	14	128.57%
Total number of grant recipients	95	104	48	97.92%
Number of adult grant recipients	24	29	20	20.00%
Number of child grant recipients	71	75	28	153.57%
Total payments	\$7,876	\$8,979	\$4,059	94.04%
Average payment per case	\$246.12	\$272.09	\$289.93	-15.11%
Average payment per recipient	\$82.91	\$86.34	\$84.56	-1.96%
Number of cases with benefits reduced to zero	2	1	1	100.00%
Number of recipients with benefits reduced to zero	7	2	2	250.00%
Number of adult recipients with benefit reduced to zero	3	1	1	200.00%
Number of child recipients with benefit reduced to zero	4	1	1	300.00%

Note:

All data July 2014 and following will be broken out according to the new DFR region structure effective July 1 2014.

Source:



DIVISION OF FAMILY RESOURCES

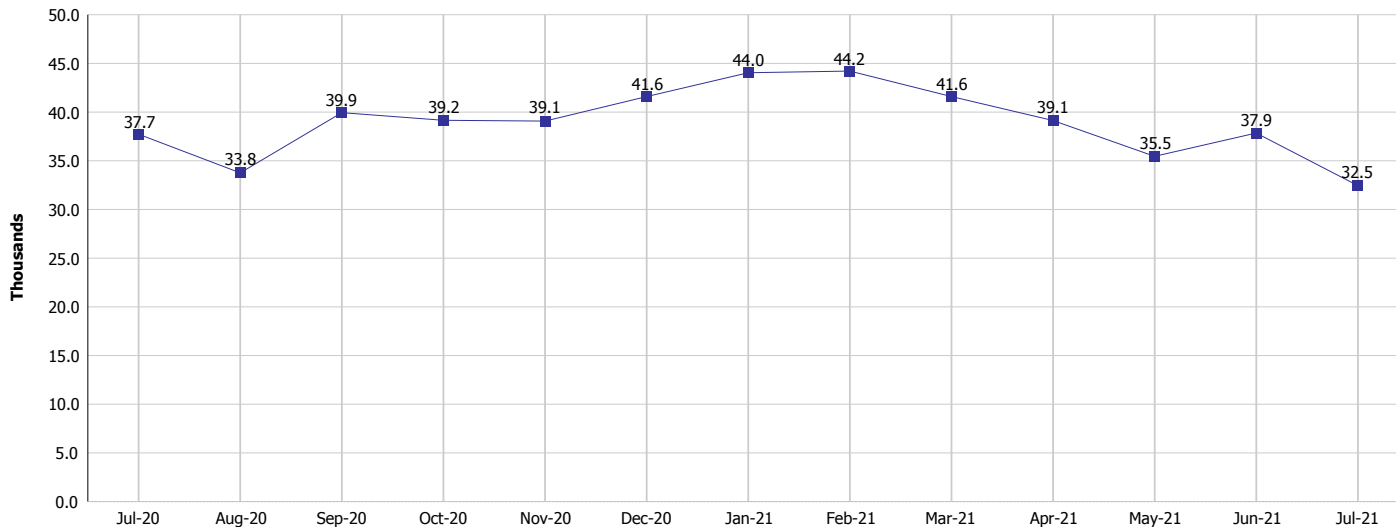
Monthly Management Report

Reporting Month: July 2021

Location: Vigo County

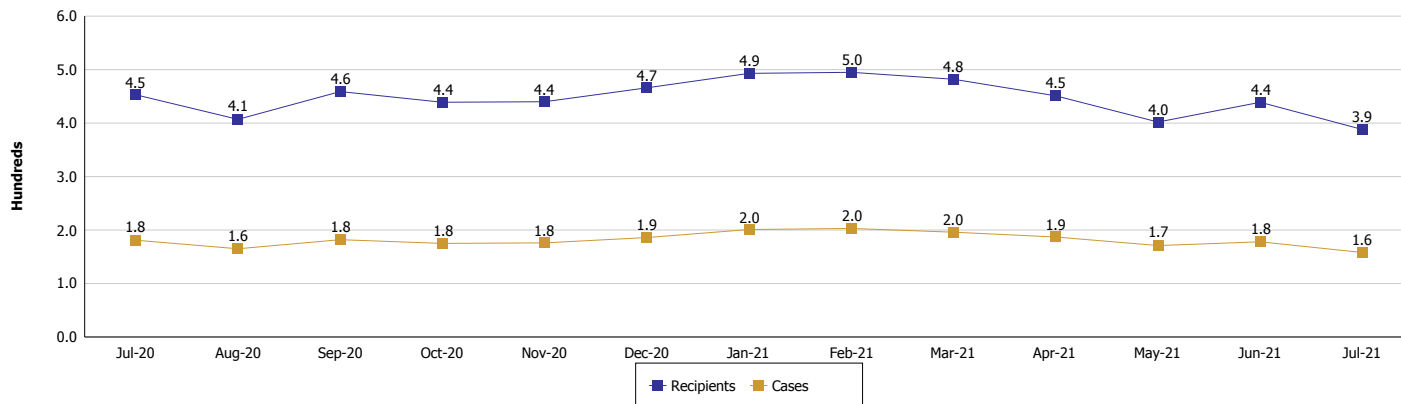
TEMPORARY ASSISTANCE FOR NEEDY FAMILIES (TANF)

TANF Regular And TANF Two-Parent Cash Assistance



TANF Cases and Recipients

(TANF Regular and TANF Two-Parent)



Note:

All data July 2014 and following will be broken out according to the new DFR region structure effective July 1 2014.



DIVISION OF FAMILY RESOURCES

Monthly Management Report

Reporting Month: July 2021

Location: Vigo County

SUPPLEMENTAL NUTRITION ASSISTANCE PROGRAM (SNAP)

	July 2021	June 2021	July 2020	Annual Change
Total issuance	\$3,281,883	\$3,346,142	\$2,524,199	30.02%
Number of households receiving SNAP benefits	6,764	6,894	6,762	0.03%
Number of recipients	14,311	14,572	14,557	-1.69%
Average issuance per household	\$485.2	\$485.37	\$373.29	29.98%
Average issuance per recipient	\$229.33	\$229.63	\$173.4	32.25%

Note:

All data July 2014 and following will be broken out according to the new DFR region structure effective July 1 2014.



DIVISION OF FAMILY RESOURCES

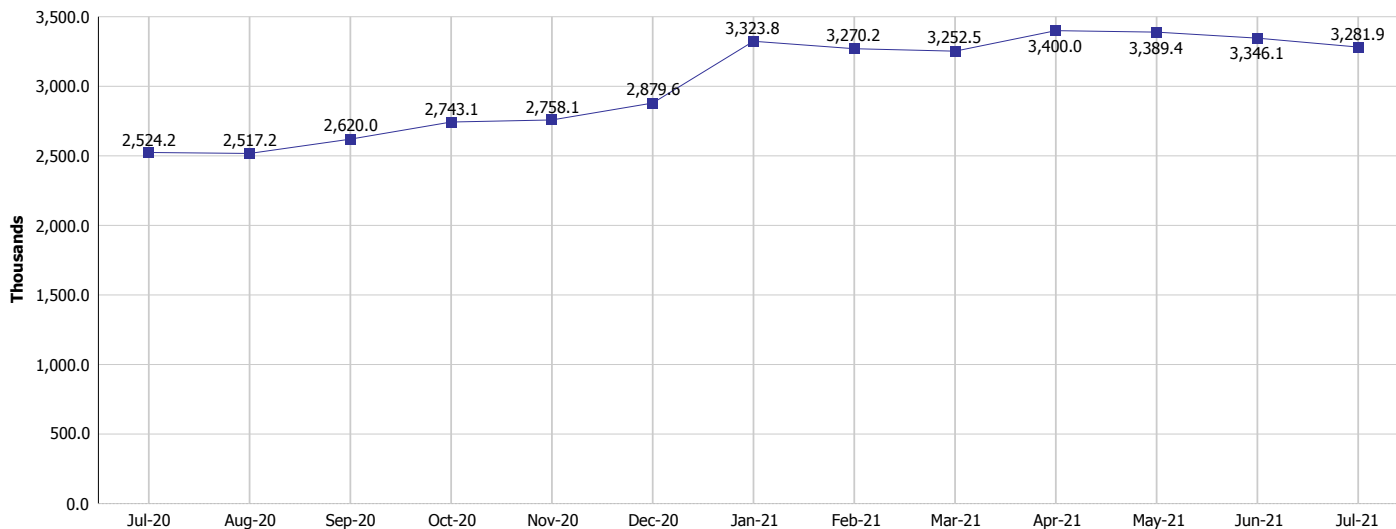
Monthly Management Report

Reporting Month: July 2021

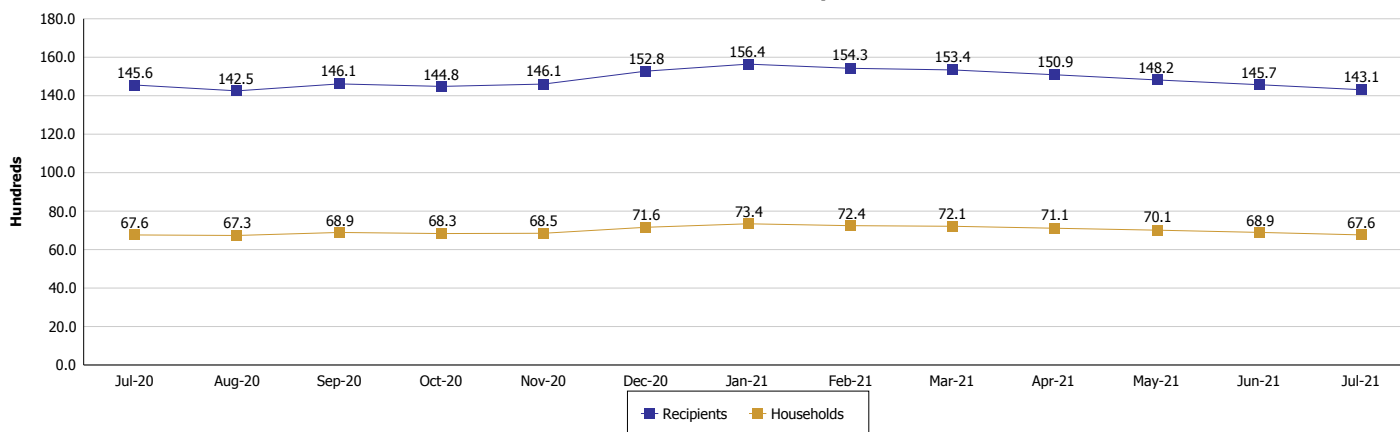
Location: Vigo County

SUPPLEMENTAL NUTRITION ASSISTANCE PROGRAM (SNAP)

SNAP Issuance



SNAP Households and Recipients



Note:

All data July 2014 and following will be broken out according to the new DFR region structure effective July 1 2014.



DIVISION OF FAMILY RESOURCES

Monthly Management Report

Reporting Month: July 2021

Location: Vigo County

HIP 2.0 and SNAP

	July 2021	June 2021	July 2020	Annual Change
Total HIP 2.0 Members	13,982	13,882	10,545	32.59%
HIP Members also SNAP Recipients	4,584	4,710	4,241	8.09%
Percentage HIP Members SNAP Recipients	32.8%	33.9%	40.2%	-7.43
HIP Members SNAP ABAWDs	0	0	136	-100.00%
Percentage HIP Members SNAP ABAWDs	0	0	1.3%	-1.3

Note:

All data July 2014 and following will be broken out according to the new DFR region structure effective July 1 2014.



DIVISION OF FAMILY RESOURCES

Monthly Management Report

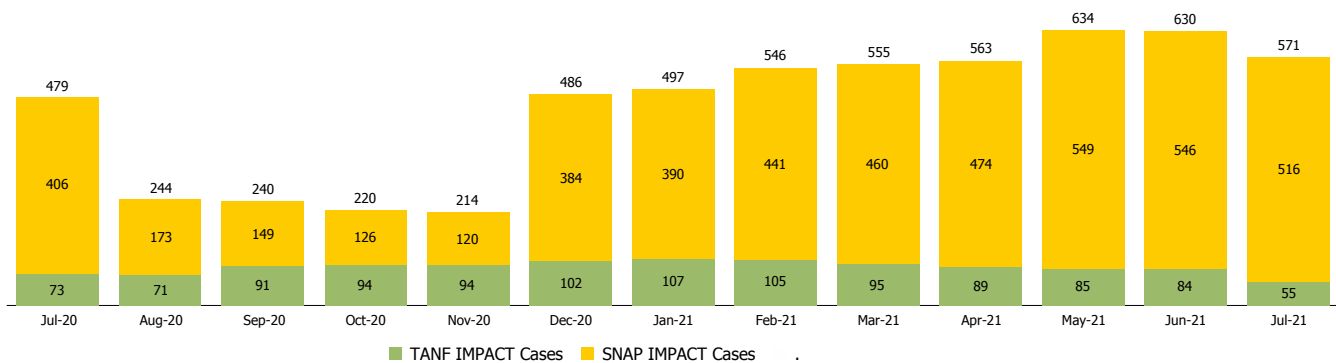
Reporting Month: July 2021

Location: Vigo County

INDIANA MANPOWER PLACEMENT AND COMPREHENSIVE TRAINING (IMPACT)

	July 2021	June 2021	July 2020	Annual Change
Number of IMPACT cases	571	630	479	19.21%
Number of TANF IMPACT adults	55	84	73	-24.66%
Number of SNAP IMPACT Cases	516	546	406	27.09%
Total number of adults employed	59	45	18	227.78%
Number of TANF IMPACT adults newly employed (within past 30 days)	4	3	2	100.00%
Number of SNAP IMPACT adults employed	55	42	16	243.75%
Total number of adults ineligible due to employment	43	51	123	-65.04%
Number of TANF adults ineligible due to employment	0	0	0	
Number of SNAP adults ineligible due to employment	43	51	123	-65.04%

IMPACT Caseloads
(SNAP, TANF, Total Caseload)



Note:

All data July 2014 and following will be broken out according to the new DFR region structure effective July 1 2014.