



## DIVISION OF FAMILY RESOURCES

# Vermillion County Monthly Management Report October 2025

### State of Indiana

Mike Braun  
Governor

### Family and Social Services Administration

Mitch Roob  
Secretary

### Division of Family Resources

Sunshine Beam  
Director

For questions regarding data on this report contact:  
[office.Communications@fssa.IN.gov](mailto:office.Communications@fssa.IN.gov)



## State of Indiana

Published November 2025



## DIVISION OF FAMILY RESOURCES

### Monthly Management Report

Reporting Month: October 2025

Location: Vermillion County

#### TEMPORARY ASSISTANCE FOR NEEDY FAMILIES (TANF)

Child-Only and One-Parent Families	October 2025	September 2025	October 2024	Annual Change
Number of families receiving TANF Grants	10	10	14	-28.57%
Total number of grant recipients	16	15	22	-27.27%
Number of adult grant recipients	2	1	3	-33.33%
Number of child grant recipients	14	14	19	-26.32%
Total payments	\$3,227	\$3,066	\$5,055	-36.16%
Average payment per case	\$322.70	\$306.60	\$361.07	-10.63%
Average payment per recipient	\$201.69	\$204.40	\$229.77	-12.22%
Number of cases with benefits reduced to zero	0	0	0	0%
Number of recipients with benefits reduced to zero	0	0	0	0%
Number of adult recipients with benefit reduced to zero	0	0	0	0%
Number of child recipients with benefit reduced to zero	0	0	0	0%

Pregnancy TANF Families	October 2025	September 2025	October 2024	Annual Change
Number of families receiving TANF Grants	0	0	0	0%
Total number of grant recipients	0	0	0	0%
Total payments	\$0.00	\$0.00	\$0.00	0%
Average payment per case	\$0.00	\$0.00	\$0.00	0.00%
Average payment per recipient	\$0.00	\$0.00	\$0.00	0.00%
Number of cases with benefits reduced to zero	0	0	0	0%
Number of recipients with benefits reduced to zero	0	0	0	0%



## DIVISION OF FAMILY RESOURCES

### Monthly Management Report

Two-Parent Families	October 2025	September 2025	October 2024	Annual Change
Number of families receiving TANF Grants	0	0	0	0%
Total number of grant recipients	0	0	0	0%
Number of adult grant recipients	0	0	0	0%
Number of child grant recipients	0	0	0	0%
Total payments	\$0	\$0	\$0	0%
Average payment per case	\$0.00	\$0.00	\$0.00	0.00%
Average payment per recipient	\$0.00	\$0.00	\$0.00	0.00%
Number of cases with benefits reduced to zero	0	0	0	0%
Number of recipients with benefits reduced to zero	0	0	0	0%
Number of adult recipients with benefit reduced to zero	0	0	0	0%
Number of child recipients with benefit reduced to zero	0	0	0	0%

Note: The two-parent case count includes cases in which a parent living in the home is excluded from receiving TANF benefits but whose income is used in the TANF eligibility determination.



## DIVISION OF FAMILY RESOURCES

### Monthly Management Report

Reporting Month: October 2025

Location: Vermillion County

#### TANF - APPLICATIONS

	October 2025	September 2025	October 2024	Annual Change
Number of Applications	12	8	10	20.00%

#### TANF - RECIPIENTS BY ZIP CODE

ZIP Code	Households	Recipients
47842	8	13
47854	1	2
47928	1	1
Total	10	16



## DIVISION OF FAMILY RESOURCES

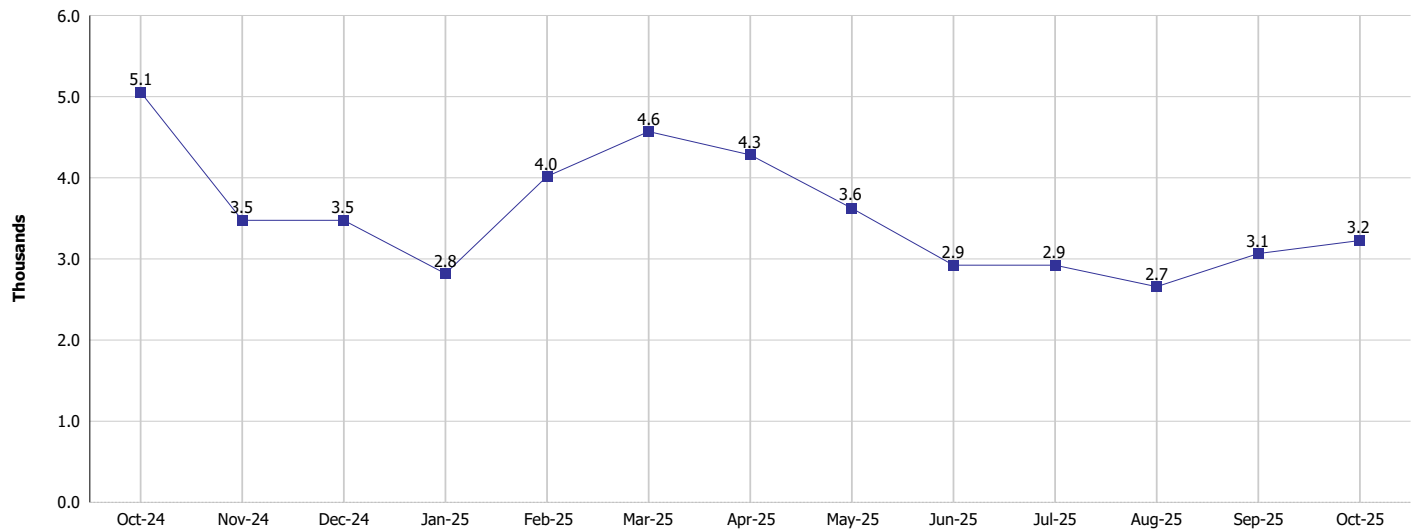
### Monthly Management Report

Reporting Month: October 2025

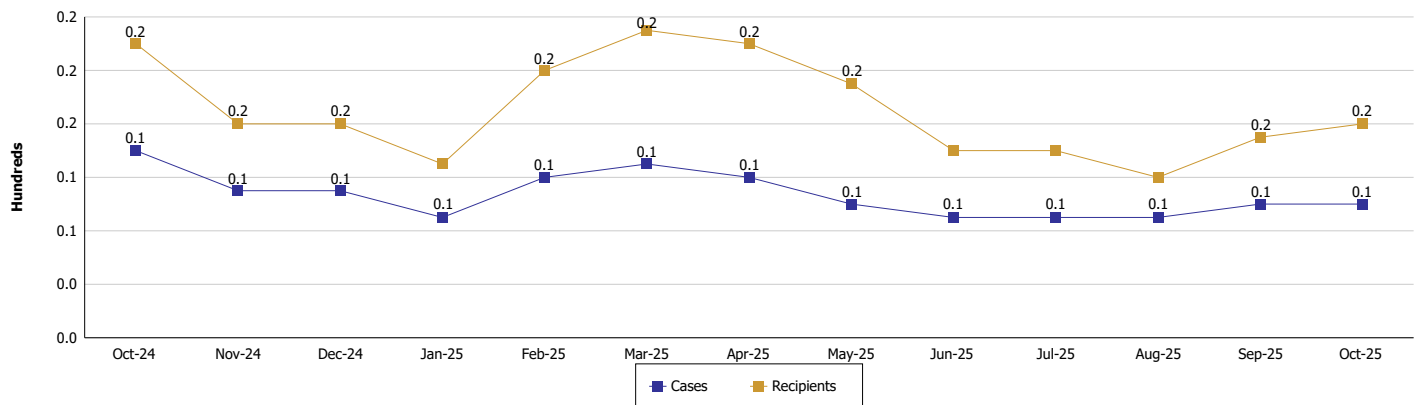
Location: Vermillion County

#### TEMPORARY ASSISTANCE FOR NEEDY FAMILIES (TANF)

TANF Regular And TANF Two-Parent Cash Assistance



TANF Cases and Recipients  
(TANF Regular and TANF Two-Parent)





**DIVISION OF FAMILY RESOURCES**

**Monthly Management Report**

Reporting Month: October 2025

Location: Vermillion County

**SUPPLEMENTAL NUTRITION ASSISTANCE PROGRAM (SNAP)**

	October 2025	September 2025	October 2024	Annual Change
Total issuance	\$284,712	\$269,032	\$298,079	-4.48%
Number of households receiving SNAP benefits	776	755	774	0.26%
Number of recipients	1,603	1,561	1,668	-3.9%
Average issuance per household	\$366.9	\$356.33	\$385.12	-4.73%
Average issuance per recipient	\$177.61	\$172.35	\$178.7	-0.61%
Number of Applications	76	77	69	10.14%



## DIVISION OF FAMILY RESOURCES

### Monthly Management Report

Reporting Month: October 2025

Location: Vermillion County

#### SNAP - RECIPIENTS BY ZIP CODE

ZIP Code	Households	Recipients
46514	1	1
46936	1	1
47804	1	1
47807	1	4
47831	6	18
47834	2	7
47842	549	1,085
47847	37	95
47854	20	35
47875	6	17
47884	13	22
47928	72	174
47932	13	26
47966	20	45
47974	34	72
<b>Totals</b>	<b>776</b>	<b>1,603</b>



## DIVISION OF FAMILY RESOURCES

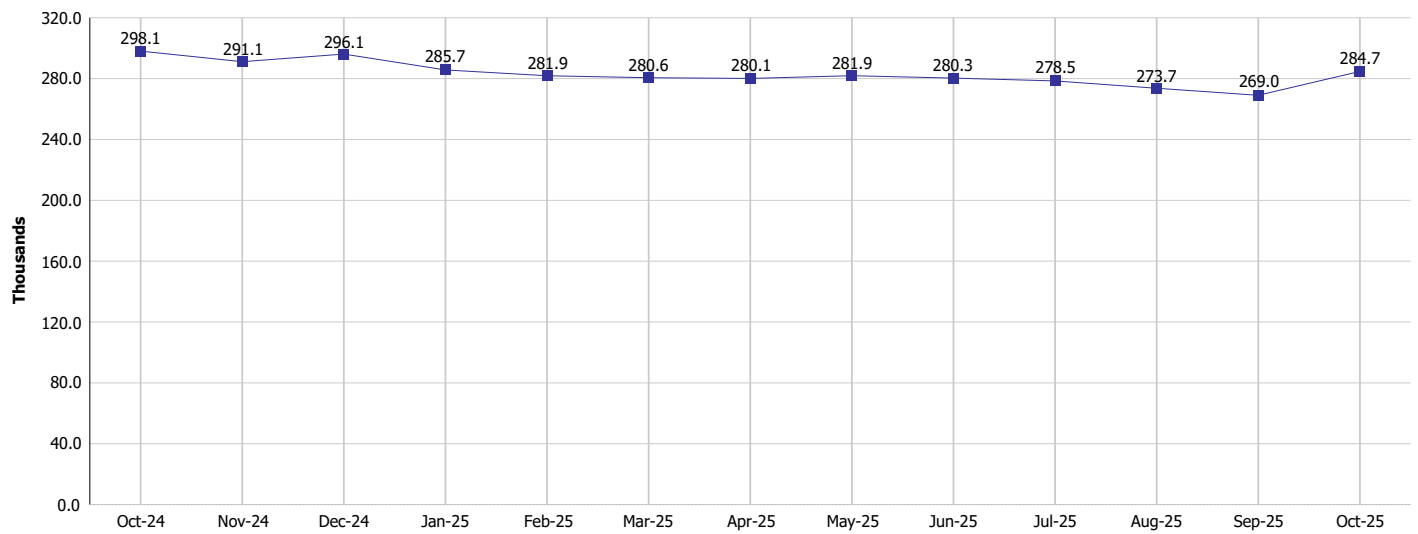
### Monthly Management Report

Reporting Month: October 2025

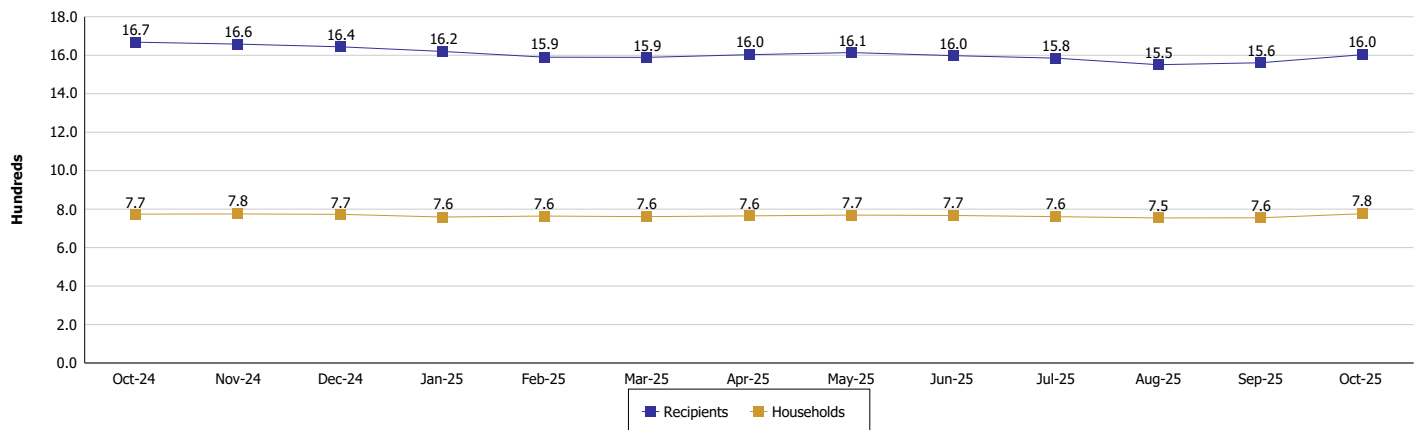
Location: Vermillion County

#### SUPPLEMENTAL NUTRITION ASSISTANCE PROGRAM (SNAP)

SNAP Issuance



SNAP Households and Recipients







## DIVISION OF FAMILY RESOURCES

### Monthly Management Report

Reporting Month: October 2025

Location: Vermillion County

#### HIP 2.0 and SNAP

	October 2025	September 2025	October 2024	Annual Change
Total HIP 2.0 Members	1,529	1,520	1,793	-14.72%
HIP Members also SNAP Recipients	495	472	515	-3.88%
Percentage HIP Members SNAP Recipients	32.4%	31.1%	28.7%	3.65
HIP Members SNAP ABAWDs	11	9	13	-15.38%
Percentage HIP Members SNAP ABAWDs	0.7%	0.6%	0.7%	0.0



## DIVISION OF FAMILY RESOURCES

### Monthly Management Report

Reporting Month: October 2025

Location: Vermillion County

#### INDIANA MANPOWER PLACEMENT AND COMPREHENSIVE TRAINING (IMPACT)

	October 2025	September 2025	October 2024	Annual Change
Number of IMPACT cases	2	2	0	
Number of TANF IMPACT adults	1	1	0	
Number of SNAP IMPACT Cases	1	1	0	
Total number of adults employed	4	8	6	-33.33%
Number of TANF IMPACT adults newly employed (within past 30 days)	0	1	0	
Number of SNAP IMPACT adults employed	4	7	6	-33.33%
Total number of adults ineligible due to employment	4	6	3	33.33%
Number of TANF adults ineligible due to employment	0	0	0	
Number of SNAP adults ineligible due to employment	4	6	3	33.33%

**IMPACT Caseloads**  
(SNAP, TANF, Total Caseload)

