



DIVISION OF FAMILY RESOURCES

Tippecanoe County Monthly Management Report July 2021

State of Indiana

Eric Holcomb
Governor

Family and Social Services Administration

Jennifer Sullivan, M.D.
Secretary

Division of Family Resources

Adrienne Shields
Director

For questions regarding data on this report contact:
office.Communications@fssa.IN.gov



State of Indiana

Published August 2021



DIVISION OF FAMILY RESOURCES

Monthly Management Report

Reporting Month: July 2021

Location: Tippecanoe County

TEMPORARY ASSISTANCE FOR NEEDY FAMILIES (TANF)

Child-Only and One-Parent Families	Jul 31, 2021	June 2021	July 2020	Annual Change
Number of families receiving TANF Grants	122	122	142	-14.08%
Total number of grant recipients	289	293	350	-17.43%
Number of adult grant recipients	69	69	87	-20.69%
Number of child grant recipients	220	224	263	-16.35%
Total payments	\$26,894	\$27,349	\$30,665	-12.30%
Average payment per case	\$220.44	\$224.17	\$215.95	2.08%
Average payment per recipient	\$93.06	\$93.34	\$87.61	6.21%
Number of cases with benefits reduced to zero	10	11	9	11.11%
Number of recipients with benefits reduced to zero	29	28	26	11.54%
Number of adult recipients with benefit reduced to zero	9	8	7	28.57%
Number of child recipients with benefit reduced to zero	20	20	19	5.26%

Two-Parent Families	Jul 31, 2021	June 2021	July 2020	Annual Change
Number of families receiving TANF Grants	11	13	9	22.22%
Total number of grant recipients	38	44	45	-15.56%
Number of adult grant recipients	11	12	15	-26.67%
Number of child grant recipients	27	32	30	-10.00%
Total payments	\$2,589	\$3,396	\$3,372	-23.22%
Average payment per case	\$235.36	\$261.23	\$374.67	-37.18%
Average payment per recipient	\$68.13	\$77.18	\$74.93	-9.08%
Number of cases with benefits reduced to zero	3	2	0	0%
Number of recipients with benefits reduced to zero	12	11	0	0%
Number of adult recipients with benefit reduced to zero	3	3	0	0%
Number of child recipients with benefit reduced to zero	9	8	0	0%

Note:

All data July 2014 and following will be broken out according to the new DFR region structure effective July 1 2014.

Source:



DIVISION OF FAMILY RESOURCES

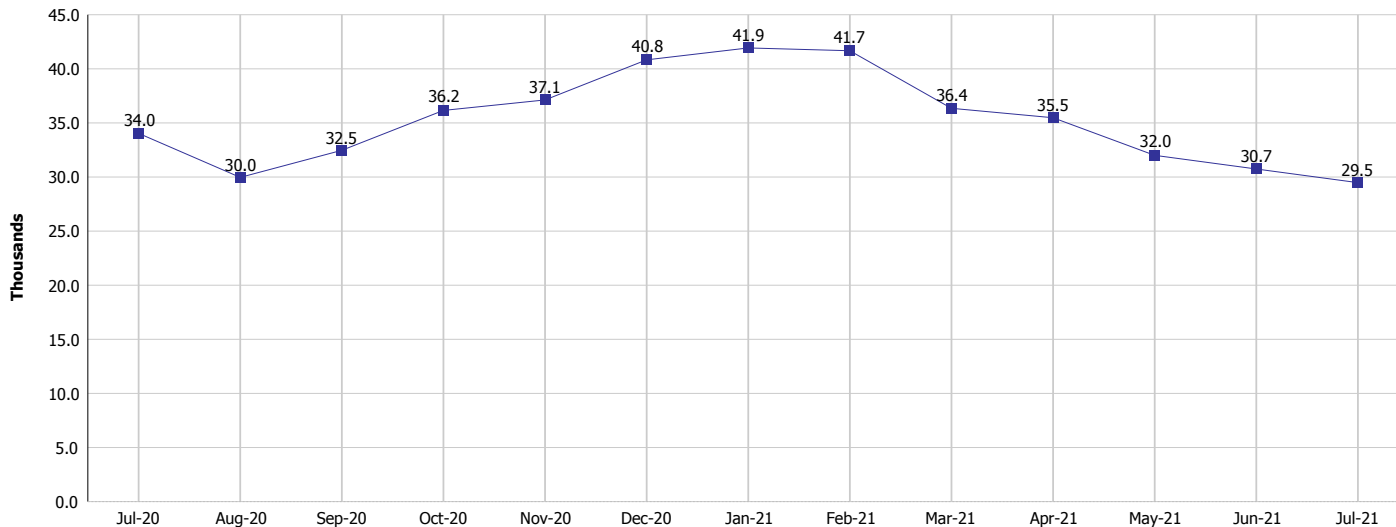
Monthly Management Report

Reporting Month: July 2021

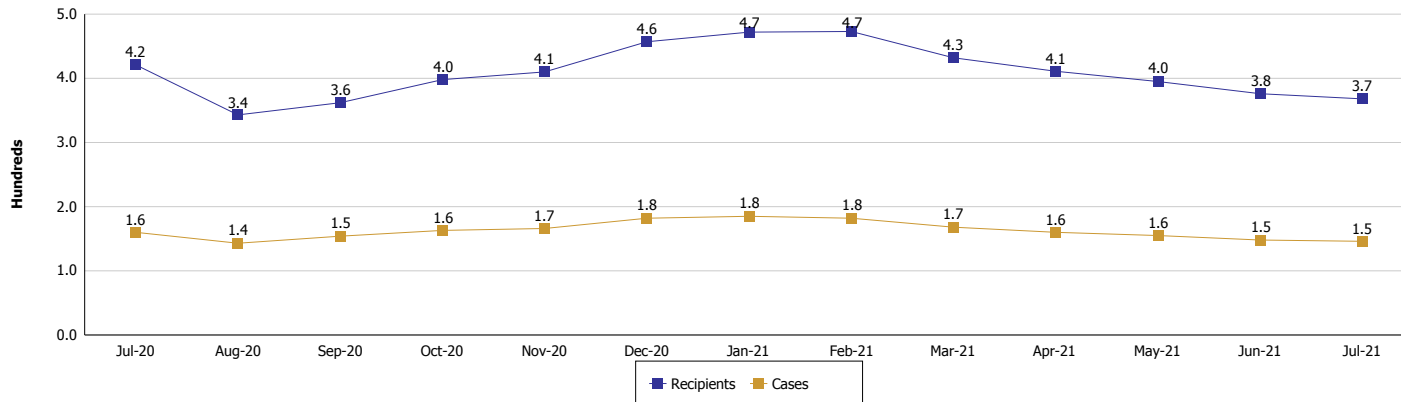
Location: Tippecanoe County

TEMPORARY ASSISTANCE FOR NEEDY FAMILIES (TANF)

TANF Regular And TANF Two-Parent Cash Assistance



TANF Cases and Recipients (TANF Regular and TANF Two-Parent)



Note:

All data July 2014 and following will be broken out according to the new DFR region structure effective July 1 2014.



DIVISION OF FAMILY RESOURCES

Monthly Management Report

Reporting Month: July 2021

Location: Tippecanoe County

SUPPLEMENTAL NUTRITION ASSISTANCE PROGRAM (SNAP)

	July 2021	June 2021	July 2020	Annual Change
Total issuance	\$3,307,568	\$3,319,159	\$2,332,821	41.78%
Number of households receiving SNAP benefits	6,553	6,527	6,063	8.08%
Number of recipients	14,353	14,423	13,389	7.20%
Average issuance per household	\$504.74	\$508.53	\$384.76	31.18%
Average issuance per recipient	\$230.44	\$230.13	\$174.23	32.26%

Note:

All data July 2014 and following will be broken out according to the new DFR region structure effective July 1 2014.



DIVISION OF FAMILY RESOURCES

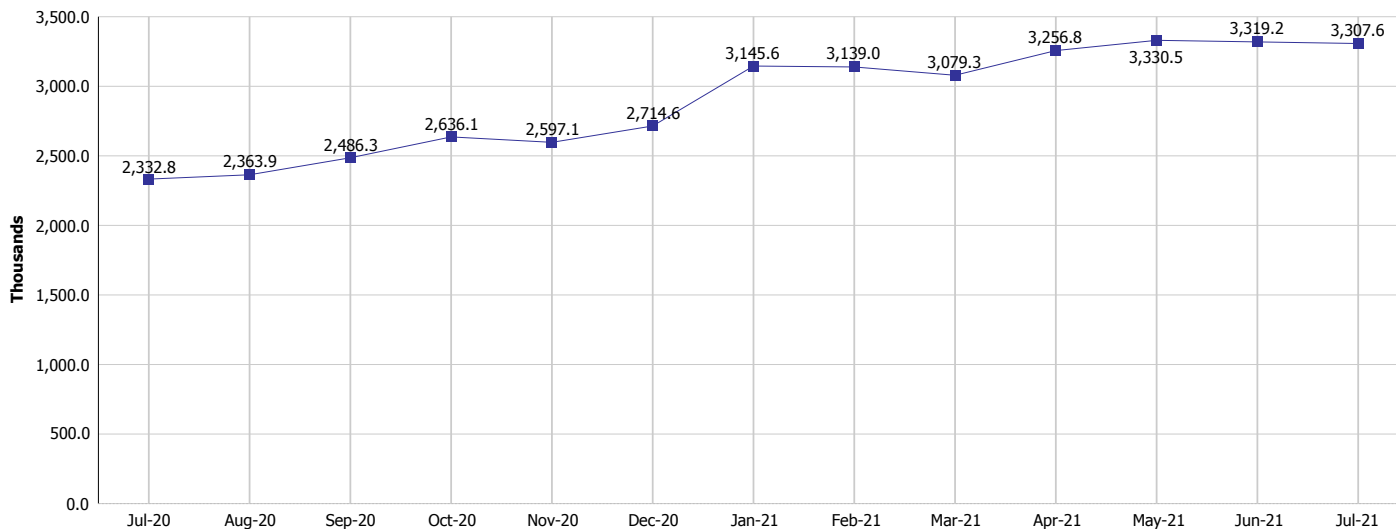
Monthly Management Report

Reporting Month: July 2021

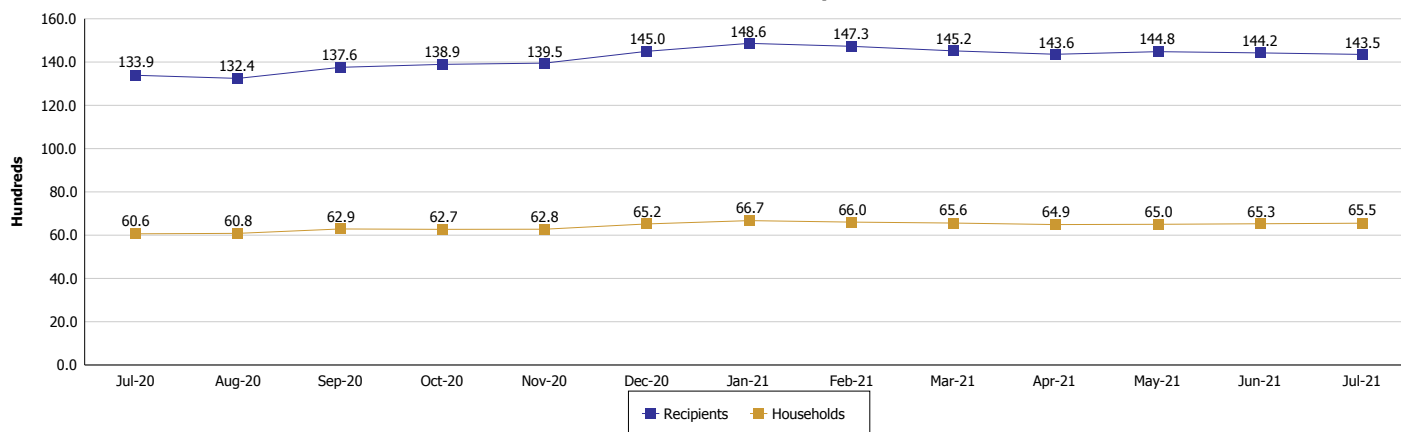
Location: Tippecanoe County

SUPPLEMENTAL NUTRITION ASSISTANCE PROGRAM (SNAP)

SNAP Issuance



SNAP Households and Recipients



Note:

All data July 2014 and following will be broken out according to the new DFR region structure effective July 1 2021.



DIVISION OF FAMILY RESOURCES

Monthly Management Report

Reporting Month: July 2021

Location: Tippecanoe County

HIP 2.0 and SNAP

	July 2021	June 2021	July 2020	Annual Change
Total HIP 2.0 Members	14,639	14,458	10,399	40.77%
HIP Members also SNAP Recipients	4,201	4,183	3,468	21.14%
Percentage HIP Members SNAP Recipients	28.7%	28.9%	33.3%	-4.65
HIP Members SNAP ABAWDs	0	0	142	-100.00%
Percentage HIP Members SNAP ABAWDs	0	0	1.4%	-1.4

Note:

All data July 2014 and following will be broken out according to the new DFR region structure effective July 1 2014.



DIVISION OF FAMILY RESOURCES

Monthly Management Report

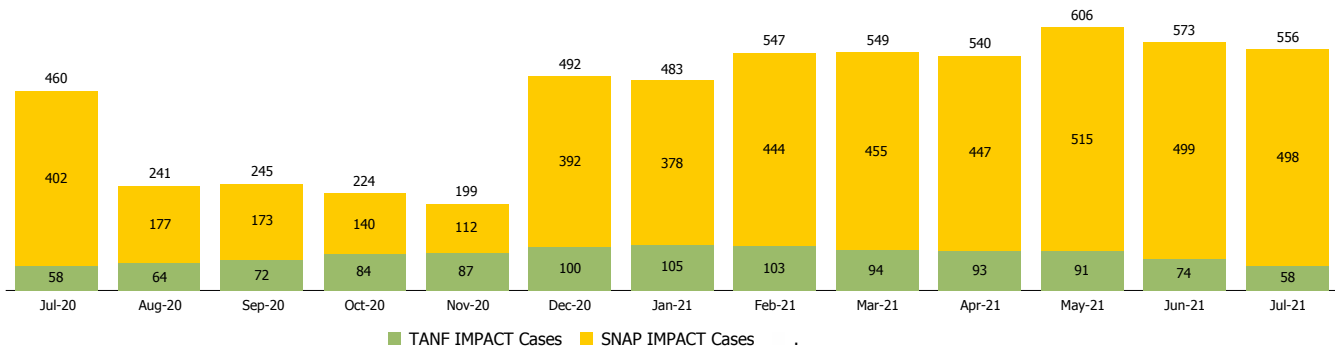
Reporting Month: July 2021

Location: Tippecanoe County

INDIANA MANPOWER PLACEMENT AND COMPREHENSIVE TRAINING (IMPACT)

	July 2021	June 2021	July 2020	Annual Change
Number of IMPACT cases	556	573	460	20.87%
Number of TANF IMPACT adults	58	74	58	0.00%
Number of SNAP IMPACT Cases	498	499	402	23.88%
Total number of adults employed	46	57	30	53.33%
Number of TANF IMPACT adults newly employed (within past 30 days)	2	3	2	0.00%
Number of SNAP IMPACT adults employed	44	54	28	57.14%
Total number of adults ineligible due to employment	56	56	160	-65.00%
Number of TANF adults ineligible due to employment	0	0	0	
Number of SNAP adults ineligible due to employment	56	56	160	-65.00%

IMPACT Caseloads
(SNAP, TANF, Total Caseload)



Note:

All data July 2014 and following will be broken out according to the new DFR region structure effective July 1 2014.