



DIVISION OF FAMILY RESOURCES

Scott County Monthly Management Report July 2021

State of Indiana

Eric Holcomb
Governor

Family and Social Services Administration

Jennifer Sullivan, M.D.
Secretary

Division of Family Resources

Adrienne Shields
Director

For questions regarding data on this report contact:
office.Communications@fssa.IN.gov



State of Indiana

Published August 2021



DIVISION OF FAMILY RESOURCES

Monthly Management Report

Reporting Month: July 2021

Location: Scott County

TEMPORARY ASSISTANCE FOR NEEDY FAMILIES (TANF)

| Child-Only and One-Parent Families | Jul 31, 2021 | June 2021 | July 2020 | Annual Change |
|---|--------------|-----------|-----------|---------------|
| Number of families receiving TANF Grants | 24 | 24 | 33 | -27.27% |
| Total number of grant recipients | 52 | 52 | 69 | -24.64% |
| Number of adult grant recipients | 6 | 6 | 8 | -25.00% |
| Number of child grant recipients | 46 | 46 | 61 | -24.59% |
| Total payments | \$5,042 | \$4,969 | \$6,620 | -23.84% |
| Average payment per case | \$210.08 | \$207.04 | \$200.61 | 4.72% |
| Average payment per recipient | \$96.96 | \$95.56 | \$95.94 | 1.06% |
| Number of cases with benefits reduced to zero | 0 | 0 | 0 | 0% |
| Number of recipients with benefits reduced to zero | 0 | 0 | 0 | 0% |
| Number of adult recipients with benefit reduced to zero | 0 | 0 | 0 | 0% |
| Number of child recipients with benefit reduced to zero | 0 | 0 | 0 | 0% |

| Two-Parent Families | Jul 31, 2021 | June 2021 | July 2020 | Annual Change |
|---|--------------|-----------|-----------|---------------|
| Number of families receiving TANF Grants | 6 | 4 | 3 | 100.00% |
| Total number of grant recipients | 16 | 12 | 12 | 33.33% |
| Number of adult grant recipients | 8 | 6 | 5 | 60.00% |
| Number of child grant recipients | 8 | 6 | 7 | 14.29% |
| Total payments | \$1,210 | \$783 | \$810 | 49.38% |
| Average payment per case | \$201.67 | \$195.75 | \$270.00 | -25.31% |
| Average payment per recipient | \$75.62 | \$65.25 | \$67.50 | 12.04% |
| Number of cases with benefits reduced to zero | 1 | 1 | 0 | 0% |
| Number of recipients with benefits reduced to zero | 5 | 5 | 0 | 0% |
| Number of adult recipients with benefit reduced to zero | 1 | 1 | 0 | 0% |
| Number of child recipients with benefit reduced to zero | 4 | 4 | 0 | 0% |

Note:

All data July 2014 and following will be broken out according to the new DFR region structure effective July 1 2014.

Source:



DIVISION OF FAMILY RESOURCES

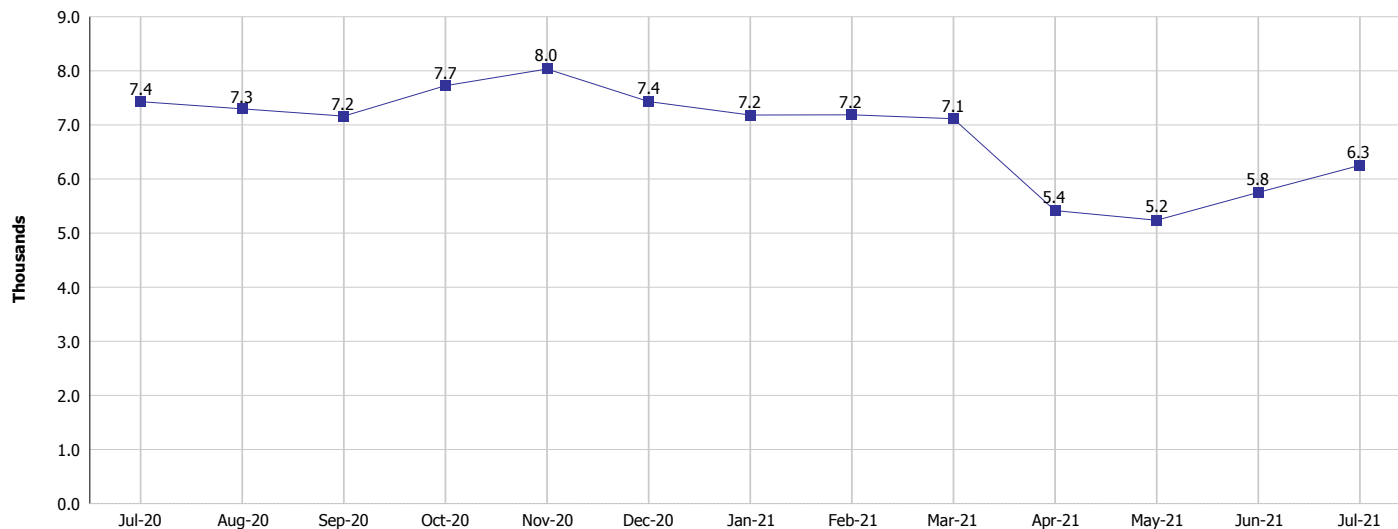
Monthly Management Report

Reporting Month: July 2021

Location: Scott County

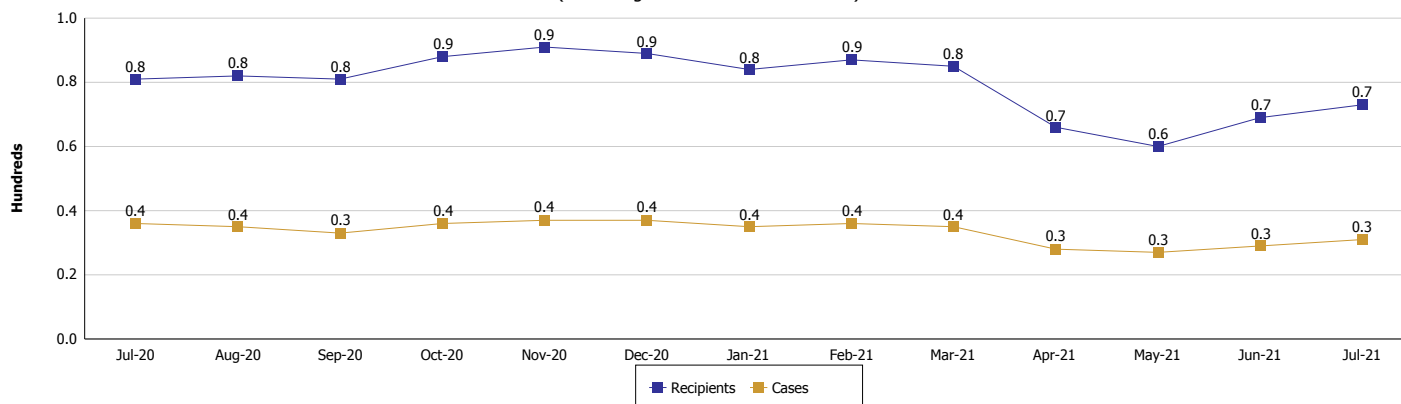
TEMPORARY ASSISTANCE FOR NEEDY FAMILIES (TANF)

TANF Regular And TANF Two-Parent Cash Assistance



TANF Cases and Recipients

(TANF Regular and TANF Two-Parent)



Note:

All data July 2014 and following will be broken out according to the new DFR region structure effective July 1 2014.



DIVISION OF FAMILY RESOURCES

Monthly Management Report

Reporting Month: July 2021

Location: Scott County

SUPPLEMENTAL NUTRITION ASSISTANCE PROGRAM (SNAP)

| | July 2021 | June 2021 | July 2020 | Annual Change |
|--|-----------|-----------|-----------|---------------|
| Total issuance | \$684,133 | \$720,705 | \$580,972 | 17.76% |
| Number of households receiving SNAP benefits | 1,499 | 1,543 | 1,624 | -7.70% |
| Number of recipients | 2,989 | 3,084 | 3,321 | -10.00% |
| Average issuance per household | \$456.39 | \$467.08 | \$357.74 | 27.58% |
| Average issuance per recipient | \$228.88 | \$233.69 | \$174.94 | 30.83% |

Note:

All data July 2014 and following will be broken out according to the new DFR region structure effective July 1 2014.



DIVISION OF FAMILY RESOURCES

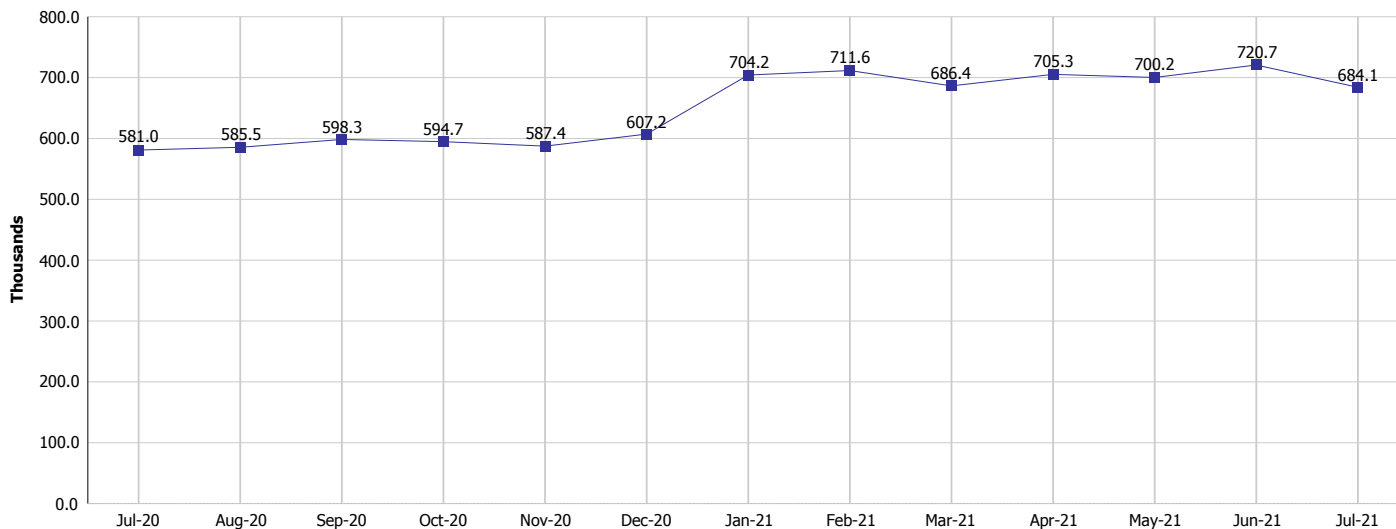
Monthly Management Report

Reporting Month: July 2021

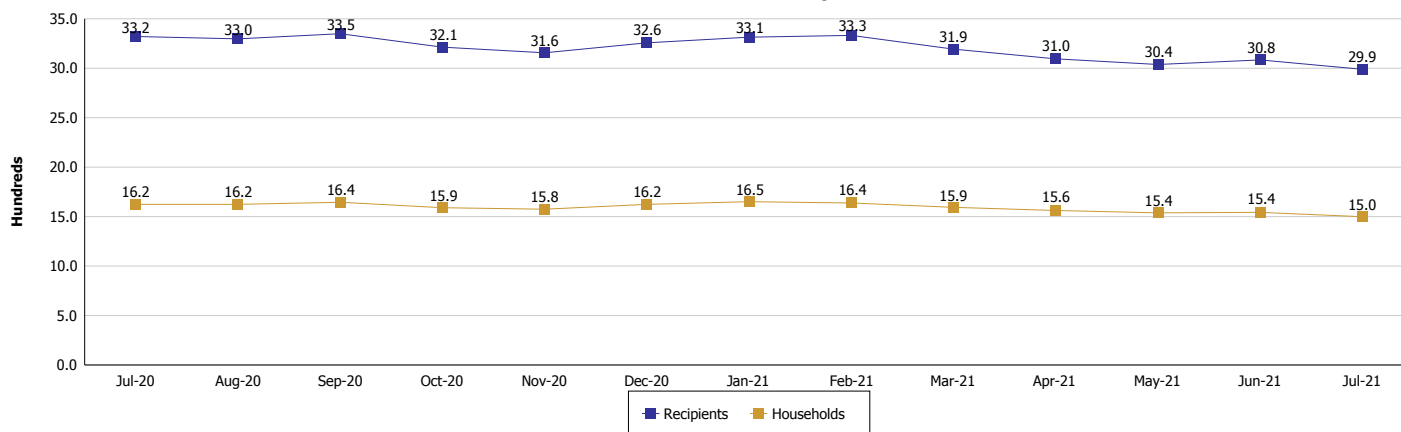
Location: Scott County

SUPPLEMENTAL NUTRITION ASSISTANCE PROGRAM (SNAP)

SNAP Issuance



SNAP Households and Recipients



Note:

All data July 2014 and following will be broken out according to the new DFR region structure effective July 1 2014.



DIVISION OF FAMILY RESOURCES

Monthly Management Report

Reporting Month: July 2021

Location: Scott County

HIP 2.0 and SNAP

| | July 2021 | June 2021 | July 2020 | Annual Change |
|--|-----------|-----------|-----------|---------------|
| Total HIP 2.0 Members | 3,466 | 3,413 | 2,755 | 25.81% |
| HIP Members also SNAP Recipients | 942 | 972 | 1,010 | -6.73% |
| Percentage HIP Members SNAP Recipients | 27.2% | 28.5% | 36.7% | -9.48 |
| HIP Members SNAP ABAWDs | 0 | 0 | 1 | -100.00% |
| Percentage HIP Members SNAP ABAWDs | 0 | 0 | 0.0% | 0.0 |

Note:

All data July 2014 and following will be broken out according to the new DFR region structure effective July 1 2014.



DIVISION OF FAMILY RESOURCES

Monthly Management Report

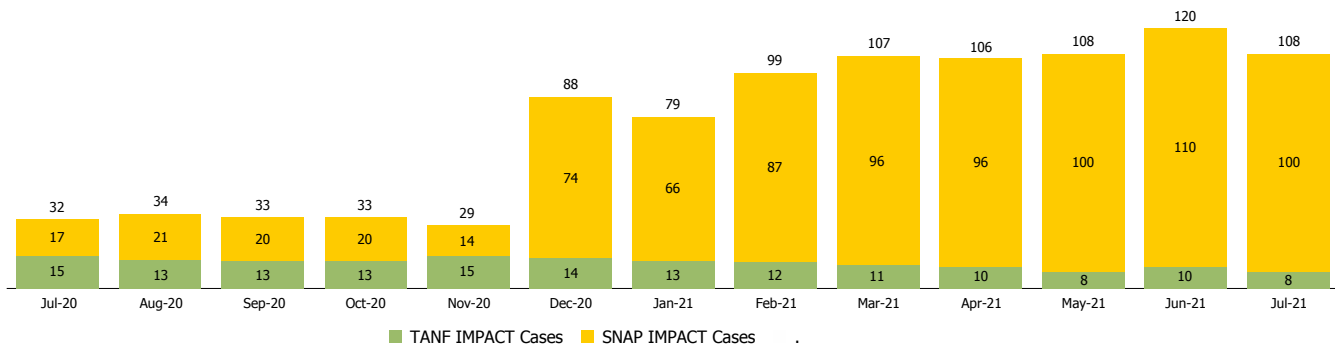
Reporting Month: July 2021

Location: Scott County

INDIANA MANPOWER PLACEMENT AND COMPREHENSIVE TRAINING (IMPACT)

| | July 2021 | June 2021 | July 2020 | Annual Change |
|---|-----------|-----------|-----------|---------------|
| Number of IMPACT cases | 108 | 120 | 32 | 237.50% |
| Number of TANF IMPACT adults | 8 | 10 | 15 | -46.67% |
| Number of SNAP IMPACT Cases | 100 | 110 | 17 | 488.24% |
| Total number of adults employed | 12 | 13 | 6 | 100.00% |
| Number of TANF IMPACT adults newly employed (within past 30 days) | 0 | 2 | 1 | -100.00% |
| Number of SNAP IMPACT adults employed | 12 | 11 | 5 | 140.00% |
| Total number of adults ineligible due to employment | 15 | 19 | 71 | -78.87% |
| Number of TANF adults ineligible due to employment | 0 | 0 | 0 | |
| Number of SNAP adults ineligible due to employment | 15 | 19 | 71 | -78.87% |

IMPACT Caseloads
(SNAP, TANF, Total Caseload)



Note:

All data July 2014 and following will be broken out according to the new DFR region structure effective July 1 2014.