



## DIVISION OF FAMILY RESOURCES

# Posey County Monthly Management Report October 2025

### State of Indiana

Mike Braun  
Governor

### Family and Social Services Administration

Mitch Roob  
Secretary

### Division of Family Resources

Sunshine Beam  
Director

For questions regarding data on this report contact:  
[office.Communications@fssa.IN.gov](mailto:office.Communications@fssa.IN.gov)



## State of Indiana

Published November 2025



## DIVISION OF FAMILY RESOURCES

### Monthly Management Report

Reporting Month: October 2025

Location: Posey County

#### TEMPORARY ASSISTANCE FOR NEEDY FAMILIES (TANF)

Child-Only and One-Parent Families	October 2025	September 2025	October 2024	Annual Change
Number of families receiving TANF Grants	16	14	18	-11.11%
Total number of grant recipients	34	27	31	9.68%
Number of adult grant recipients	6	5	5	20.00%
Number of child grant recipients	28	22	26	7.69%
Total payments	\$6,190	\$5,210	\$6,056	2.21%
Average payment per case	\$386.88	\$372.14	\$336.44	14.99%
Average payment per recipient	\$182.06	\$192.96	\$195.35	-6.81%
Number of cases with benefits reduced to zero	1	1	1	0.00%
Number of recipients with benefits reduced to zero	3	3	3	0.00%
Number of adult recipients with benefit reduced to zero	0	0	0	0%
Number of child recipients with benefit reduced to zero	3	3	3	0.00%

Pregnancy TANF Families	October 2025	September 2025	October 2024	Annual Change
Number of families receiving TANF Grants	0	0	1	-100.00%
Total number of grant recipients	0	0	1	-100.00%
Total payments	\$0.00	\$0.00	\$248.00	-100.00%
Average payment per case	\$0.00	\$0.00	\$248.00	-100.00%
Average payment per recipient	\$0.00	\$0.00	\$248.00	-100.00%
Number of cases with benefits reduced to zero	0	0	0	0%
Number of recipients with benefits reduced to zero	0	0	0	0%



## DIVISION OF FAMILY RESOURCES

### Monthly Management Report

Two-Parent Families	October 2025	September 2025	October 2024	Annual Change
Number of families receiving TANF Grants	0	0	0	0%
Total number of grant recipients	0	0	0	0%
Number of adult grant recipients	0	0	0	0%
Number of child grant recipients	0	0	0	0%
Total payments	\$0	\$0	\$0	0%
Average payment per case	\$0.00	\$0.00	\$0.00	0.00%
Average payment per recipient	\$0.00	\$0.00	\$0.00	0.00%
Number of cases with benefits reduced to zero	0	0	0	0%
Number of recipients with benefits reduced to zero	0	0	0	0%
Number of adult recipients with benefit reduced to zero	0	0	0	0%
Number of child recipients with benefit reduced to zero	0	0	0	0%

Note: The two-parent case count includes cases in which a parent living in the home is excluded from receiving TANF benefits but whose income is used in the TANF eligibility determination.



## DIVISION OF FAMILY RESOURCES

### Monthly Management Report

Reporting Month: October 2025

Location: Posey County

#### TANF - APPLICATIONS

	October 2025	September 2025	October 2024	Annual Change
Number of Applications	9	11	5	80.00%

#### TANF - RECIPIENTS BY ZIP CODE

ZIP Code	Households	Recipients
47620	12	30
47633	4	4
Total	16	34



## DIVISION OF FAMILY RESOURCES

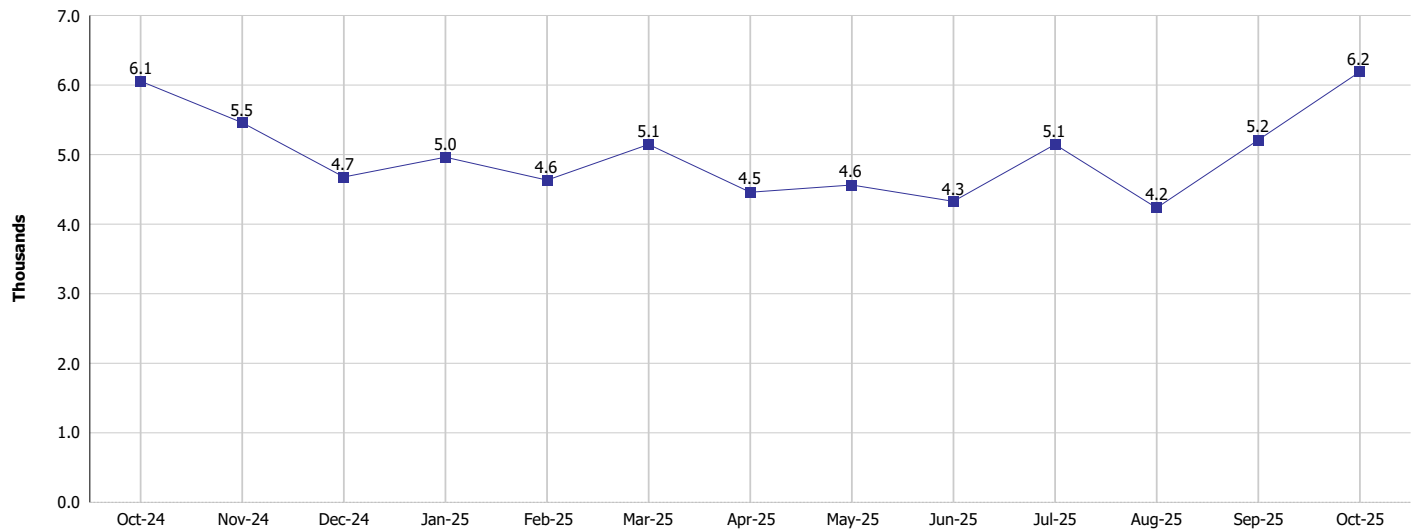
### Monthly Management Report

Reporting Month: October 2025

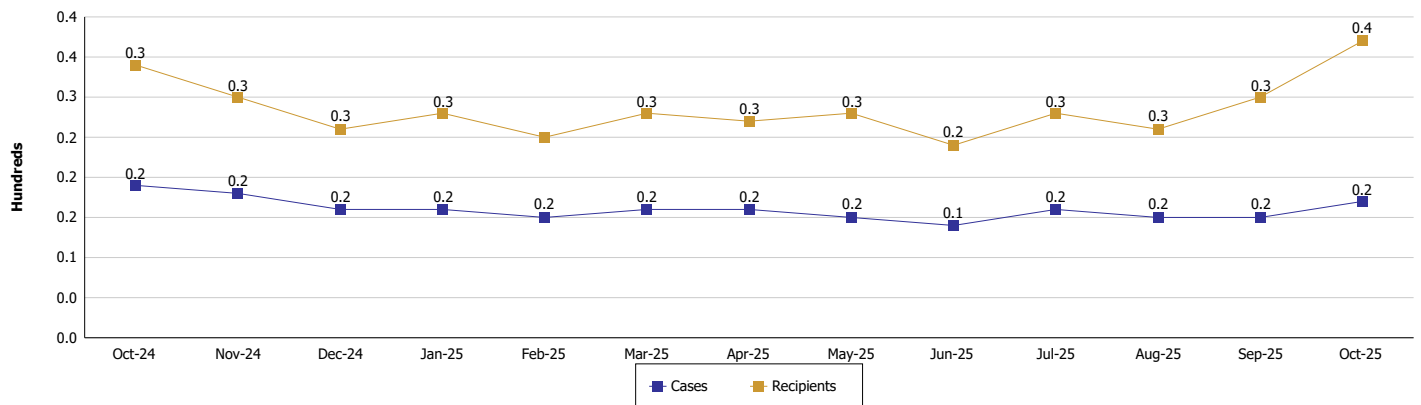
Location: Posey County

#### TEMPORARY ASSISTANCE FOR NEEDY FAMILIES (TANF)

TANF Regular And TANF Two-Parent Cash Assistance



TANF Cases and Recipients  
(TANF Regular and TANF Two-Parent)





**DIVISION OF FAMILY RESOURCES**

**Monthly Management Report**

Reporting Month: October 2025	Location: Posey County
SUPPLEMENTAL NUTRITION ASSISTANCE PROGRAM (SNAP)	

	October 2025	September 2025	October 2024	Annual Change
Total issuance	\$269,096	\$265,517	\$273,611	-1.65%
Number of households receiving SNAP benefits	711	712	738	-3.66%
Number of recipients	1,405	1,392	1,450	-3.1%
Average issuance per household	\$378.48	\$372.92	\$370.75	2.08%
Average issuance per recipient	\$191.53	\$190.75	\$188.7	1.5%
Number of Applications	72	83	90	-20%



**DIVISION OF FAMILY RESOURCES**

**Monthly Management Report**

Reporting Month: October 2025	Location: Posey County
-------------------------------	------------------------

**SNAP - RECIPIENTS BY ZIP CODE**

ZIP Code	Households	Recipients
47612	30	59
47616	11	17
47620	507	960
47631	30	56
47633	41	82
47638	41	110
47710	3	10
47712	45	104
47714	1	1
47715	1	5
47933	1	1
Totals	711	1,405



## DIVISION OF FAMILY RESOURCES

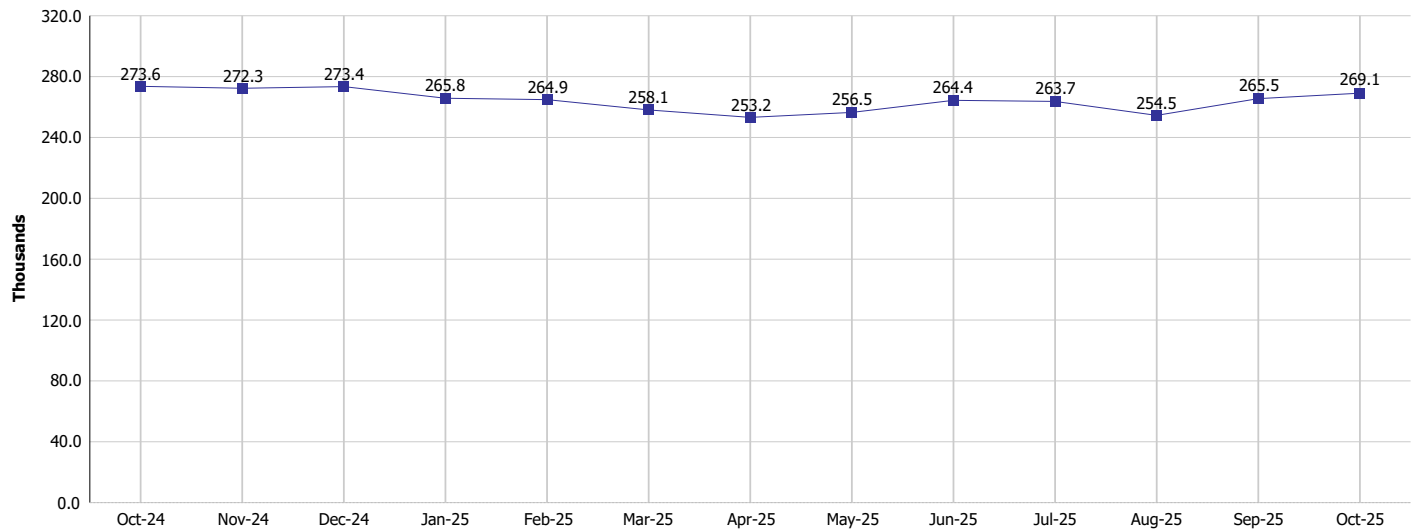
### Monthly Management Report

Reporting Month: October 2025

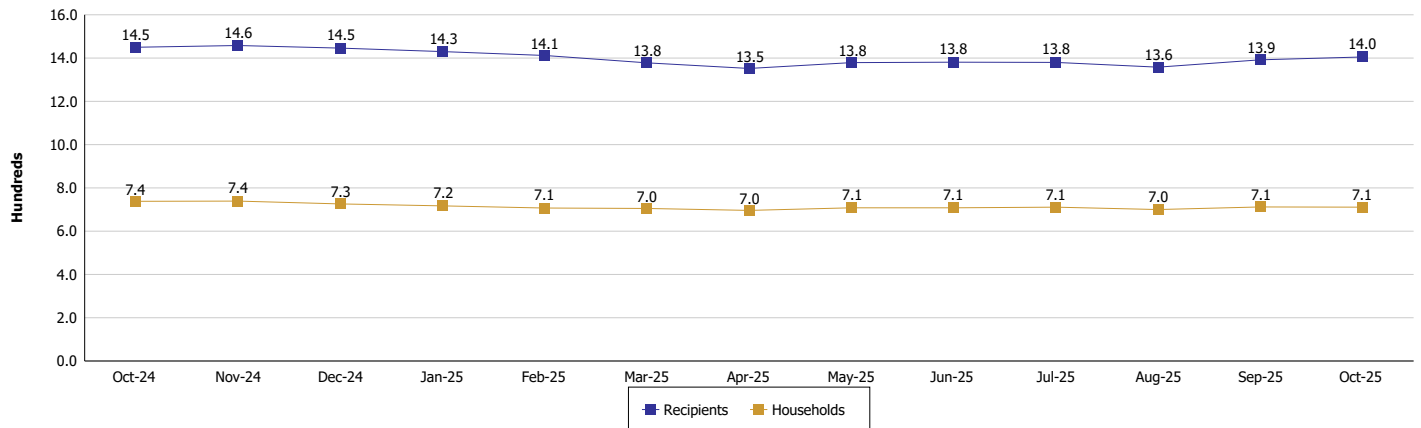
Location: Posey County

#### SUPPLEMENTAL NUTRITION ASSISTANCE PROGRAM (SNAP)

##### SNAP Issuance



##### SNAP Households and Recipients







## DIVISION OF FAMILY RESOURCES

### Monthly Management Report

Reporting Month: October 2025

Location: Posey County

#### HIP 2.0 and SNAP

	October 2025	September 2025	October 2024	Annual Change
Total HIP 2.0 Members	1,429	1,450	1,688	-15.34%
HIP Members also SNAP Recipients	445	440	460	-3.26%
Percentage HIP Members SNAP Recipients	31.1%	30.3%	27.3%	3.89
HIP Members SNAP ABAWDs	15	15	17	-11.76%
Percentage HIP Members SNAP ABAWDs	1.0%	1.0%	1.0%	0.0



## DIVISION OF FAMILY RESOURCES

### Monthly Management Report

Reporting Month: October 2025

Location: Posey County

#### INDIANA MANPOWER PLACEMENT AND COMPREHENSIVE TRAINING (IMPACT)

	October 2025	September 2025	October 2024	Annual Change
Number of IMPACT cases	1	2	0	
Number of TANF IMPACT adults	0	1	0	
Number of SNAP IMPACT Cases	1	1	0	
Total number of adults employed	2	3	4	-50.00%
Number of TANF IMPACT adults newly employed (within past 30 days)	0	0	1	-100.00%
Number of SNAP IMPACT adults employed	2	3	3	-33.33%
Total number of adults ineligible due to employment	5	1	10	-50.00%
Number of TANF adults ineligible due to employment	0	0	1	-100.00%
Number of SNAP adults ineligible due to employment	5	1	9	-44.44%

**IMPACT Caseloads**  
(SNAP, TANF, Total Caseload)

