



DIVISION OF FAMILY RESOURCES

Monroe County Monthly Management Report December 2023

State of Indiana

Eric Holcomb
Governor

Family and Social Services Administration

Dan Rusyniak, MD
Secretary

Division of Family Resources

Adrienne Shields
Director

For questions regarding data on this report contact:
office.Communications@fssa.IN.gov



State of Indiana

Published January 2024



DIVISION OF FAMILY RESOURCES

Monthly Management Report

Reporting Month: December 2023

Location: Monroe County

TEMPORARY ASSISTANCE FOR NEEDY FAMILIES (TANF)

Child-Only and One-Parent Families	December 2023	November 2023	December 2022	Annual Change
Number of families receiving TANF Grants	36	36	29	24.14%
Total number of grant recipients	79	78	59	33.90%
Number of adult grant recipients	12	12	7	71.43%
Number of child grant recipients	67	66	52	28.85%
Total payments	\$7,671	\$7,636	\$5,623	36.42%
Average payment per case	\$213.08	\$212.11	\$193.90	9.90%
Average payment per recipient	\$97.10	\$97.90	\$95.31	1.88%
Number of cases with benefits reduced to zero	0	0	0	0%
Number of recipients with benefits reduced to zero	0	0	0	0%
Number of adult recipients with benefit reduced to zero	0	0	0	0%
Number of child recipients with benefit reduced to zero	0	0	0	0%

Two-Parent Families	December 2023	November 2023	December 2022	Annual Change
Number of families receiving TANF Grants	5	5	4	25.00%
Total number of grant recipients	24	24	13	84.62%
Number of adult grant recipients	10	10	3	233.33%
Number of child grant recipients	14	14	10	40.00%
Total payments	\$1,745	\$1,745	\$1,085	60.83%
Average payment per case	\$349.00	\$349.00	\$271.25	28.66%
Average payment per recipient	\$72.71	\$72.71	\$83.46	-12.88%
Number of cases with benefits reduced to zero	0	0	0	0%
Number of recipients with benefits reduced to zero	0	0	0	0%
Number of adult recipients with benefit reduced to zero	0	0	0	0%
Number of child recipients with benefit reduced to zero	0	0	0	0%

Note:

For August 2021, a one time payment of \$400 per recipient was included in the Total payments and Average payments. TANF section rules changed to reflect Federal reporting logic effective September 2021. For August 2022, a one-time payment of \$269 per recipient was included in the Total payments and Average payments.

Source:



DIVISION OF FAMILY RESOURCES

Monthly Management Report

Reporting Month: December 2023	Location: Monroe County
--------------------------------	-------------------------

TANF - APPLICATIONS

	December 2023	November 2023	December 2022	Annual Change
Number of Applications	69	97	92	-25.00%

TANF - RECIPIENTS BY ZIP CODE

ZIP Code	Households	Recipients
47401	10	32
47403	15	27
47404	11	28
47408	3	12
47429	2	4
Total	41	103



DIVISION OF FAMILY RESOURCES

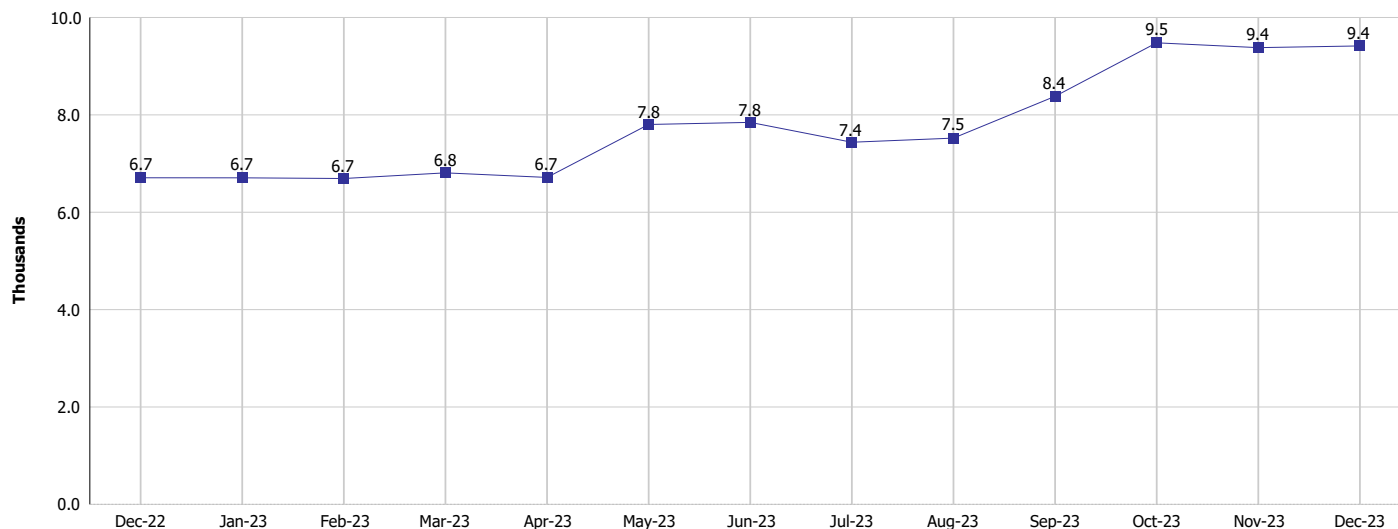
Monthly Management Report

Reporting Month: December 2023

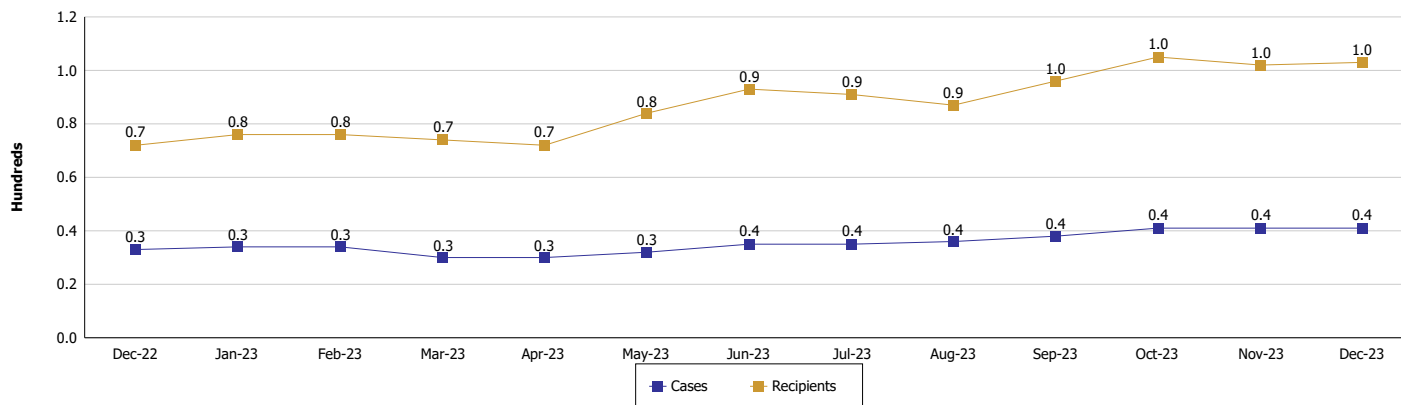
Location: Monroe County

TEMPORARY ASSISTANCE FOR NEEDY FAMILIES (TANF)

TANF Regular And TANF Two-Parent Cash Assistance



TANF Cases and Recipients (TANF Regular and TANF Two-Parent)



Note:

For August 2021, a one time payment of \$400 per recipient was included in the Total payments and Average payments. TANF section rules changed to reflect Federal reporting logic effective September 2021. For August 2022, a one-time payment of \$269 per recipient was included in the Total payments and Average payments.



DIVISION OF FAMILY RESOURCES

Monthly Management Report

Reporting Month: December 2023

Location: Monroe County

SUPPLEMENTAL NUTRITION ASSISTANCE PROGRAM (SNAP)

	December 2023	November 2023	December 2022	Annual Change
Total issuance	\$1,603,351	\$1,593,130	\$1,456,741	10.06%
Number of households receiving SNAP benefits	4,205	4,162	3,983	5.57%
Number of recipients	7,864	7,828	7,526	4.49%
Average issuance per household	\$381.3	\$382.78	\$365.74	4.25%
Average issuance per recipient	\$203.88	\$203.52	\$193.56	5.33%
Number of Applications	571	664	653	-12.56%



DIVISION OF FAMILY RESOURCES

Monthly Management Report

Reporting Month: December 2023	Location: Monroe County
--------------------------------	-------------------------

SNAP - RECIPIENTS BY ZIP CODE

ZIP Code	Households	Recipients
46060	1	1
46142	1	4
46143	1	2
46151	2	5
46203	1	1
46217	1	3
46226	1	2
46237	1	1
46307	1	1
46825	2	8
47129	1	1
47201	1	2
47203	2	5
47401	1,078	1,808
47402	11	12
47403	1,350	2,688
47404	1,060	2,073
47406	7	7
47407	4	7
47408	340	579
47421	2	4
47424	1	2
47429	208	424
47433	36	72
47434	5	7
47436	14	23
47441	1	1
47448	2	2
47452	2	4
47458	1	2
47460	6	12
47462	9	12
47463	1	1
47464	20	31
47468	23	45
47501	1	2
47872	1	1
47905	1	3
47933	1	1
None	4	5
Totals	4,205	7,864



DIVISION OF FAMILY RESOURCES

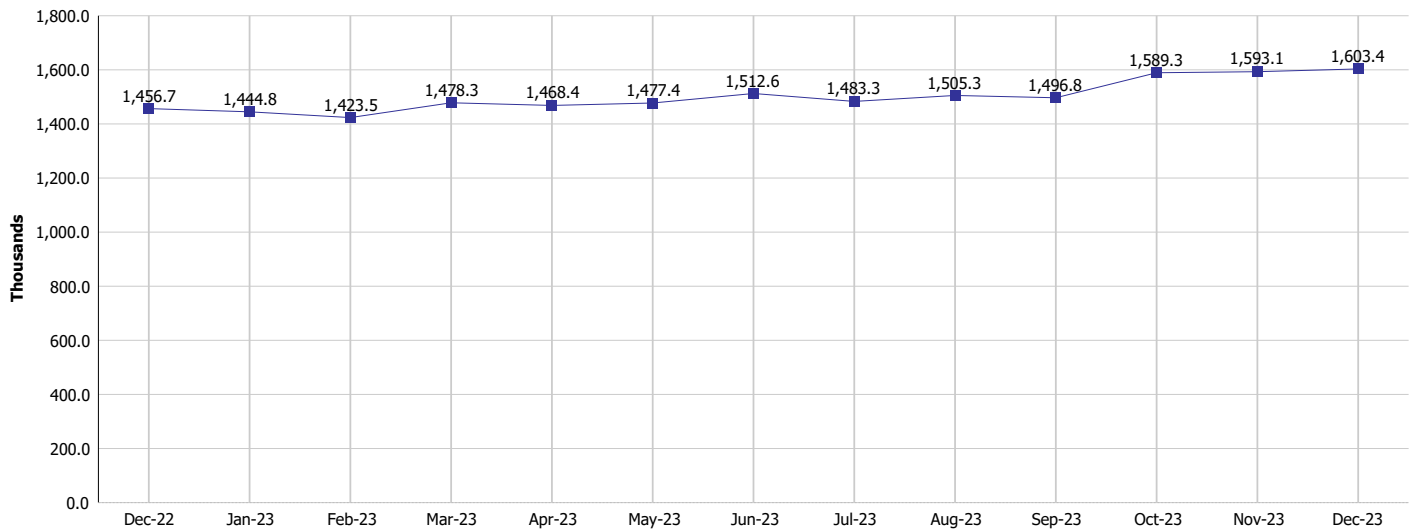
Monthly Management Report

Reporting Month: December 2023

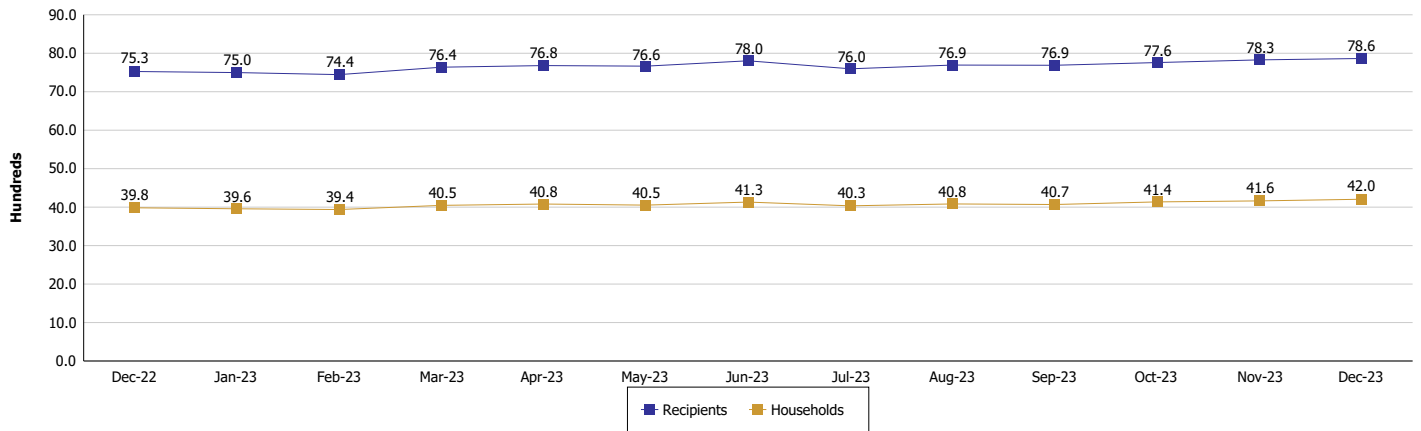
Location: Monroe County

SUPPLEMENTAL NUTRITION ASSISTANCE PROGRAM (SNAP)

SNAP Issuance



SNAP Households and Recipients



Note:

Run Date: Jan 12, 2024



DIVISION OF FAMILY RESOURCES

Monthly Management Report

Reporting Month: December 2023

Location: Monroe County

HIP 2.0 and SNAP

	December 2023	November 2023	December 2022	Annual Change
Total HIP 2.0 Members	13,110	13,312	14,499	-9.58%
HIP Members also SNAP Recipients	2,647	2,636	2,525	4.83%
Percentage HIP Members SNAP Recipients	20.2%	19.8%	17.4%	2.78
HIP Members SNAP ABAWDs	149	149	176	-15.34%
Percentage HIP Members SNAP ABAWDs	1.1%	1.1%	1.2%	-0.1

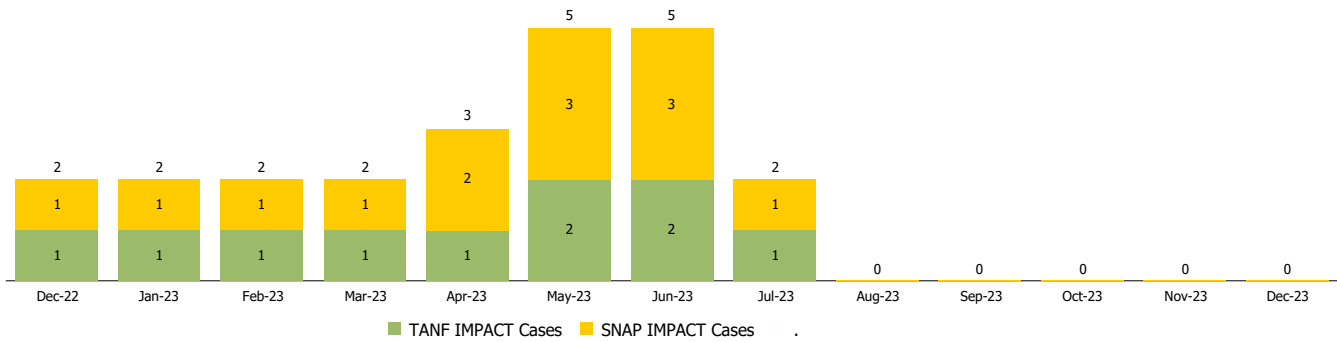
Monthly Management Report

Reporting Month: December 2023	Location: Monroe County
---------------------------------------	--------------------------------

INDIANA MANPOWER PLACEMENT AND COMPREHENSIVE TRAINING (IMPACT)

	December 2023	November 2023	December 2022	Annual Change
Number of IMPACT cases	0	0	2	-100.00%
Number of TANF IMPACT adults	0	0	1	-100.00%
Number of SNAP IMPACT Cases	0	0	1	-100.00%
Total number of adults employed	12	13	43	-72.09%
Number of TANF IMPACT adults newly employed (within past 30 days)	0	1	0	
Number of SNAP IMPACT adults employed	12	12	43	-72.09%
Total number of adults ineligible due to employment	22	32	22	0.00%
Number of TANF adults ineligible due to employment	0	1	0	
Number of SNAP adults ineligible due to employment	22	31	22	0.00%

IMPACT Caseloads
(SNAP, TANF, Total Caseload)



Note: Effective January 2022, these numbers have been adjusted to reflect only those actually participating in IMPACT.