



## DIVISION OF FAMILY RESOURCES

# Kosciusko County Monthly Management Report July 2021

### State of Indiana

Eric Holcomb  
Governor

### Family and Social Services Administration

Jennifer Sullivan, M.D.  
Secretary

### Division of Family Resources

Adrienne Shields  
Director

For questions regarding data on this report contact:  
[office.Communications@fssa.IN.gov](mailto:office.Communications@fssa.IN.gov)



## State of Indiana

Published August 2021



## DIVISION OF FAMILY RESOURCES

### Monthly Management Report

Reporting Month: July 2021

Location: Kosciusko County

#### TEMPORARY ASSISTANCE FOR NEEDY FAMILIES (TANF)

| Child-Only and One-Parent Families                      | Jul 31, 2021 | June 2021 | July 2020 | Annual Change |
|---|--------------|-----------|-----------|---------------|
| Number of families receiving TANF Grants                | 43           | 41        | 47        | -8.51%        |
| Total number of grant recipients                        | 90           | 82        | 113       | -20.35%       |
| Number of adult grant recipients                        | 16           | 13        | 16        | 0.00%         |
| Number of child grant recipients                        | 74           | 69        | 97        | -23.71%       |
| Total payments  | \$7,889      | \$7,520   | \$10,681  | -26.14%       |
| Average payment per case                                | \$183.47     | \$183.41  | \$227.26  | -19.27%       |
| Average payment per recipient                           | \$87.66      | \$91.71   | \$94.52   | -7.26%        |
| Number of cases with benefits reduced to zero           | 3            | 3         | 2         | 50.00%        |
| Number of recipients with benefits reduced to zero      | 9            | 9         | 5         | 80.00%        |
| Number of adult recipients with benefit reduced to zero | 3            | 3         | 2         | 50.00%        |
| Number of child recipients with benefit reduced to zero | 6            | 6         | 3         | 100.00%       |

| Two-Parent Families                                     | Jul 31, 2021 | June 2021 | July 2020 | Annual Change |
|---|--------------|-----------|-----------|---------------|
| Number of families receiving TANF Grants                | 7            | 8         | 3         | 133.33%       |
| Total number of grant recipients                        | 21           | 23        | 10        | 110.00%       |
| Number of adult grant recipients                        | 5            | 5         | 6         | -16.67%       |
| Number of child grant recipients                        | 16           | 18        | 4         | 300.00%       |
| Total payments  | \$1,919      | \$2,014   | \$922     | 108.13%       |
| Average payment per case                                | \$274.14     | \$251.75  | \$307.33  | -10.80%       |
| Average payment per recipient                           | \$91.38      | \$87.57   | \$92.20   | -0.89%        |
| Number of cases with benefits reduced to zero           | 2            | 2         | 0         | 0%            |
| Number of recipients with benefits reduced to zero      | 8            | 8         | 0         | 0%            |
| Number of adult recipients with benefit reduced to zero | 3            | 3         | 0         | 0%            |
| Number of child recipients with benefit reduced to zero | 5            | 5         | 0         | 0%            |

**Note:**

All data July 2014 and following will be broken out according to the new DFR region structure effective July 1 2014.

Source:



# DIVISION OF FAMILY RESOURCES

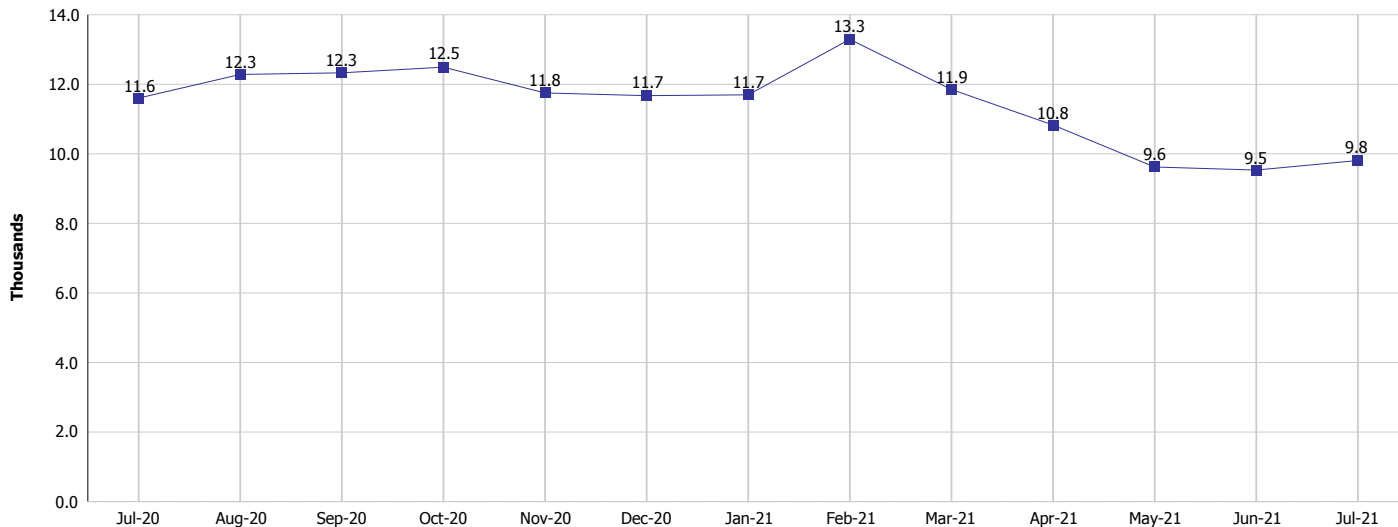
## Monthly Management Report

Reporting Month: July 2021

Location: Kosciusko County

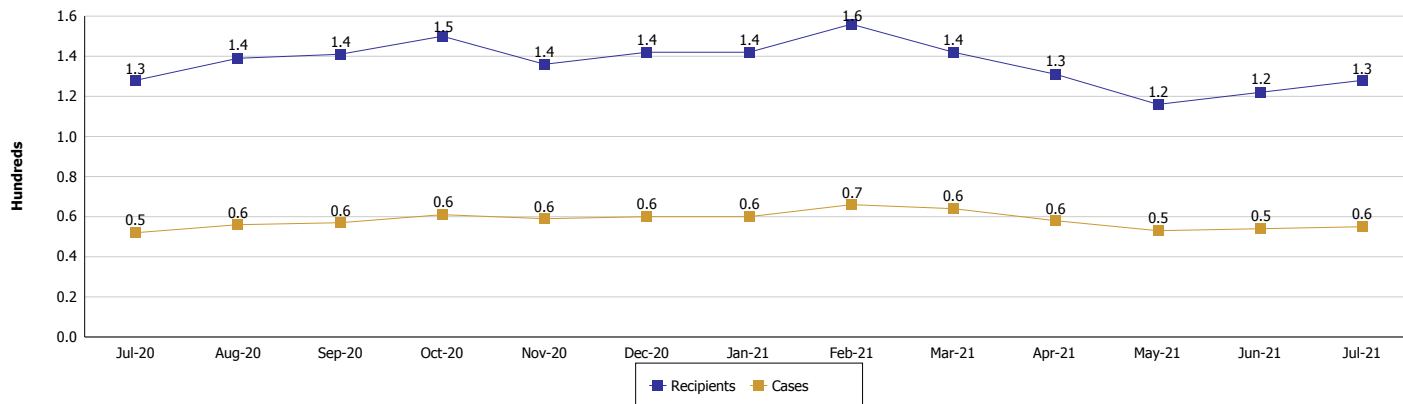
### TEMPORARY ASSISTANCE FOR NEEDY FAMILIES (TANF)

#### TANF Regular And TANF Two-Parent Cash Assistance



#### TANF Cases and Recipients

(TANF Regular and TANF Two-Parent)



#### Note:

All data July 2014 and following will be broken out according to the new DFR region structure effective July 1 2014.



## DIVISION OF FAMILY RESOURCES

### Monthly Management Report

Reporting Month: July 2021

Location: Kosciusko County

#### SUPPLEMENTAL NUTRITION ASSISTANCE PROGRAM (SNAP)

|  | July 2021   | June 2021   | July 2020 | Annual Change |
|--|-------------|-------------|-----------|---------------|
| Total issuance                               | \$1,053,568 | \$1,058,474 | \$819,734 | 28.53%        |
| Number of households receiving SNAP benefits | 2,019       | 2,047       | 1,998     | 1.05%         |
| Number of recipients                         | 4,674       | 4,758       | 4,718     | -0.93%        |
| Average issuance per household               | \$521.83    | \$517.09    | \$410.28  | 27.19%        |
| Average issuance per recipient               | \$225.41    | \$222.46    | \$173.75  | 29.73%        |

**Note:**

All data July 2014 and following will be broken out according to the new DFR region structure effective July 1 2014.



## DIVISION OF FAMILY RESOURCES

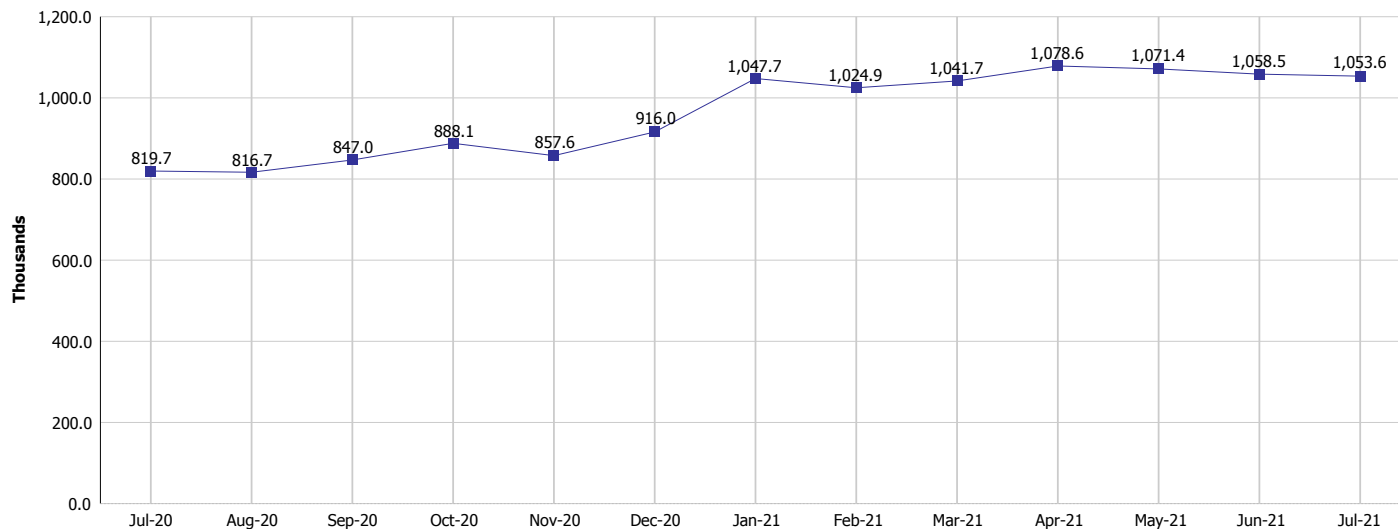
### Monthly Management Report

Reporting Month: July 2021

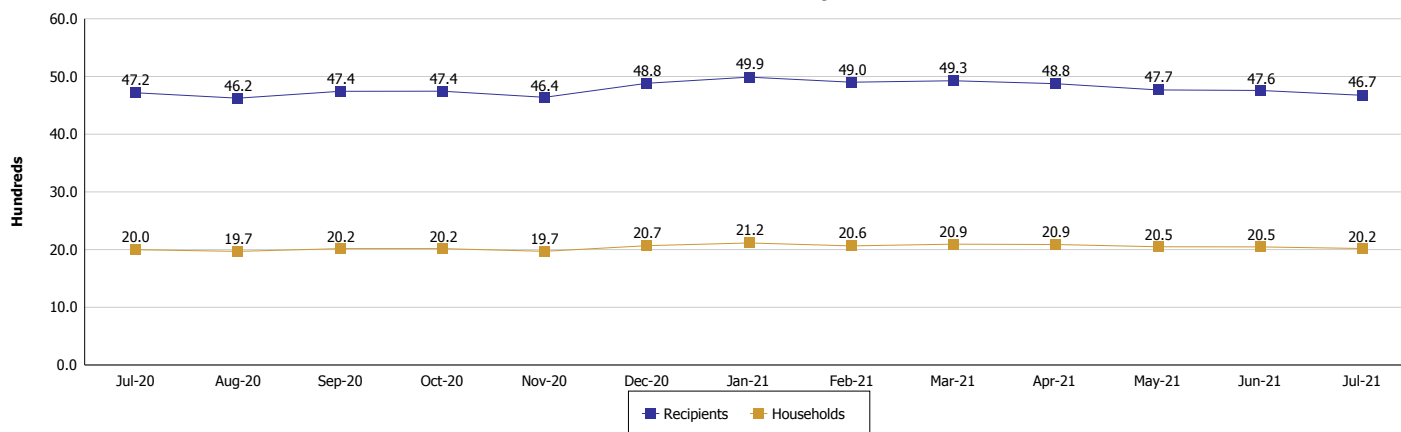
Location: Kosciusko County

#### SUPPLEMENTAL NUTRITION ASSISTANCE PROGRAM (SNAP)

#### SNAP Issuance



#### SNAP Households and Recipients



**Note:**

All data July 2014 and following will be broken out according to the new DFR region structure effective July 1 2021.



## DIVISION OF FAMILY RESOURCES

### Monthly Management Report

Reporting Month: July 2021

Location: Kosciusko County

#### HIP 2.0 and SNAP

|  | July 2021 | June 2021 | July 2020 | Annual Change |
|--|-----------|-----------|-----------|---------------|
| Total HIP 2.0 Members                  | 6,065     | 5,965     | 4,483     | 35.29%        |
| HIP Members also SNAP Recipients       | 1,411     | 1,435     | 1,271     | 11.01%        |
| Percentage HIP Members SNAP Recipients | 23.3%     | 24.1%     | 28.4%     | -5.09         |
| HIP Members SNAP ABAWDs                | 0         | 0         | 5         | -100.00%      |
| Percentage HIP Members SNAP ABAWDs     | 0         | 0         | 0.1%      | -0.1          |

**Note:**

All data July 2014 and following will be broken out according to the new DFR region structure effective July 1 2014.



## DIVISION OF FAMILY RESOURCES

### Monthly Management Report

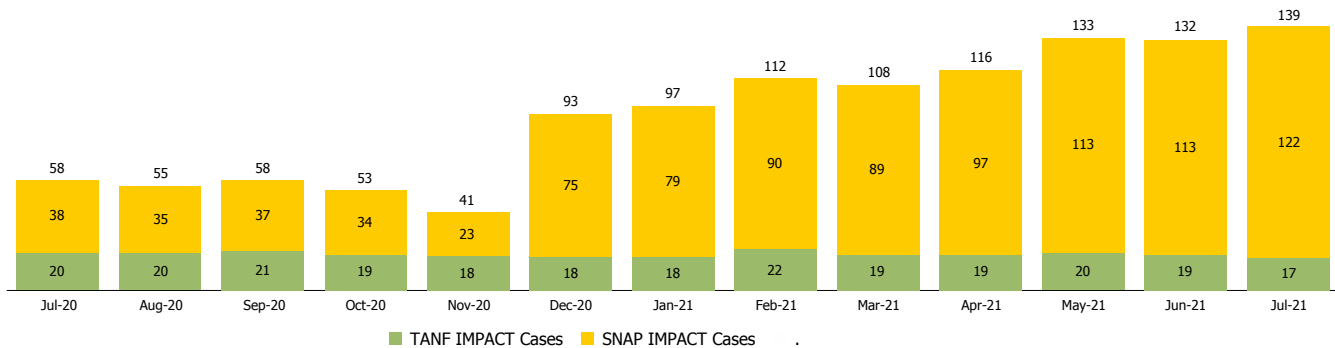
Reporting Month: July 2021

Location: Kosciusko County

#### INDIANA MANPOWER PLACEMENT AND COMPREHENSIVE TRAINING (IMPACT)

|   | July 2021 | June 2021 | July 2020 | Annual Change |
|---|-----------|-----------|-----------|---------------|
| Number of IMPACT cases  | 139       | 132       | 58        | 139.66%       |
| Number of TANF IMPACT adults                                      | 17        | 19        | 20        | -15.00%       |
| Number of SNAP IMPACT Cases                                       | 122       | 113       | 38        | 221.05%       |
| Total number of adults employed                                   | 22        | 11        | 5         | 340.00%       |
| Number of TANF IMPACT adults newly employed (within past 30 days) | 3         | 0         | 0         |               |
| Number of SNAP IMPACT adults employed                             | 19        | 11        | 5         | 280.00%       |
| Total number of adults ineligible due to employment               | 18        | 8         | 77        | -76.62%       |
| Number of TANF adults ineligible due to employment                | 0         | 0         | 0         |               |
| Number of SNAP adults ineligible due to employment                | 18        | 8         | 77        | -76.62%       |

**IMPACT Caseloads**  
(SNAP, TANF, Total Caseload)



**Note:**

All data July 2014 and following will be broken out according to the new DFR region structure effective July 1 2014.