



## DIVISION OF FAMILY RESOURCES

# **Knox County Monthly Management Report October 2025**

### **State of Indiana**

Mike Braun  
Governor

### **Family and Social Services Administration**

Mitch Roob  
Secretary

### **Division of Family Resources**

Sunshine Beam  
Director

For questions regarding data on this report contact:  
[office.Communications@fssa.IN.gov](mailto:office.Communications@fssa.IN.gov)



## **State of Indiana**

Published November 2025



## DIVISION OF FAMILY RESOURCES

### Monthly Management Report

Reporting Month: October 2025

Location: Knox County

#### TEMPORARY ASSISTANCE FOR NEEDY FAMILIES (TANF)

Child-Only and One-Parent Families	October 2025	September 2025	October 2024	Annual Change
Number of families receiving TANF Grants	31	30	30	3.33%
Total number of grant recipients	61	63	51	19.61%
Number of adult grant recipients	13	12	11	18.18%
Number of child grant recipients	48	51	40	20.00%
Total payments	\$10,920	\$11,311	\$10,381	5.19%
Average payment per case	\$352.26	\$377.03	\$346.03	1.80%
Average payment per recipient	\$179.02	\$179.54	\$203.55	-12.05%
Number of cases with benefits reduced to zero	1	1	2	-50.00%
Number of recipients with benefits reduced to zero	1	1	1	0.00%
Number of adult recipients with benefit reduced to zero	0	0	0	0%
Number of child recipients with benefit reduced to zero	1	1	1	0.00%

Pregnancy TANF Families	October 2025	September 2025	October 2024	Annual Change
Number of families receiving TANF Grants	0	0	1	-100.00%
Total number of grant recipients	0	0	1	-100.00%
Total payments	\$0.00	\$0.00	\$248.00	-100.00%
Average payment per case	\$0.00	\$0.00	\$248.00	-100.00%
Average payment per recipient	\$0.00	\$0.00	\$248.00	-100.00%
Number of cases with benefits reduced to zero	0	0	0	0%
Number of recipients with benefits reduced to zero	0	0	0	0%



## DIVISION OF FAMILY RESOURCES

### Monthly Management Report

Two-Parent Families	October 2025	September 2025	October 2024	Annual Change
Number of families receiving TANF Grants	1	0	2	-50.00%
Total number of grant recipients	1	0	8	-87.50%
Number of adult grant recipients	0	0	4	-100.00%
Number of child grant recipients	1	0	4	-75.00%
Total payments	\$215	\$0	\$1,002	-78.54%
Average payment per case	\$215.00	\$0.00	\$501.00	-57.09%
Average payment per recipient	\$215.00	\$0.00	\$125.25	71.66%
Number of cases with benefits reduced to zero	0	0	0	0%
Number of recipients with benefits reduced to zero	0	0	0	0%
Number of adult recipients with benefit reduced to zero	0	0	0	0%
Number of child recipients with benefit reduced to zero	0	0	0	0%

Note: The two-parent case count includes cases in which a parent living in the home is excluded from receiving TANF benefits but whose income is used in the TANF eligibility determination.



## DIVISION OF FAMILY RESOURCES

### Monthly Management Report

Reporting Month: October 2025

Location: Knox County

#### TANF - APPLICATIONS

	October 2025	September 2025	October 2024	Annual Change
Number of Applications	22	40	53	-58.49%

#### TANF - RECIPIENTS BY ZIP CODE

ZIP Code	Households	Recipients
47512	4	8
47524	1	1
47557	1	1
47591	24	49
47597	1	2
None	1	1
Total	32	62



## DIVISION OF FAMILY RESOURCES

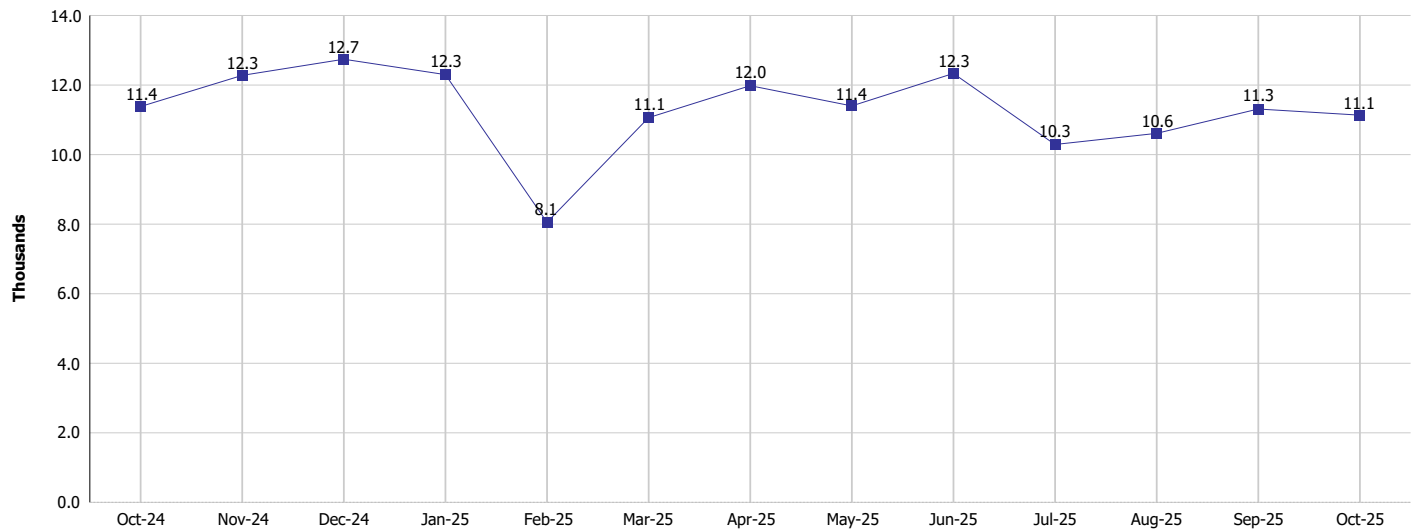
### Monthly Management Report

Reporting Month: October 2025

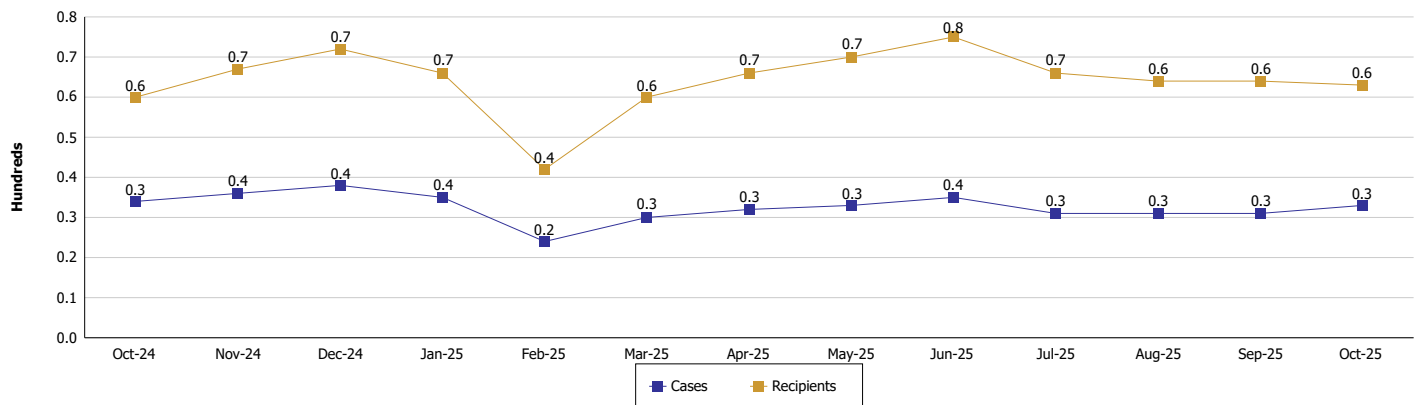
Location: Knox County

#### TEMPORARY ASSISTANCE FOR NEEDY FAMILIES (TANF)

TANF Regular And TANF Two-Parent Cash Assistance



TANF Cases and Recipients  
(TANF Regular and TANF Two-Parent)





**DIVISION OF FAMILY RESOURCES**

**Monthly Management Report**

Reporting Month: October 2025

Location: Knox County

**SUPPLEMENTAL NUTRITION ASSISTANCE PROGRAM (SNAP)**

	October 2025	September 2025	October 2024	Annual Change
Total issuance	\$776,818	\$762,501	\$833,300	-6.78%
Number of households receiving SNAP benefits	2,052	2,042	2,112	-2.84%
Number of recipients	4,110	4,102	4,318	-4.82%
Average issuance per household	\$378.57	\$373.41	\$394.55	-4.05%
Average issuance per recipient	\$189.01	\$185.89	\$192.98	-2.06%
Number of Applications	241	244	307	-21.5%



## DIVISION OF FAMILY RESOURCES

### Monthly Management Report

Reporting Month: October 2025

Location: Knox County

#### SNAP - RECIPIENTS BY ZIP CODE

ZIP Code	Households	Recipients
46176	1	5
46203	1	1
47102	1	1
47250	1	1
47403	1	1
47424	1	1
47441	2	3
47501	3	12
47512	249	524
47514	1	1
47516	31	60
47522	1	2
47524	16	31
47528	30	80
47535	18	42
47557	27	65
47561	62	126
47573	4	4
47578	13	40
47591	1,540	3,005
47596	11	22
47597	31	74
47710	1	1
47882	1	2
47977	1	1
None	4	5
<b>Totals</b>	<b>2,052</b>	<b>4,110</b>



## DIVISION OF FAMILY RESOURCES

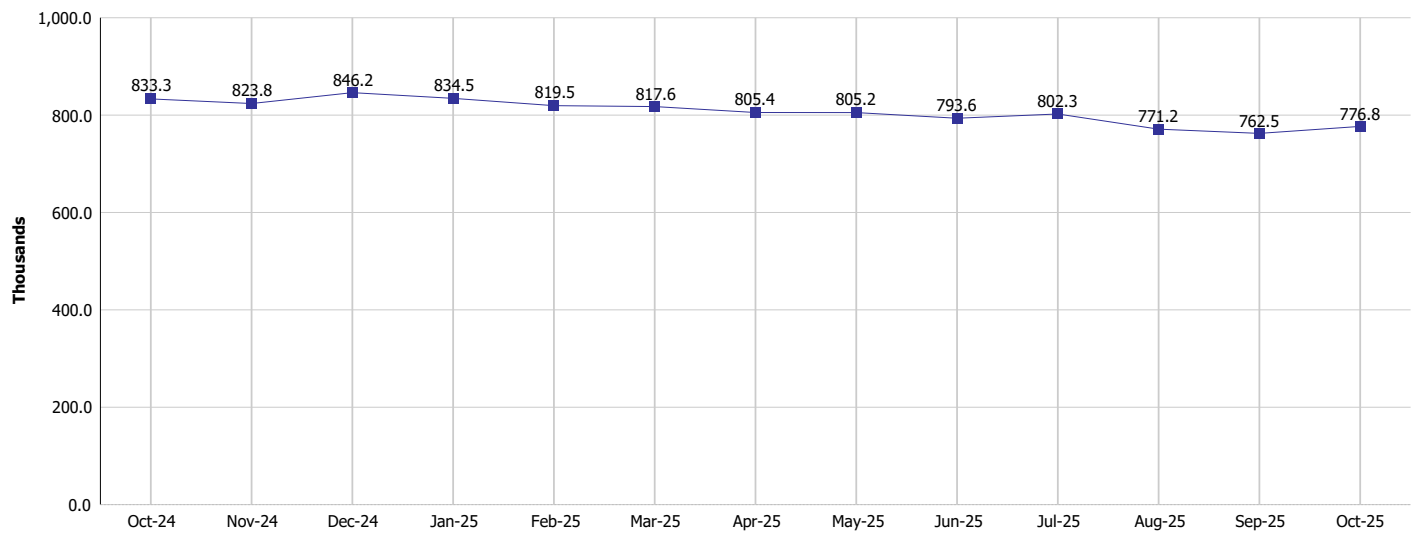
### Monthly Management Report

Reporting Month: October 2025

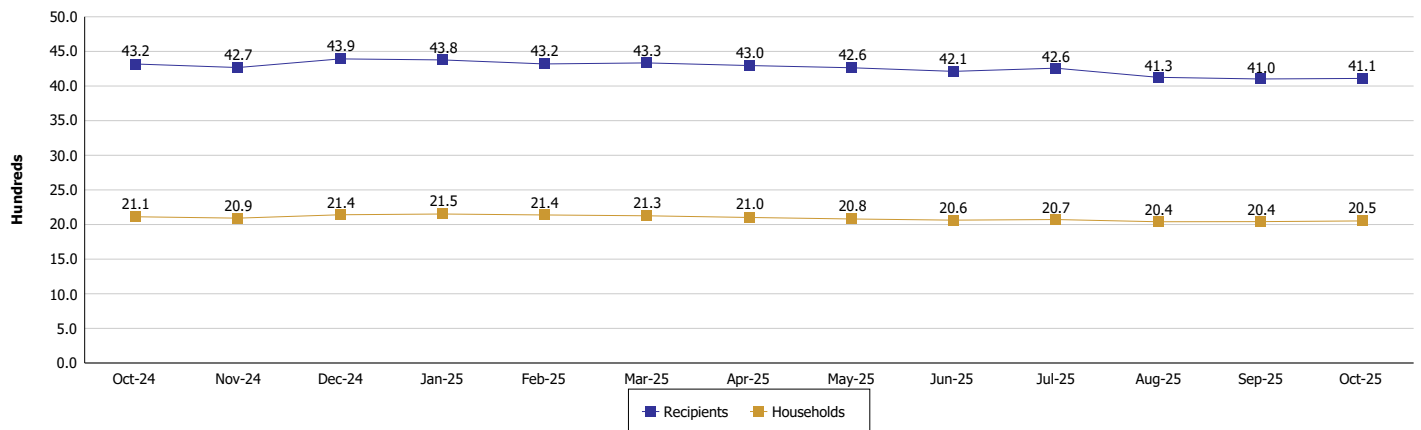
Location: Knox County

#### SUPPLEMENTAL NUTRITION ASSISTANCE PROGRAM (SNAP)

##### SNAP Issuance



##### SNAP Households and Recipients







## DIVISION OF FAMILY RESOURCES

### Monthly Management Report

Reporting Month: October 2025

Location: Knox County

#### HIP 2.0 and SNAP

	October 2025	September 2025	October 2024	Annual Change
Total HIP 2.0 Members	4,173	4,225	4,576	-8.81%
HIP Members also SNAP Recipients	1,356	1,368	1,426	-4.91%
Percentage HIP Members SNAP Recipients	32.5%	32.4%	31.2%	1.33
HIP Members SNAP ABAWDs	23	25	70	-67.14%
Percentage HIP Members SNAP ABAWDs	0.6%	0.6%	1.5%	-1.0



## DIVISION OF FAMILY RESOURCES

### Monthly Management Report

Reporting Month: October 2025

Location: Knox County

#### INDIANA MANPOWER PLACEMENT AND COMPREHENSIVE TRAINING (IMPACT)

	October 2025	September 2025	October 2024	Annual Change
Number of IMPACT cases	6	5	2	200.00%
Number of TANF IMPACT adults	3	2	0	
Number of SNAP IMPACT Cases	3	3	2	50.00%
Total number of adults employed	12	10	12	0.00%
Number of TANF IMPACT adults newly employed (within past 30 days)	1	0	0	
Number of SNAP IMPACT adults employed	11	10	12	-8.33%
Total number of adults ineligible due to employment	9	15	14	-35.71%
Number of TANF adults ineligible due to employment	0	0	0	
Number of SNAP adults ineligible due to employment	9	15	14	-35.71%

**IMPACT Caseloads**  
(SNAP, TANF, Total Caseload)

