



DIVISION OF FAMILY RESOURCES

Jackson County Monthly Management Report December 2023

State of Indiana

Eric Holcomb
Governor

Family and Social Services Administration

Dan Rusyniak, MD
Secretary

Division of Family Resources

Adrienne Shields
Director

For questions regarding data on this report contact:
office.Communications@fssa.IN.gov



State of Indiana

Published January 2024



DIVISION OF FAMILY RESOURCES

Monthly Management Report

Reporting Month: December 2023

Location: Jackson County

TEMPORARY ASSISTANCE FOR NEEDY FAMILIES (TANF)

Child-Only and One-Parent Families	December 2023	November 2023	December 2022	Annual Change
Number of families receiving TANF Grants	40	37	23	73.91%
Total number of grant recipients	79	74	40	97.50%
Number of adult grant recipients	22	21	5	340.00%
Number of child grant recipients	57	53	35	62.86%
Total payments	\$9,306	\$8,378	\$4,211	120.99%
Average payment per case	\$232.65	\$226.43	\$183.09	27.07%
Average payment per recipient	\$117.80	\$113.22	\$105.28	11.90%
Number of cases with benefits reduced to zero	2	2	0	0%
Number of recipients with benefits reduced to zero	4	4	0	0%
Number of adult recipients with benefit reduced to zero	1	1	0	0%
Number of child recipients with benefit reduced to zero	3	3	0	0%

Two-Parent Families	December 2023	November 2023	December 2022	Annual Change
Number of families receiving TANF Grants	11	12	4	175.00%
Total number of grant recipients	36	39	12	200.00%
Number of adult grant recipients	22	24	7	214.29%
Number of child grant recipients	14	15	5	180.00%
Total payments	\$3,644	\$3,964	\$1,152	216.32%
Average payment per case	\$331.27	\$330.33	\$288.00	15.03%
Average payment per recipient	\$101.22	\$101.64	\$96.00	5.44%
Number of cases with benefits reduced to zero	0	0	0	0%
Number of recipients with benefits reduced to zero	0	0	0	0%
Number of adult recipients with benefit reduced to zero	0	0	0	0%
Number of child recipients with benefit reduced to zero	0	0	0	0%

Note:

For August 2021, a one time payment of \$400 per recipient was included in the Total payments and Average payments. TANF section rules changed to reflect Federal reporting logic effective September 2021. For August 2022, a one-time payment of \$269 per recipient was included in the Total payments and Average payments.

Source:



DIVISION OF FAMILY RESOURCES

Monthly Management Report

Reporting Month: December 2023

Location: Jackson County

TANF - APPLICATIONS

	December 2023	November 2023	December 2022	Annual Change
Number of Applications	40	45	50	-20.00%

TANF - RECIPIENTS BY ZIP CODE

ZIP Code	Households	Recipients
47220	3	9
47235	1	1
47260	2	3
47274	45	102
Total	51	115



DIVISION OF FAMILY RESOURCES

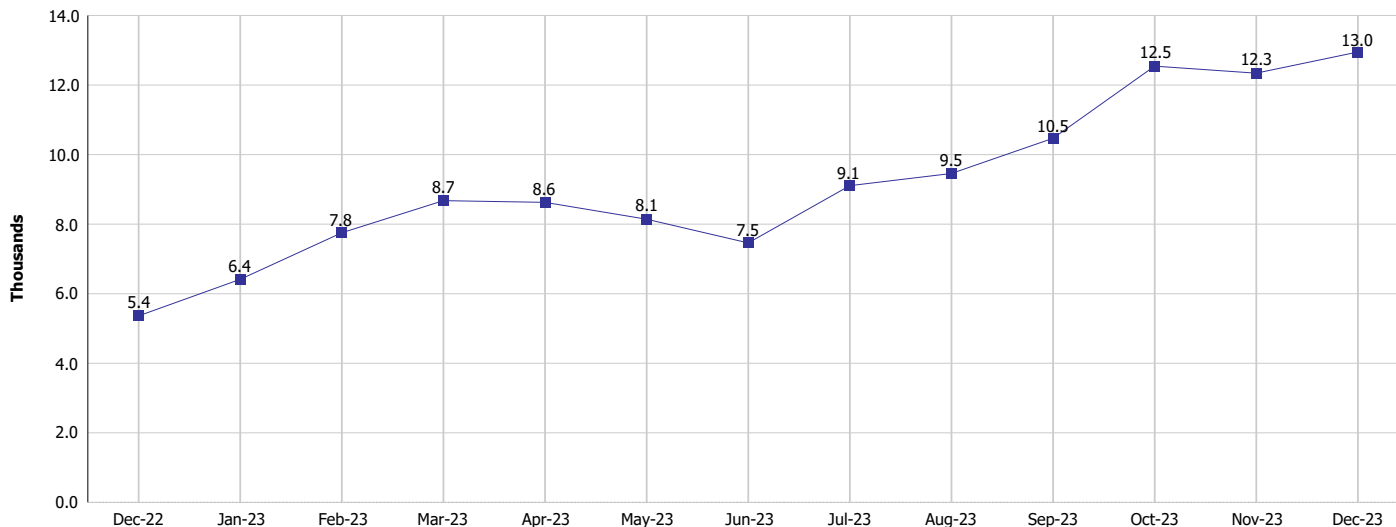
Monthly Management Report

Reporting Month: December 2023

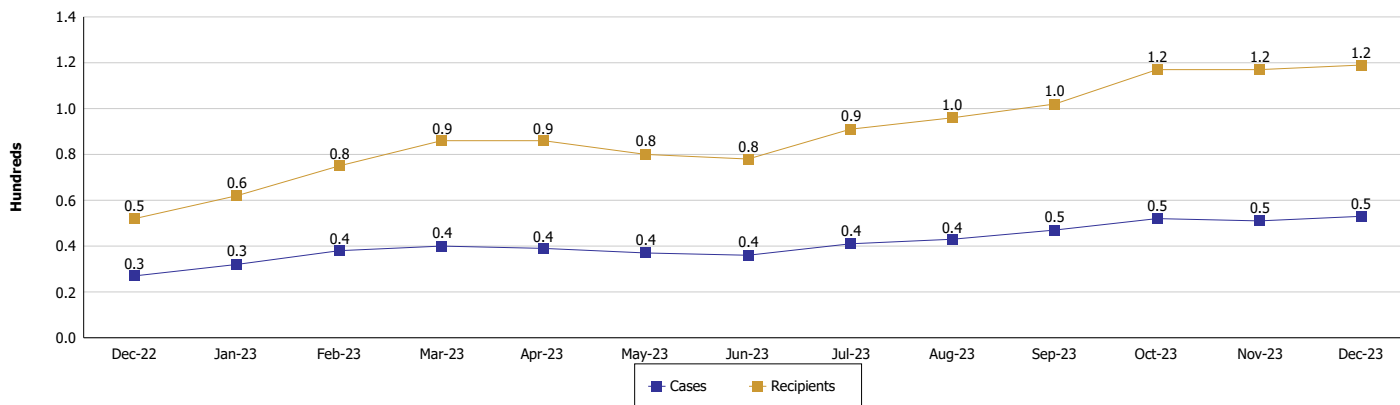
Location: Jackson County

TEMPORARY ASSISTANCE FOR NEEDY FAMILIES (TANF)

TANF Regular And TANF Two-Parent Cash Assistance



TANF Cases and Recipients (TANF Regular and TANF Two-Parent)



Note:

For August 2021, a one time payment of \$400 per recipient was included in the Total payments and Average payments. TANF section rules changed to reflect Federal reporting logic effective September 2021.
 For August 2022, a one-time payment of \$269 per recipient was included in the Total payments and Average payments.



DIVISION OF FAMILY RESOURCES

Monthly Management Report

Reporting Month: December 2023

Location: Jackson County

SUPPLEMENTAL NUTRITION ASSISTANCE PROGRAM (SNAP)

	December 2023	November 2023	December 2022	Annual Change
Total issuance	\$786,199	\$787,238	\$693,429	13.38%
Number of households receiving SNAP benefits	1,959	1,953	1,786	9.69%
Number of recipients	3,899	3,880	3,627	7.5%
Average issuance per household	\$401.33	\$403.09	\$388.26	3.37%
Average issuance per recipient	\$201.64	\$202.9	\$191.19	5.47%
Number of Applications	199	227	242	-17.77%



DIVISION OF FAMILY RESOURCES

Monthly Management Report

Reporting Month: December 2023

Location: Jackson County

SNAP - RECIPIENTS BY ZIP CODE

ZIP Code	Households	Recipients
46117	1	1
46231	1	2
46254	1	1
46268	1	1
47102	9	16
47170	2	6
47201	1	1
47203	1	1
47220	208	450
47228	1	2
47229	136	271
47230	2	2
47235	59	119
47260	109	217
47264	38	81
47265	2	3
47274	1,365	2,679
47281	19	38
47421	2	5
47838	1	3
Totals	1,959	3,899



DIVISION OF FAMILY RESOURCES

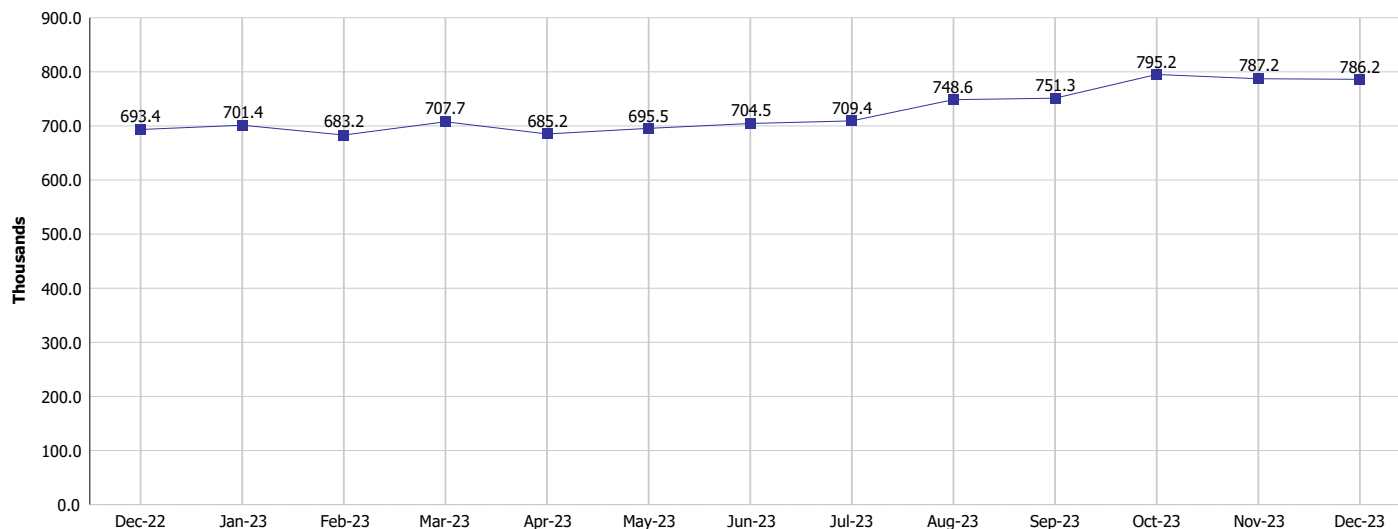
Monthly Management Report

Reporting Month: December 2023

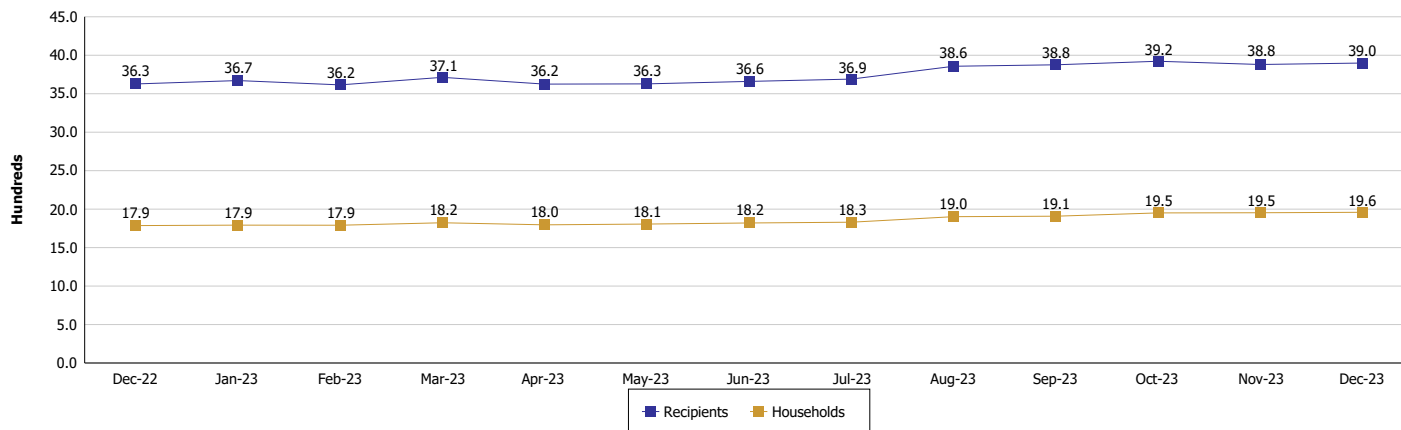
Location: Jackson County

SUPPLEMENTAL NUTRITION ASSISTANCE PROGRAM (SNAP)

SNAP Issuance



SNAP Households and Recipients



Note:

Run Date: Jan 12, 2024



DIVISION OF FAMILY RESOURCES

Monthly Management Report

Reporting Month: December 2023

Location: Jackson County

HIP 2.0 and SNAP

	December 2023	November 2023	December 2022	Annual Change
Total HIP 2.0 Members	5,343	5,324	5,511	-3.05%
HIP Members also SNAP Recipients	1,195	1,173	1,093	9.33%
Percentage HIP Members SNAP Recipients	22.4%	22.0%	19.8%	2.53
HIP Members SNAP ABAWDs	75	78	86	-12.79%
Percentage HIP Members SNAP ABAWDs	1.4%	1.5%	1.6%	-0.2



DIVISION OF FAMILY RESOURCES

Monthly Management Report

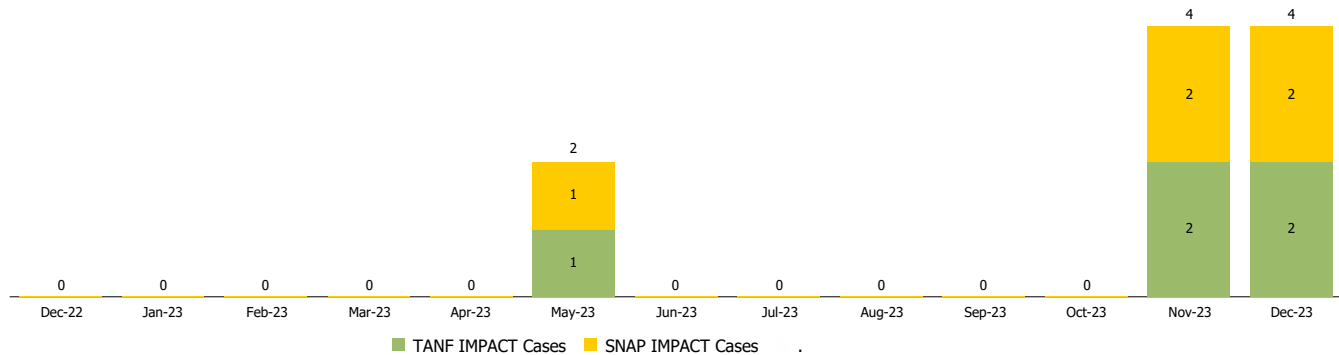
Reporting Month: December 2023

Location: Jackson County

INDIANA MANPOWER PLACEMENT AND COMPREHENSIVE TRAINING (IMPACT)

	December 2023	November 2023	December 2022	Annual Change
Number of IMPACT cases	4	4	0	
Number of TANF IMPACT adults	2	2	0	
Number of SNAP IMPACT Cases	2	2	0	
Total number of adults employed	6	9	22	-72.73%
Number of TANF IMPACT adults newly employed (within past 30 days)	2	1	0	
Number of SNAP IMPACT adults employed	4	8	22	-81.82%
Total number of adults ineligible due to employment	13	15	15	-13.33%
Number of TANF adults ineligible due to employment	1	0	1	0.00%
Number of SNAP adults ineligible due to employment	12	15	14	-14.29%

IMPACT Caseloads
(SNAP, TANF, Total Caseload)



Note:

Effective January 2022, these numbers have been adjusted to reflect only those actually participating in IMPACT.