



## DIVISION OF FAMILY RESOURCES

# Fulton County Monthly Management Report July 2021

### State of Indiana

Eric Holcomb  
Governor

### Family and Social Services Administration

Jennifer Sullivan, M.D.  
Secretary

### Division of Family Resources

Adrienne Shields  
Director

For questions regarding data on this report contact:  
[office.Communications@fssa.IN.gov](mailto:office.Communications@fssa.IN.gov)



## State of Indiana

Published August 2021



## DIVISION OF FAMILY RESOURCES

### Monthly Management Report

Reporting Month: July 2021

Location: Fulton County

#### TEMPORARY ASSISTANCE FOR NEEDY FAMILIES (TANF)

Child-Only and One-Parent Families	Jul 31, 2021	June 2021	July 2020	Annual Change
Number of families receiving TANF Grants	14	14	26	-46.15%
Total number of grant recipients	26	26	53	-50.94%
Number of adult grant recipients	5	6	9	-44.44%
Number of child grant recipients	21	20	44	-52.27%
Total payments	\$2,627	\$2,838	\$4,971	-47.15%
Average payment per case	\$187.64	\$202.71	\$191.19	-1.86%
Average payment per recipient	\$101.04	\$109.15	\$93.79	7.73%
Number of cases with benefits reduced to zero	1	1	1	0.00%
Number of recipients with benefits reduced to zero	2	2	2	0.00%
Number of adult recipients with benefit reduced to zero	1	1	1	0.00%
Number of child recipients with benefit reduced to zero	1	1	1	0.00%

Two-Parent Families	Jul 31, 2021	June 2021	July 2020	Annual Change
Number of families receiving TANF Grants	3	4	2	50.00%
Total number of grant recipients	6	9	7	-14.29%
Number of adult grant recipients	2	1	2	0.00%
Number of child grant recipients	4	8	5	-20.00%
Total payments	\$656	\$881	\$602	8.97%
Average payment per case	\$218.67	\$220.25	\$301.00	-27.35%
Average payment per recipient	\$109.33	\$97.89	\$86.00	27.13%
Number of cases with benefits reduced to zero	0	0	0	0%
Number of recipients with benefits reduced to zero	0	0	0	0%
Number of adult recipients with benefit reduced to zero	0	0	0	0%
Number of child recipients with benefit reduced to zero	0	0	0	0%

**Note:**

All data July 2014 and following will be broken out according to the new DFR region structure effective July 1 2014.

Source:



# DIVISION OF FAMILY RESOURCES

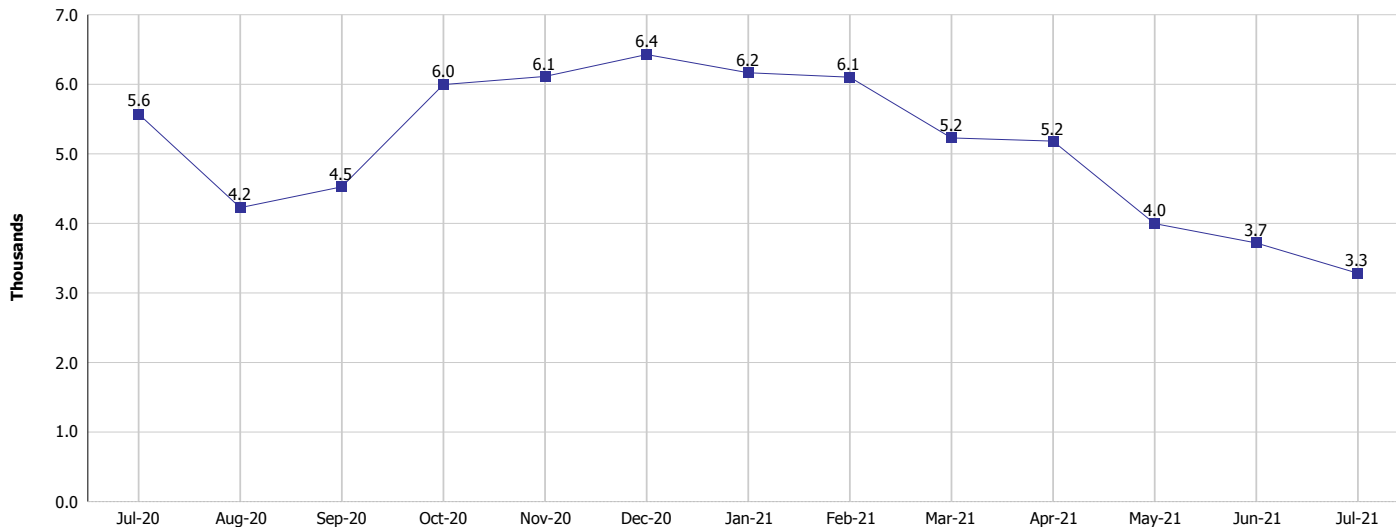
## Monthly Management Report

Reporting Month: July 2021

Location: Fulton County

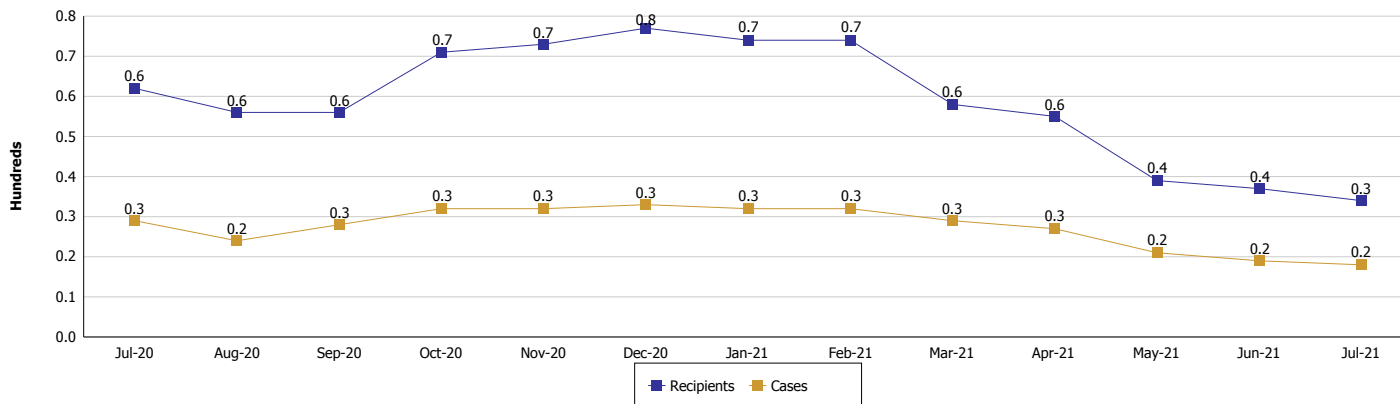
### TEMPORARY ASSISTANCE FOR NEEDY FAMILIES (TANF)

#### TANF Regular And TANF Two-Parent Cash Assistance



#### TANF Cases and Recipients

(TANF Regular and TANF Two-Parent)



**Note:**

All data July 2014 and following will be broken out according to the new DFR region structure effective July 1 2014.



## DIVISION OF FAMILY RESOURCES

### Monthly Management Report

Reporting Month: July 2021

Location: Fulton County

#### SUPPLEMENTAL NUTRITION ASSISTANCE PROGRAM (SNAP)

	July 2021	June 2021	July 2020	Annual Change
Total issuance	\$390,530	\$412,913	\$339,009	15.20%
Number of households receiving SNAP benefits	779	816	833	-6.48%
Number of recipients	1,715	1,821	1,921	-10.72%
Average issuance per household	\$501.32	\$506.02	\$406.97	23.18%
Average issuance per recipient	\$227.71	\$226.75	\$176.48	29.03%

**Note:**

All data July 2014 and following will be broken out according to the new DFR region structure effective July 1 2014.



# DIVISION OF FAMILY RESOURCES

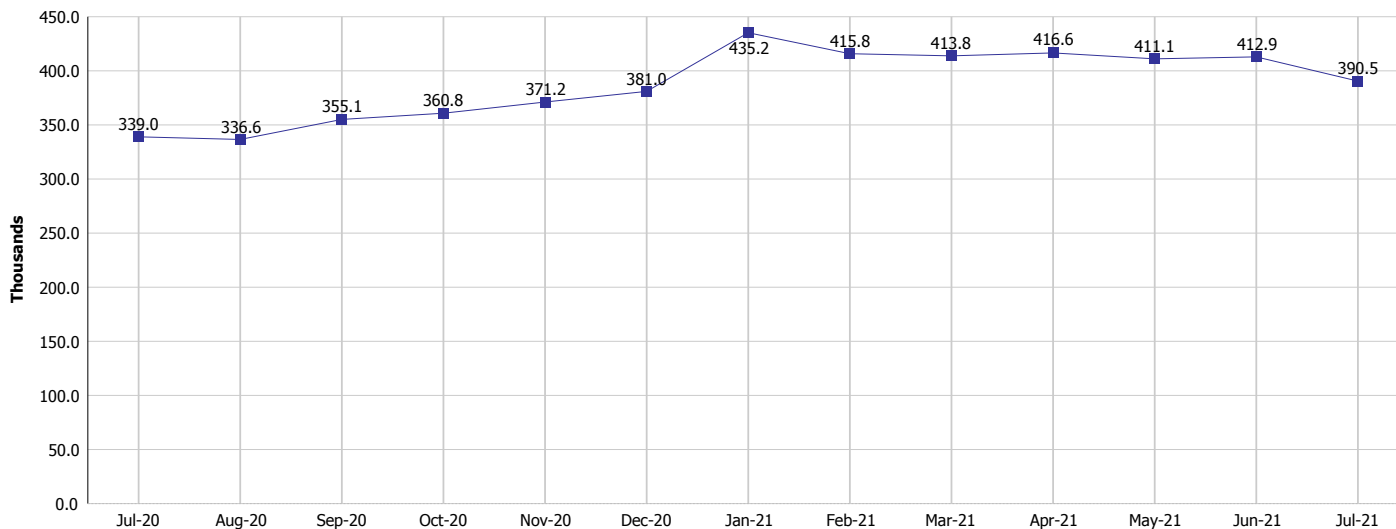
## Monthly Management Report

Reporting Month: July 2021

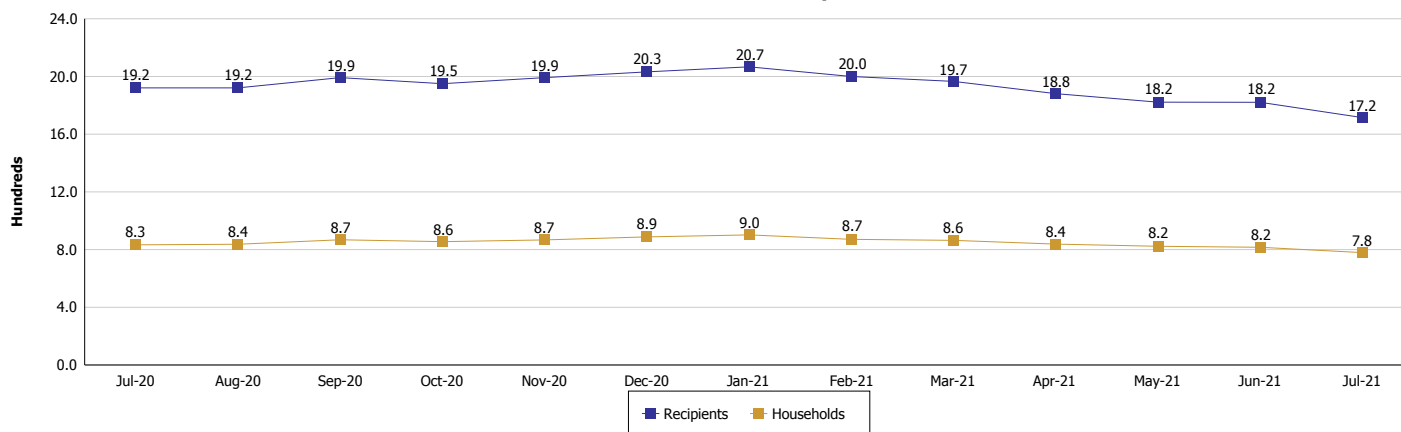
Location: Fulton County

### SUPPLEMENTAL NUTRITION ASSISTANCE PROGRAM (SNAP)

#### SNAP Issuance



#### SNAP Households and Recipients



**Note:**

All data July 2014 and following will be broken out according to the new DFR region structure effective July 1 2014.



## DIVISION OF FAMILY RESOURCES

### Monthly Management Report

Reporting Month: July 2021

Location: Fulton County

#### HIP 2.0 and SNAP

	July 2021	June 2021	July 2020	Annual Change
Total HIP 2.0 Members	2,158	2,112	1,605	34.45%
HIP Members also SNAP Recipients	507	562	501	1.20%
Percentage HIP Members SNAP Recipients	23.5%	26.6%	31.2%	-7.72
HIP Members SNAP ABAWDs	0	0	3	-100.00%
Percentage HIP Members SNAP ABAWDs	0	0	0.2%	-0.2

**Note:**

All data July 2014 and following will be broken out according to the new DFR region structure effective July 1 2014.



## DIVISION OF FAMILY RESOURCES

### Monthly Management Report

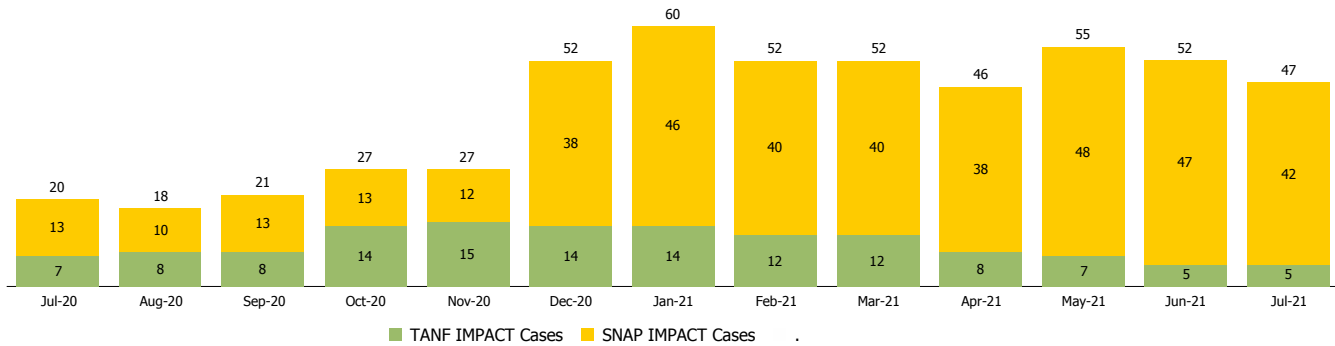
Reporting Month: July 2021

Location: Fulton County

#### INDIANA MANPOWER PLACEMENT AND COMPREHENSIVE TRAINING (IMPACT)

	July 2021	June 2021	July 2020	Annual Change
Number of IMPACT cases	47	52	20	135.00%
Number of TANF IMPACT adults	5	5	7	-28.57%
Number of SNAP IMPACT Cases	42	47	13	223.08%
Total number of adults employed	4	11	6	-33.33%
Number of TANF IMPACT adults newly employed (within past 30 days)	1	0	1	0.00%
Number of SNAP IMPACT adults employed	3	11	5	-40.00%
Total number of adults ineligible due to employment	13	8	11	18.18%
Number of TANF adults ineligible due to employment	0	0	0	
Number of SNAP adults ineligible due to employment	13	8	11	18.18%

**IMPACT Caseloads**  
(SNAP, TANF, Total Caseload)



**Note:**

All data July 2014 and following will be broken out according to the new DFR region structure effective July 1 2014.