



DIVISION OF FAMILY RESOURCES

Fayette County Monthly Management Report July 2021

State of Indiana

Eric Holcomb
Governor

Family and Social Services Administration

Jennifer Sullivan, M.D.
Secretary

Division of Family Resources

Adrienne Shields
Director

For questions regarding data on this report contact:
office.Communications@fssa.IN.gov



State of Indiana

Published August 2021



DIVISION OF FAMILY RESOURCES

Monthly Management Report

Reporting Month: July 2021

Location: Fayette County

TEMPORARY ASSISTANCE FOR NEEDY FAMILIES (TANF)

Child-Only and One-Parent Families	Jul 31, 2021	June 2021	July 2020	Annual Change
Number of families receiving TANF Grants	46	48	54	-14.81%
Total number of grant recipients	76	82	92	-17.39%
Number of adult grant recipients	13	15	11	18.18%
Number of child grant recipients	63	67	81	-22.22%
Total payments	\$8,464	\$9,084	\$9,680	-12.56%
Average payment per case	\$184.00	\$189.25	\$179.26	2.64%
Average payment per recipient	\$111.37	\$110.78	\$105.22	5.85%
Number of cases with benefits reduced to zero	2	1	0	0%
Number of recipients with benefits reduced to zero	4	1	0	0%
Number of adult recipients with benefit reduced to zero	1	0	0	0%
Number of child recipients with benefit reduced to zero	3	1	0	0%

Two-Parent Families	Jul 31, 2021	June 2021	July 2020	Annual Change
Number of families receiving TANF Grants	13	13	10	30.00%
Total number of grant recipients	30	30	31	-3.23%
Number of adult grant recipients	10	10	12	-16.67%
Number of child grant recipients	20	20	19	5.26%
Total payments	\$2,797	\$2,797	\$2,646	5.71%
Average payment per case	\$215.15	\$215.15	\$264.60	-18.69%
Average payment per recipient	\$93.23	\$93.23	\$85.35	9.23%
Number of cases with benefits reduced to zero	1	1	1	0.00%
Number of recipients with benefits reduced to zero	4	4	4	0.00%
Number of adult recipients with benefit reduced to zero	1	1	1	0.00%
Number of child recipients with benefit reduced to zero	3	3	3	0.00%

Note:

All data July 2014 and following will be broken out according to the new DFR region structure effective July 1 2014.

Source:



DIVISION OF FAMILY RESOURCES

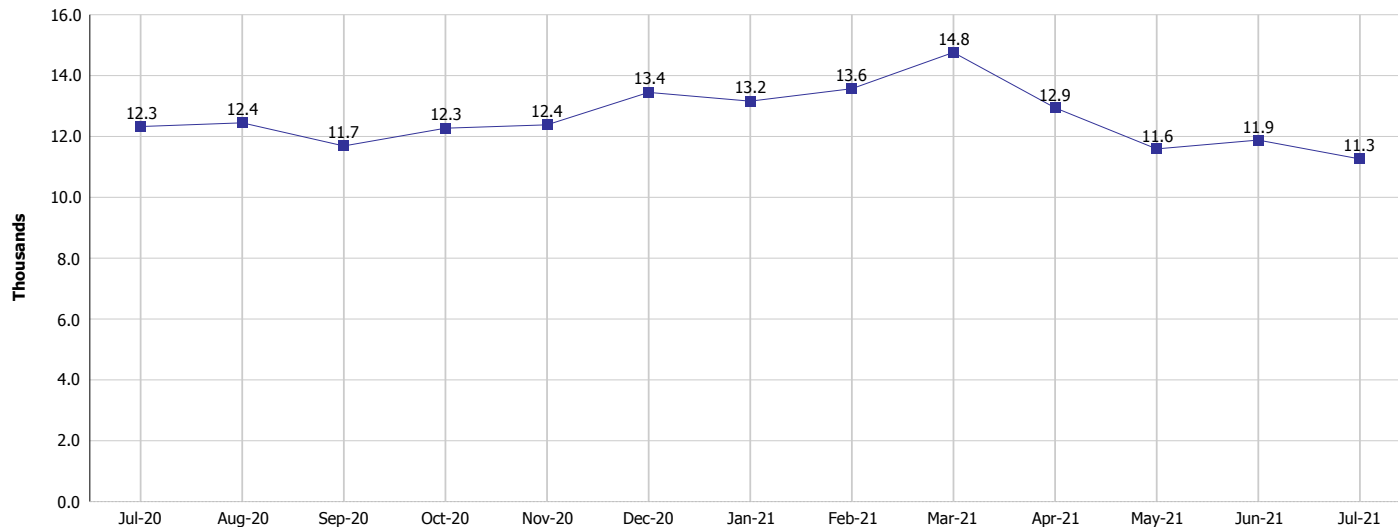
Monthly Management Report

Reporting Month: July 2021

Location: Fayette County

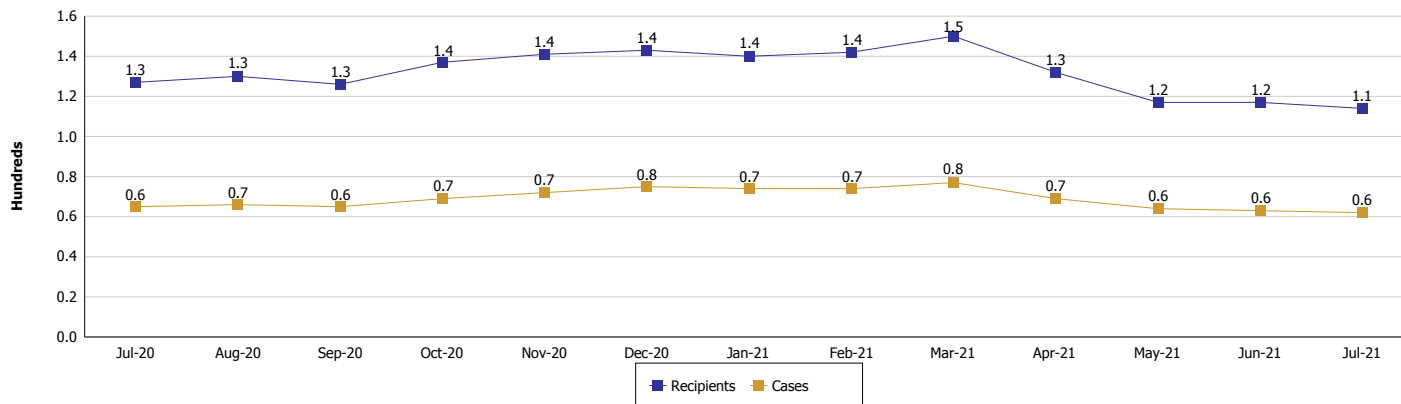
TEMPORARY ASSISTANCE FOR NEEDY FAMILIES (TANF)

TANF Regular And TANF Two-Parent Cash Assistance



TANF Cases and Recipients

(TANF Regular and TANF Two-Parent)



Note:

All data July 2014 and following will be broken out according to the new DFR region structure effective July 1 2014.



DIVISION OF FAMILY RESOURCES

Monthly Management Report

Reporting Month: July 2021

Location: Fayette County

SUPPLEMENTAL NUTRITION ASSISTANCE PROGRAM (SNAP)

	July 2021	June 2021	July 2020	Annual Change
Total issuance	\$885,163	\$873,370	\$668,384	32.43%
Number of households receiving SNAP benefits	1,970	1,956	1,921	2.55%
Number of recipients	3,841	3,798	3,786	1.45%
Average issuance per household	\$449.32	\$446.51	\$347.94	29.14%
Average issuance per recipient	\$230.45	\$229.96	\$176.54	30.54%

Note:

All data July 2014 and following will be broken out according to the new DFR region structure effective July 1 2014.



DIVISION OF FAMILY RESOURCES

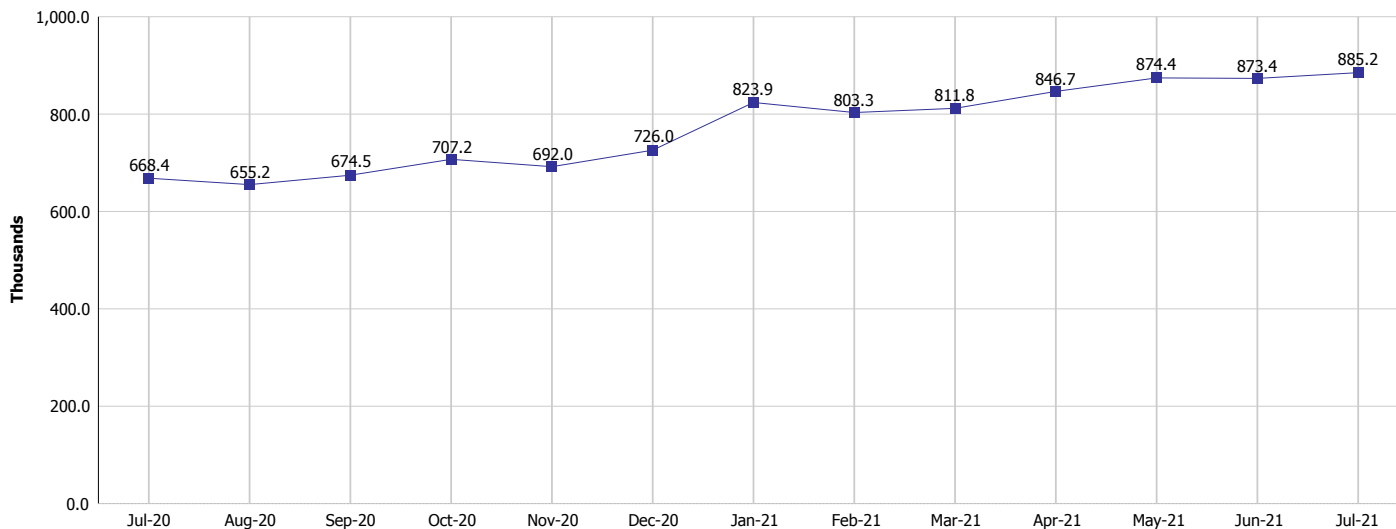
Monthly Management Report

Reporting Month: July 2021

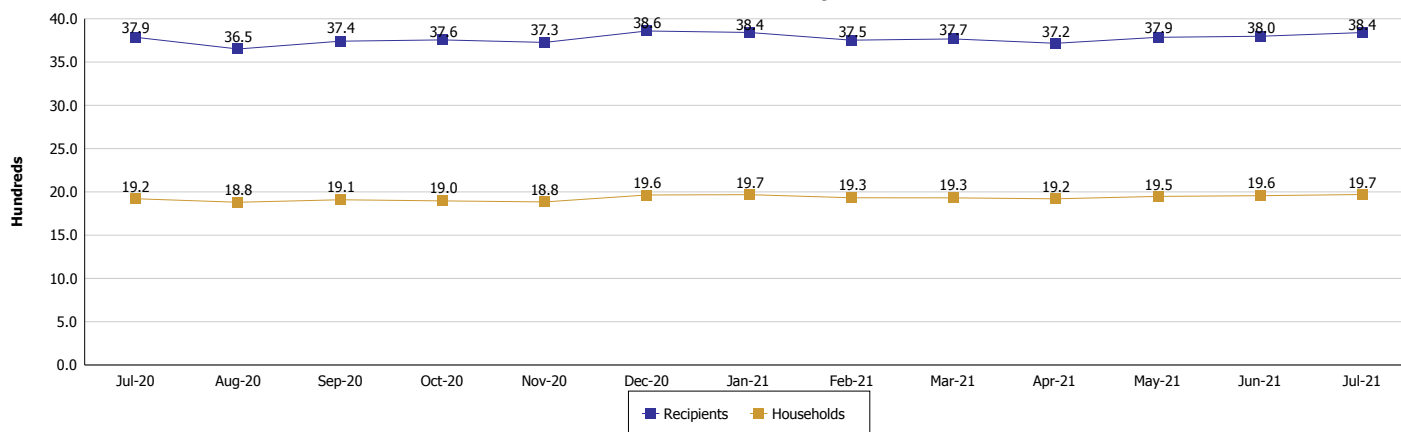
Location: Fayette County

SUPPLEMENTAL NUTRITION ASSISTANCE PROGRAM (SNAP)

SNAP Issuance



SNAP Households and Recipients



Note:

All data July 2014 and following will be broken out according to the new DFR region structure effective July 1 2014.



DIVISION OF FAMILY RESOURCES

Monthly Management Report

Reporting Month: July 2021

Location: Fayette County

HIP 2.0 and SNAP

	July 2021	June 2021	July 2020	Annual Change
Total HIP 2.0 Members	3,644	3,589	2,800	30.14%
HIP Members also SNAP Recipients	1,259	1,254	1,127	11.71%
Percentage HIP Members SNAP Recipients	34.5%	34.9%	40.2%	-5.70
HIP Members SNAP ABAWDs	0	0	0	0%
Percentage HIP Members SNAP ABAWDs	0	0	0	0.0

Note:

All data July 2014 and following will be broken out according to the new DFR region structure effective July 1 2014.



DIVISION OF FAMILY RESOURCES

Monthly Management Report

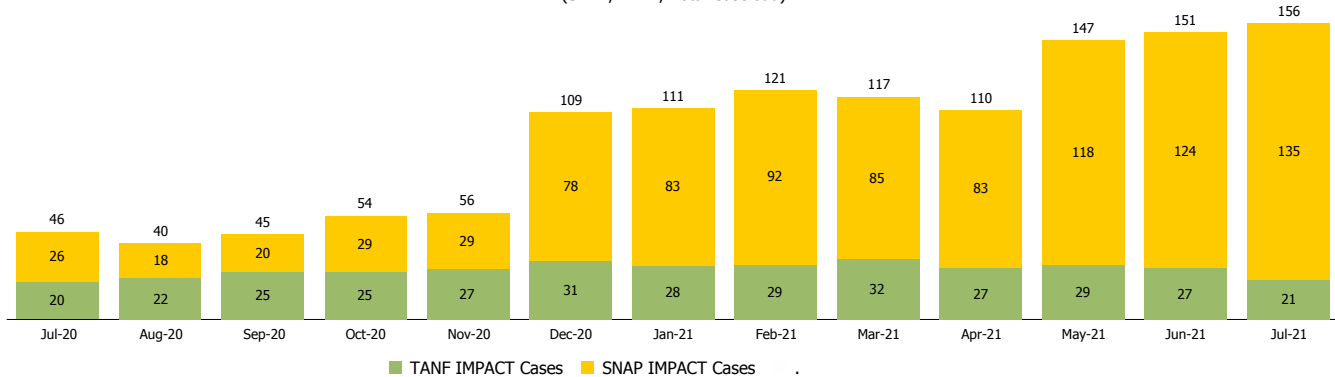
Reporting Month: July 2021

Location: Fayette County

INDIANA MANPOWER PLACEMENT AND COMPREHENSIVE TRAINING (IMPACT)

	July 2021	June 2021	July 2020	Annual Change
Number of IMPACT cases	156	151	46	239.13%
Number of TANF IMPACT adults	21	27	20	5.00%
Number of SNAP IMPACT Cases	135	124	26	419.23%
Total number of adults employed	14	11	5	180.00%
Number of TANF IMPACT adults newly employed (within past 30 days)	1	1	1	0.00%
Number of SNAP IMPACT adults employed	13	10	4	225.00%
Total number of adults ineligible due to employment	21	21	83	-74.70%
Number of TANF adults ineligible due to employment	0	1	0	
Number of SNAP adults ineligible due to employment	21	20	83	-74.70%

IMPACT Caseloads
(SNAP, TANF, Total Caseload)



Note:

All data July 2014 and following will be broken out according to the new DFR region structure effective July 1 2014.