



## DIVISION OF FAMILY RESOURCES

# Dubois County Monthly Management Report December 2023

### State of Indiana

Eric Holcomb  
Governor

### Family and Social Services Administration

Dan Rusyniak, MD  
Secretary

### Division of Family Resources

Adrienne Shields  
Director

For questions regarding data on this report contact:  
[office.Communications@fssa.IN.gov](mailto:office.Communications@fssa.IN.gov)



## State of Indiana

Published January 2024



## DIVISION OF FAMILY RESOURCES

### Monthly Management Report

Reporting Month: December 2023

Location: Dubois County

#### TEMPORARY ASSISTANCE FOR NEEDY FAMILIES (TANF)

Child-Only and One-Parent Families	December 2023	November 2023	December 2022	Annual Change
Number of families receiving TANF Grants	19	18	13	46.15%
Total number of grant recipients	41	38	28	46.43%
Number of adult grant recipients	9	8	3	200.00%
Number of child grant recipients	32	30	25	28.00%
Total payments	\$4,077	\$3,877	\$2,508	62.56%
Average payment per case	\$214.58	\$215.39	\$192.92	11.23%
Average payment per recipient	\$99.44	\$102.03	\$89.57	11.02%
Number of cases with benefits reduced to zero	2	2	0	0%
Number of recipients with benefits reduced to zero	5	5	0	0%
Number of adult recipients with benefit reduced to zero	0	0	0	0%
Number of child recipients with benefit reduced to zero	5	5	0	0%

Two-Parent Families	December 2023	November 2023	December 2022	Annual Change
Number of families receiving TANF Grants	6	6	3	100.00%
Total number of grant recipients	21	21	9	133.33%
Number of adult grant recipients	12	12	6	100.00%
Number of child grant recipients	9	9	3	200.00%
Total payments	\$1,983	\$1,983	\$864	129.51%
Average payment per case	\$330.50	\$330.50	\$288.00	14.76%
Average payment per recipient	\$94.43	\$94.43	\$96.00	-1.64%
Number of cases with benefits reduced to zero	0	0	0	0%
Number of recipients with benefits reduced to zero	0	0	0	0%
Number of adult recipients with benefit reduced to zero	0	0	0	0%
Number of child recipients with benefit reduced to zero	0	0	0	0%

**Note:**

For August 2021, a one time payment of \$400 per recipient was included in the Total payments and Average payments. TANF section rules changed to reflect Federal reporting logic effective September 2021. For August 2022, a one-time payment of \$269 per recipient was included in the Total payments and Average payments.

Source:



# DIVISION OF FAMILY RESOURCES

## Monthly Management Report

Reporting Month: December 2023	Location: Dubois County
--------------------------------	-------------------------

### TANF - APPLICATIONS

	December 2023	November 2023	December 2022	Annual Change
<b>Number of Applications</b>	36	42	64	-43.75%

### TANF - RECIPIENTS BY ZIP CODE

ZIP Code	Households	Recipients
47513	1	1
47527	1	2
47542	10	29
47546	13	30
<b>Total</b>	<b>25</b>	<b>62</b>



# DIVISION OF FAMILY RESOURCES

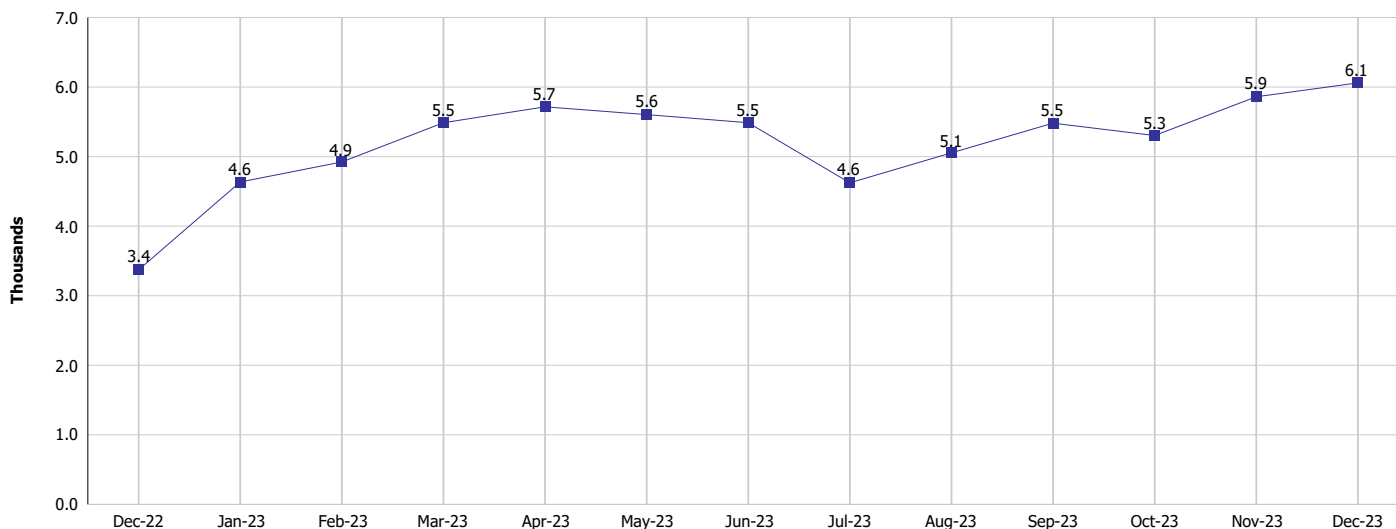
## Monthly Management Report

Reporting Month: December 2023

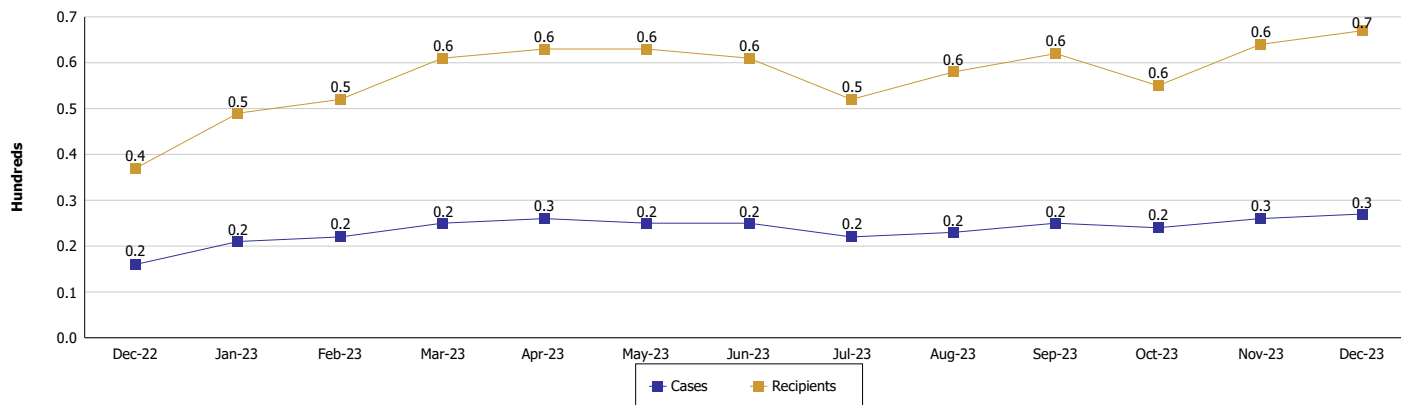
Location: Dubois County

### TEMPORARY ASSISTANCE FOR NEEDY FAMILIES (TANF)

#### TANF Regular And TANF Two-Parent Cash Assistance



#### TANF Cases and Recipients (TANF Regular and TANF Two-Parent)



**Note:**

For August 2021, a one time payment of \$400 per recipient was included in the Total payments and Average payments. TANF section rules changed to reflect Federal reporting logic effective September 2021. For August 2022, a one-time payment of \$269 per recipient was included in the Total payments and Average payments.



## DIVISION OF FAMILY RESOURCES

### Monthly Management Report

Reporting Month: December 2023

Location: Dubois County

#### SUPPLEMENTAL NUTRITION ASSISTANCE PROGRAM (SNAP)

	December 2023	November 2023	December 2022	Annual Change
Total issuance	\$333,877	\$328,586	\$303,691	9.94%
Number of households receiving SNAP benefits	851	846	810	5.06%
Number of recipients	1,699	1,688	1,633	4.04%
Average issuance per household	\$392.33	\$388.4	\$374.93	4.64%
Average issuance per recipient	\$196.51	\$194.66	\$185.97	5.67%
Number of Applications	131	136	139	-5.76%



## DIVISION OF FAMILY RESOURCES

### Monthly Management Report

Reporting Month: December 2023

Location: Dubois County

#### SNAP - RECIPIENTS BY ZIP CODE

ZIP Code	Households	Recipients
47432	5	12
47441	1	1
47513	47	112
47521	6	21
47523	5	14
47527	34	79
47532	35	68
47541	20	48
47542	243	492
47546	443	827
47564	1	2
47567	1	4
47575	6	14
47580	1	1
None	3	4
<b>Totals</b>	<b>851</b>	<b>1,699</b>



## DIVISION OF FAMILY RESOURCES

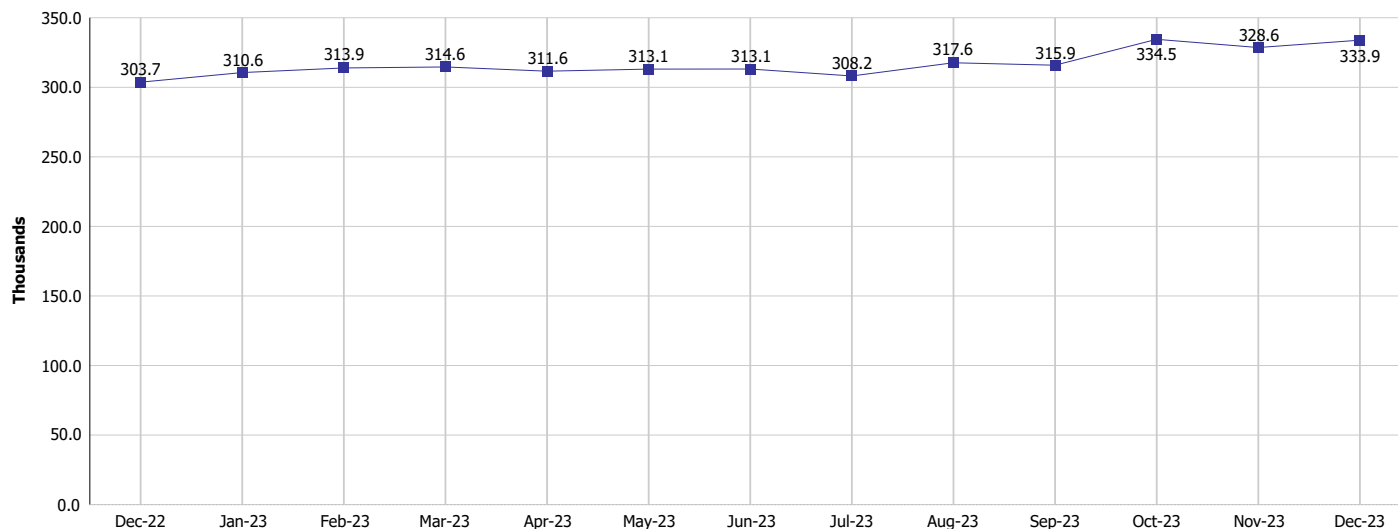
### Monthly Management Report

Reporting Month: December 2023

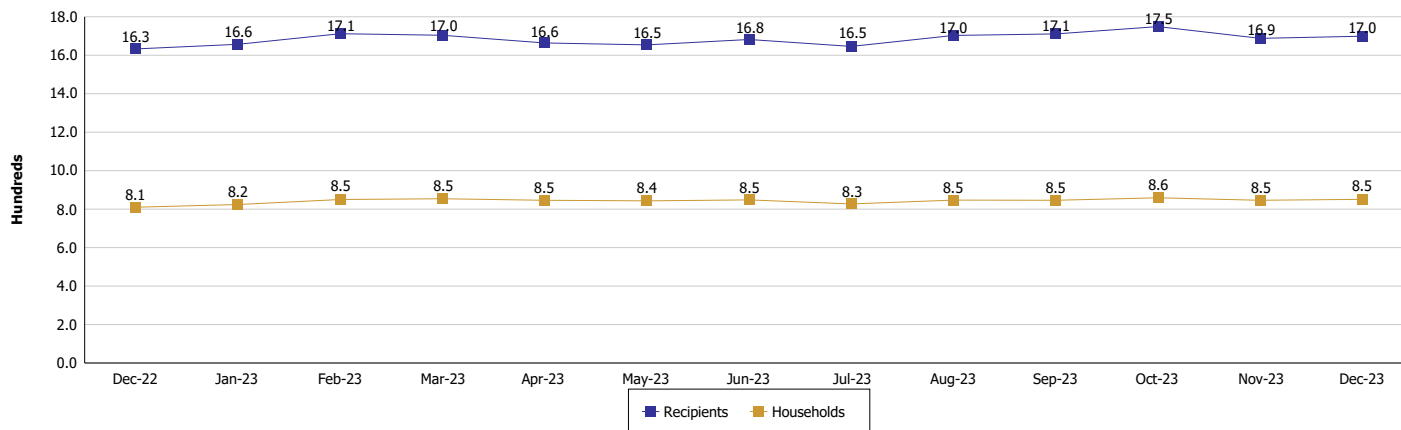
Location: Dubois County

#### SUPPLEMENTAL NUTRITION ASSISTANCE PROGRAM (SNAP)

##### SNAP Issuance



##### SNAP Households and Recipients



**Note:**

Run Date: Jan 12, 2024



## DIVISION OF FAMILY RESOURCES

### Monthly Management Report

Reporting Month: December 2023

Location: Dubois County

#### HIP 2.0 and SNAP

	December 2023	November 2023	December 2022	Annual Change
Total HIP 2.0 Members	2,948	2,966	3,029	-2.67%
HIP Members also SNAP Recipients	498	462	417	19.42%
Percentage HIP Members SNAP Recipients	16.9%	15.6%	13.8%	3.13
HIP Members SNAP ABAWDs	48	37	24	100.00%
Percentage HIP Members SNAP ABAWDs	1.6%	1.2%	0.8%	0.8



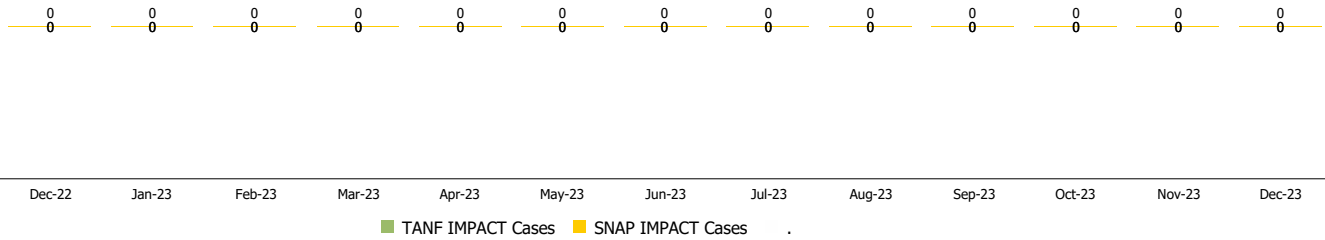
**Monthly Management Report**

Reporting Month: December 2023 Location: Dubois County

**INDIANA MANPOWER PLACEMENT AND COMPREHENSIVE TRAINING (IMPACT)**

	December 2023	November 2023	December 2022	Annual Change
Number of IMPACT cases	0	0	0	
Number of TANF IMPACT adults	0	0	0	
Number of SNAP IMPACT Cases	0	0	0	
Total number of adults employed	11	4	4	175.00%
Number of TANF IMPACT adults newly employed (within past 30 days)	1	0	0	
Number of SNAP IMPACT adults employed	10	4	4	150.00%
Total number of adults ineligible due to employment	5	15	4	25.00%
Number of TANF adults ineligible due to employment	0	1	0	
Number of SNAP adults ineligible due to employment	5	14	4	25.00%

**IMPACT Caseloads**  
(SNAP, TANF, Total Caseload)



**Note:** Effective January 2022, these numbers have been adjusted to reflect only those actually participating in IMPACT.