



DIVISION OF FAMILY RESOURCES

Dekalb County Monthly Management Report December 2023

State of Indiana

Eric Holcomb
Governor

Family and Social Services Administration

Dan Rusyniak, MD
Secretary

Division of Family Resources

Adrienne Shields
Director

For questions regarding data on this report contact:
office.Communications@fssa.IN.gov



State of Indiana

Published January 2024



DIVISION OF FAMILY RESOURCES

Monthly Management Report

Reporting Month: December 2023

Location: Dekalb County

TEMPORARY ASSISTANCE FOR NEEDY FAMILIES (TANF)

Child-Only and One-Parent Families	December 2023	November 2023	December 2022	Annual Change
Number of families receiving TANF Grants	18	19	16	12.50%
Total number of grant recipients	38	39	26	46.15%
Number of adult grant recipients	3	3	0	0%
Number of child grant recipients	35	36	26	34.62%
Total payments	\$3,994	\$4,117	\$2,595	53.91%
Average payment per case	\$221.89	\$216.68	\$162.19	36.81%
Average payment per recipient	\$105.11	\$105.56	\$99.81	5.31%
Number of cases with benefits reduced to zero	1	1	1	0.00%
Number of recipients with benefits reduced to zero	2	2	3	-33.33%
Number of adult recipients with benefit reduced to zero	0	0	0	0%
Number of child recipients with benefit reduced to zero	2	2	3	-33.33%

Two-Parent Families	December 2023	November 2023	December 2022	Annual Change
Number of families receiving TANF Grants	2	3	3	-33.33%
Total number of grant recipients	6	12	5	20.00%
Number of adult grant recipients	4	6	1	300.00%
Number of child grant recipients	2	6	4	-50.00%
Total payments	\$640	\$1,155	\$518	23.55%
Average payment per case	\$320.00	\$385.00	\$172.67	85.33%
Average payment per recipient	\$106.67	\$96.25	\$103.60	2.96%
Number of cases with benefits reduced to zero	0	0	0	0%
Number of recipients with benefits reduced to zero	0	0	0	0%
Number of adult recipients with benefit reduced to zero	0	0	0	0%
Number of child recipients with benefit reduced to zero	0	0	0	0%

Note:

For August 2021, a one time payment of \$400 per recipient was included in the Total payments and Average payments. TANF section rules changed to reflect Federal reporting logic effective September 2021. For August 2022, a one-time payment of \$269 per recipient was included in the Total payments and Average payments.

Source:



DIVISION OF FAMILY RESOURCES

Monthly Management Report

Reporting Month: December 2023

Location: Dekalb County

TANF - APPLICATIONS

	December 2023	November 2023	December 2022	Annual Change
Number of Applications	27	31	22	22.73%

TANF - RECIPIENTS BY ZIP CODE

ZIP Code	Households	Recipients
46706	9	21
46721	1	1
46738	7	14
46747	1	4
46793	2	4
Total	20	44



DIVISION OF FAMILY RESOURCES

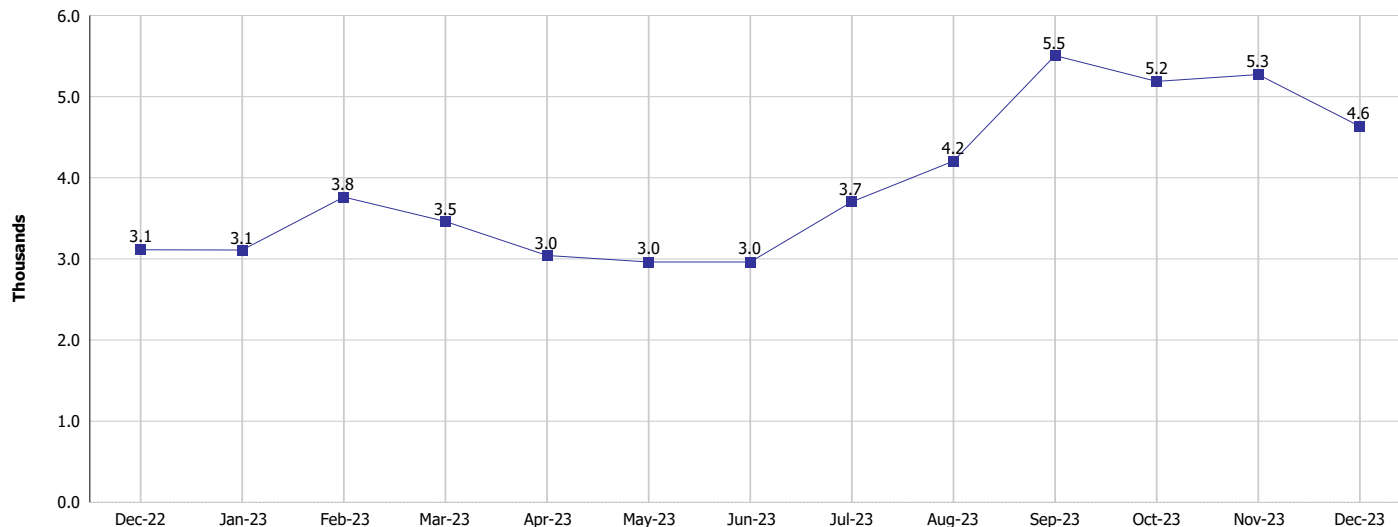
Monthly Management Report

Reporting Month: December 2023

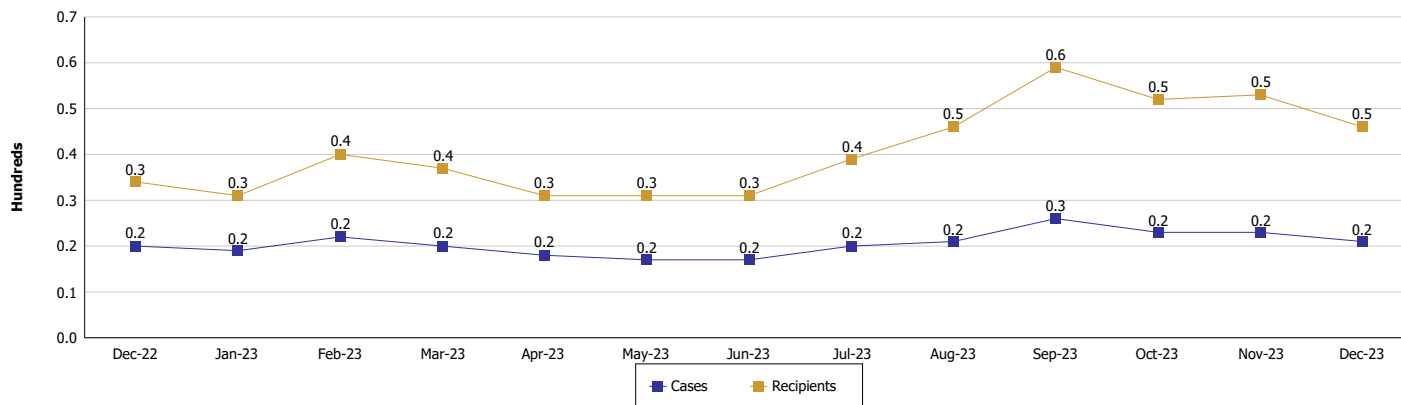
Location: DeKalb County

TEMPORARY ASSISTANCE FOR NEEDY FAMILIES (TANF)

TANF Regular And TANF Two-Parent Cash Assistance



TANF Cases and Recipients (TANF Regular and TANF Two-Parent)



Note:

For August 2021, a one time payment of \$400 per recipient was included in the Total payments and Average payments. TANF section rules changed to reflect Federal reporting logic effective September 2021.
 For August 2022, a one-time payment of \$269 per recipient was included in the Total payments and Average payments.



DIVISION OF FAMILY RESOURCES

Monthly Management Report

Reporting Month: December 2023

Location: DeKalb County

SUPPLEMENTAL NUTRITION ASSISTANCE PROGRAM (SNAP)

	December 2023	November 2023	December 2022	Annual Change
Total issuance	\$467,349	\$462,879	\$434,879	7.47%
Number of households receiving SNAP benefits	1,169	1,163	1,158	0.95%
Number of recipients	2,480	2,497	2,394	3.59%
Average issuance per household	\$399.79	\$398	\$375.54	6.46%
Average issuance per recipient	\$188.45	\$185.37	\$181.65	3.74%
Number of Applications	143	181	159	-10.06%



DIVISION OF FAMILY RESOURCES

Monthly Management Report

Reporting Month: December 2023

Location: Dekalb County

SNAP - RECIPIENTS BY ZIP CODE

ZIP Code	Households	Recipients
46544	1	4
46705	59	111
46706	446	883
46721	159	323
46730	27	59
46738	289	684
46742	19	38
46747	5	9
46750	1	1
46755	11	11
46763	2	5
46774	1	1
46785	24	63
46788	7	21
46793	110	246
46802	1	1
46803	1	1
46806	1	6
46825	1	6
47438	2	2
None	2	5
Totals	1,169	2,480



DIVISION OF FAMILY RESOURCES

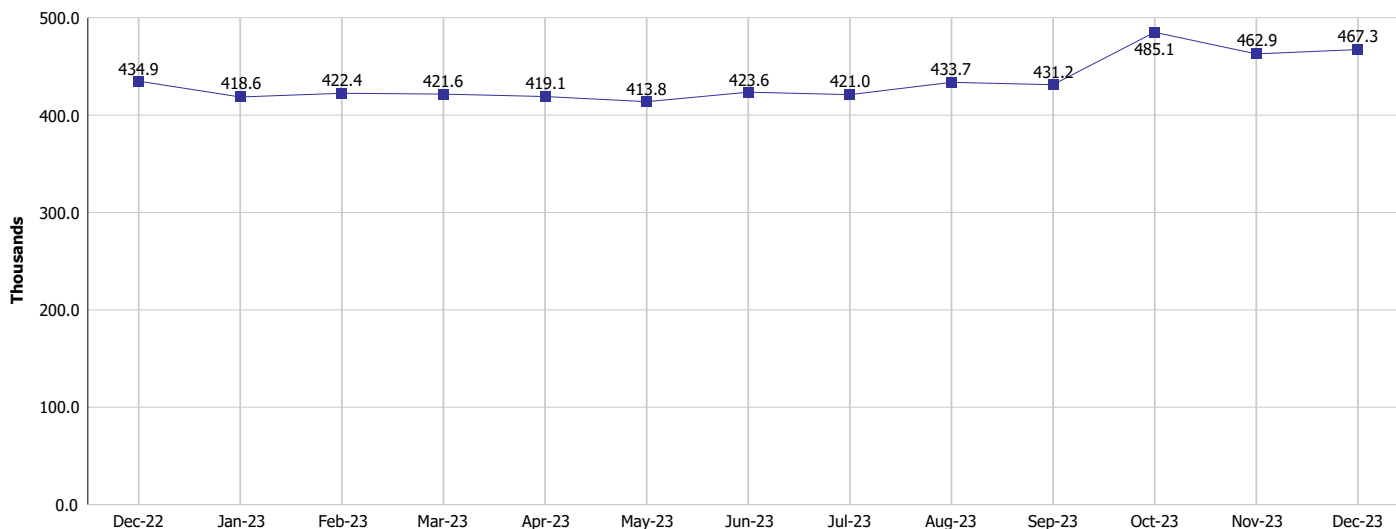
Monthly Management Report

Reporting Month: December 2023

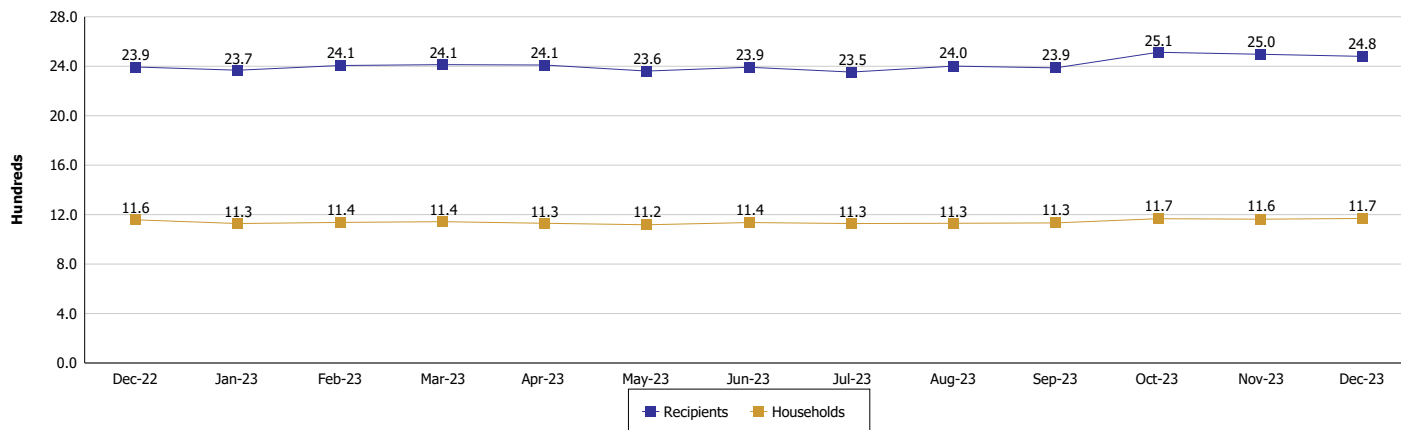
Location: DeKalb County

SUPPLEMENTAL NUTRITION ASSISTANCE PROGRAM (SNAP)

SNAP Issuance



SNAP Households and Recipients



Note:

Run Date: Jan 12, 2024



DIVISION OF FAMILY RESOURCES

Monthly Management Report

Reporting Month: December 2023

Location: DeKalb County

HIP 2.0 and SNAP

	December 2023	November 2023	December 2022	Annual Change
Total HIP 2.0 Members	3,661	3,733	4,015	-8.82%
HIP Members also SNAP Recipients	726	743	678	7.08%
Percentage HIP Members SNAP Recipients	19.8%	19.9%	16.9%	2.94
HIP Members SNAP ABAWDs	32	30	36	-11.11%
Percentage HIP Members SNAP ABAWDs	0.9%	0.8%	0.9%	0.0



DIVISION OF FAMILY RESOURCES

Monthly Management Report

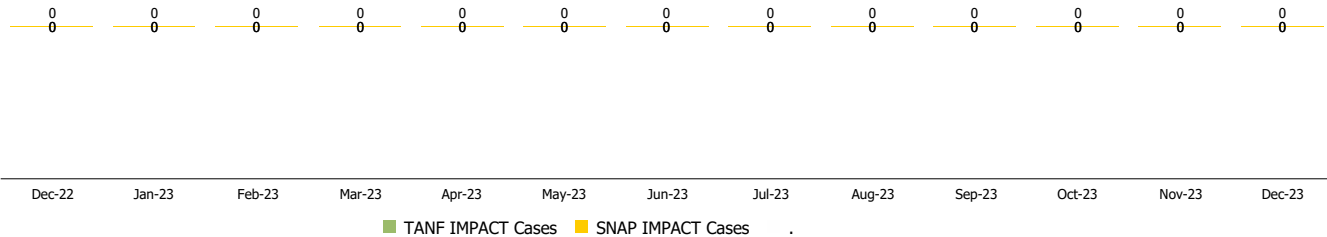
Reporting Month: December 2023

Location: DeKalb County

INDIANA MANPOWER PLACEMENT AND COMPREHENSIVE TRAINING (IMPACT)

	December 2023	November 2023	December 2022	Annual Change
Number of IMPACT cases	0	0	0	
Number of TANF IMPACT adults	0	0	0	
Number of SNAP IMPACT Cases	0	0	0	
Total number of adults employed	2	3	7	-71.43%
Number of TANF IMPACT adults newly employed (within past 30 days)	0	0	0	
Number of SNAP IMPACT adults employed	2	3	7	-71.43%
Total number of adults ineligible due to employment	7	9	4	75.00%
Number of TANF adults ineligible due to employment	0	0	0	
Number of SNAP adults ineligible due to employment	7	9	4	75.00%

IMPACT Caseloads (SNAP, TANF, Total Caseload)



Note:

Effective January 2022, these numbers have been adjusted to reflect only those actually participating in IMPACT.