



## DIVISION OF FAMILY RESOURCES

# Decatur County Monthly Management Report December 2023

### State of Indiana

Eric Holcomb  
Governor

### Family and Social Services Administration

Dan Rusyniak, MD  
Secretary

### Division of Family Resources

Adrienne Shields  
Director

For questions regarding data on this report contact:  
[office.Communications@fssa.IN.gov](mailto:office.Communications@fssa.IN.gov)



## State of Indiana

Published January 2024



## DIVISION OF FAMILY RESOURCES

### Monthly Management Report

Reporting Month: December 2023

Location: Decatur County

#### TEMPORARY ASSISTANCE FOR NEEDY FAMILIES (TANF)

Child-Only and One-Parent Families	December 2023	November 2023	December 2022	Annual Change
Number of families receiving TANF Grants	16	16	12	33.33%
Total number of grant recipients	28	28	20	40.00%
Number of adult grant recipients	5	5	3	66.67%
Number of child grant recipients	23	23	17	35.29%
Total payments	\$3,389	\$3,389	\$2,177	55.67%
Average payment per case	\$211.81	\$211.81	\$181.42	16.75%
Average payment per recipient	\$121.04	\$121.04	\$108.85	11.19%
Number of cases with benefits reduced to zero	0	0	0	0%
Number of recipients with benefits reduced to zero	0	0	0	0%
Number of adult recipients with benefit reduced to zero	0	0	0	0%
Number of child recipients with benefit reduced to zero	0	0	0	0%

Two-Parent Families	December 2023	November 2023	December 2022	Annual Change
Number of families receiving TANF Grants	0	0	1	-100.00%
Total number of grant recipients	0	0	3	-100.00%
Number of adult grant recipients	0	0	2	-100.00%
Number of child grant recipients	0	0	1	-100.00%
Total payments	\$0	\$0	\$288	-100.00%
Average payment per case	\$0.00	\$0.00	\$288.00	-100.00%
Average payment per recipient	\$0.00	\$0.00	\$96.00	-100.00%
Number of cases with benefits reduced to zero	0	0	0	0%
Number of recipients with benefits reduced to zero	0	0	0	0%
Number of adult recipients with benefit reduced to zero	0	0	0	0%
Number of child recipients with benefit reduced to zero	0	0	0	0%

**Note:**

For August 2021, a one time payment of \$400 per recipient was included in the Total payments and Average payments. TANF section rules changed to reflect Federal reporting logic effective September 2021. For August 2022, a one-time payment of \$269 per recipient was included in the Total payments and Average payments.

Source:



## DIVISION OF FAMILY RESOURCES

### Monthly Management Report

Reporting Month: December 2023

Location: Decatur County

#### TANF - APPLICATIONS

	December 2023	November 2023	December 2022	Annual Change
<b>Number of Applications</b>	19	16	15	26.67%

#### TANF - RECIPIENTS BY ZIP CODE

ZIP Code	Households	Recipients
47240	14	23
47283	2	5
<b>Total</b>	<b>16</b>	<b>28</b>



# DIVISION OF FAMILY RESOURCES

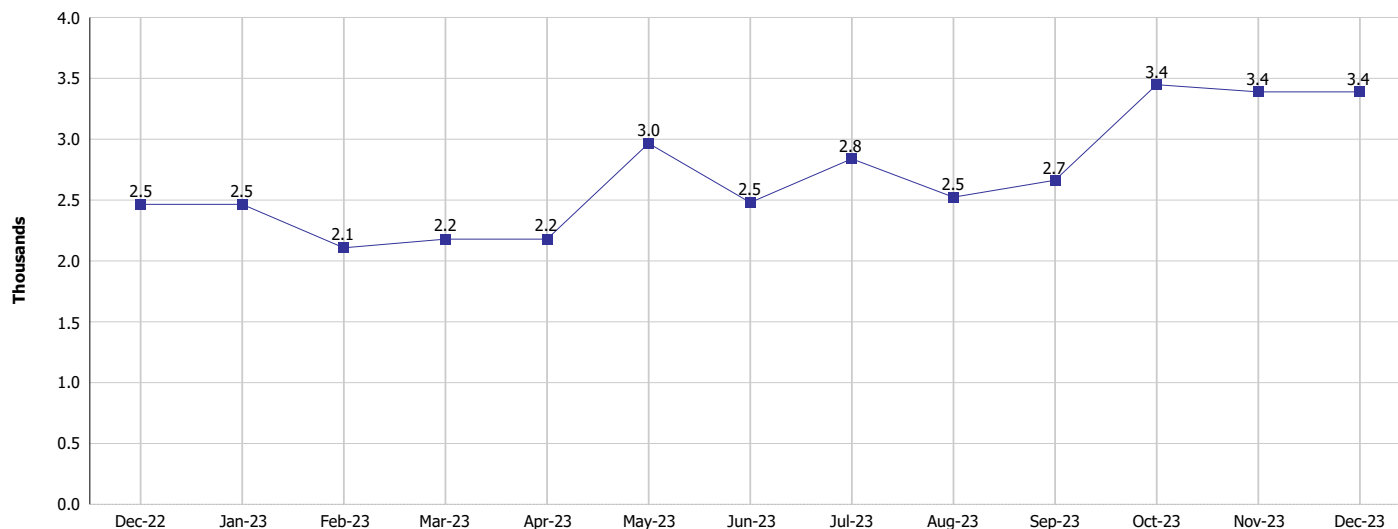
## Monthly Management Report

Reporting Month: December 2023

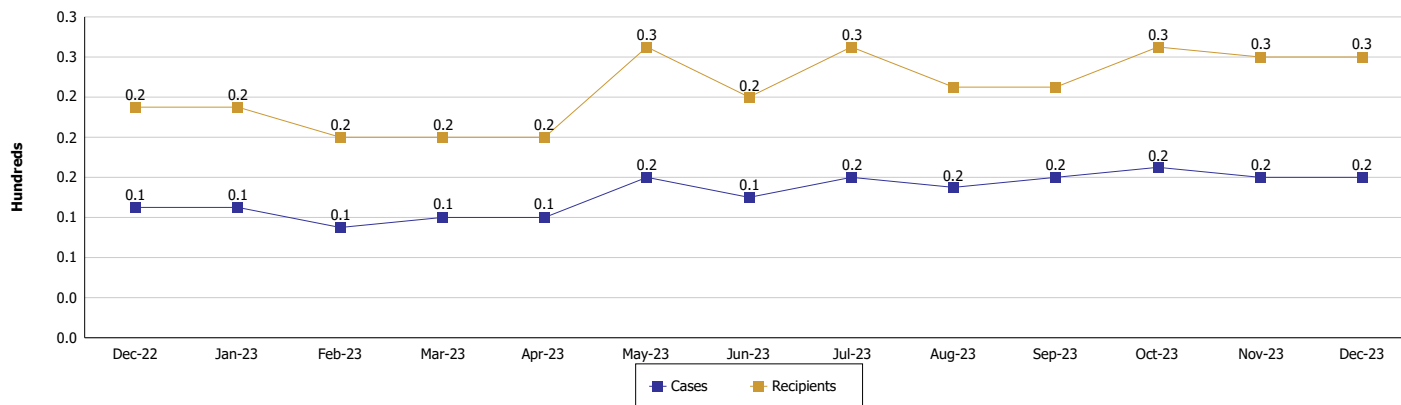
Location: Decatur County

### TEMPORARY ASSISTANCE FOR NEEDY FAMILIES (TANF)

#### TANF Regular And TANF Two-Parent Cash Assistance



#### TANF Cases and Recipients (TANF Regular and TANF Two-Parent)



#### Note:

For August 2021, a one time payment of \$400 per recipient was included in the Total payments and Average payments. TANF section rules changed to reflect Federal reporting logic effective September 2021. For August 2022, a one-time payment of \$269 per recipient was included in the Total payments and Average payments.



## DIVISION OF FAMILY RESOURCES

### Monthly Management Report

Reporting Month: December 2023

Location: Decatur County

#### SUPPLEMENTAL NUTRITION ASSISTANCE PROGRAM (SNAP)

	December 2023	November 2023	December 2022	Annual Change
Total issuance	\$342,488	\$337,869	\$329,367	3.98%
Number of households receiving SNAP benefits	881	871	865	1.85%
Number of recipients	1,847	1,831	1,826	1.15%
Average issuance per household	\$388.75	\$387.91	\$380.77	2.1%
Average issuance per recipient	\$185.43	\$184.53	\$180.38	2.8%
Number of Applications	96	121	121	-20.66%



## DIVISION OF FAMILY RESOURCES

### Monthly Management Report

Reporting Month: December 2023

Location: Decatur County

#### SNAP - RECIPIENTS BY ZIP CODE

ZIP Code	Households	Recipients
46173	4	12
47037	1	1
47240	721	1,476
47246	1	1
47263	4	13
47272	29	65
47283	119	277
None	2	2
<b>Totals</b>	<b>881</b>	<b>1,847</b>



# DIVISION OF FAMILY RESOURCES

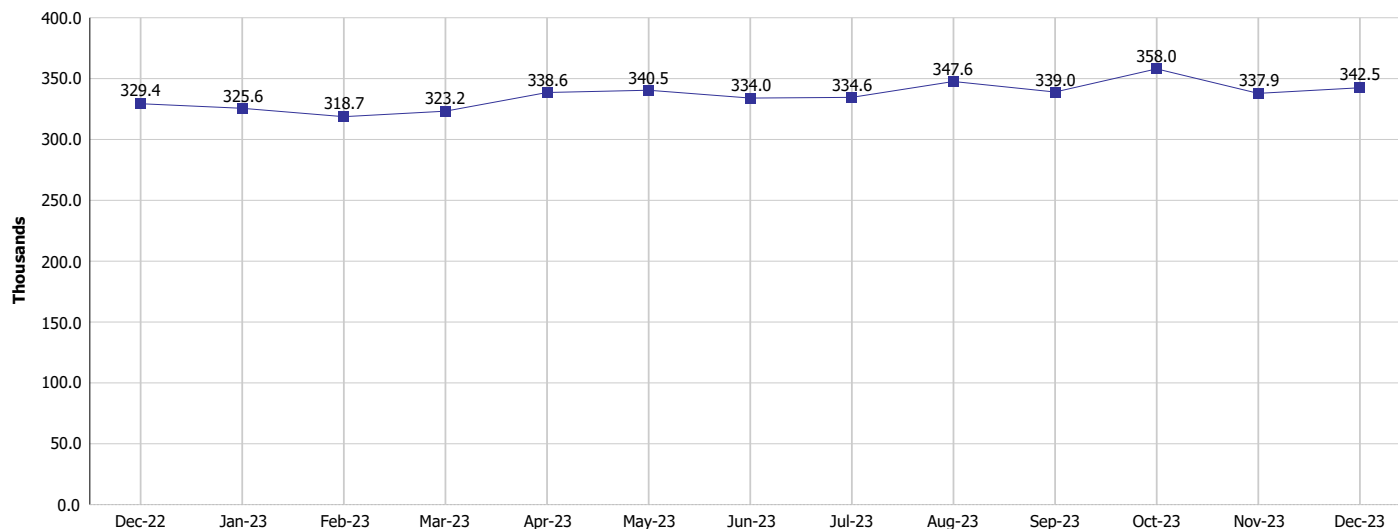
## Monthly Management Report

Reporting Month: December 2023

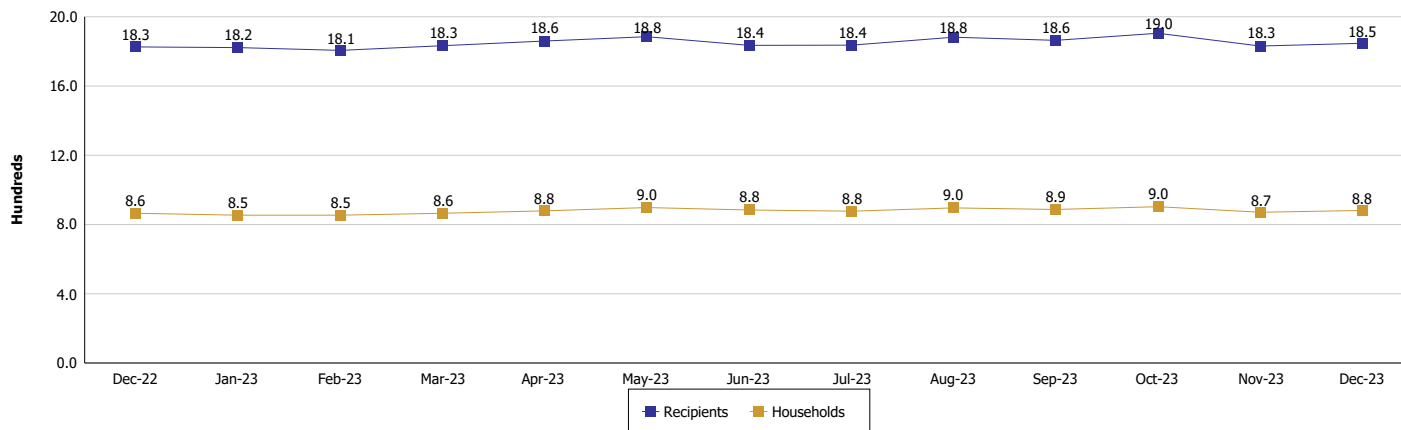
Location: Decatur County

### SUPPLEMENTAL NUTRITION ASSISTANCE PROGRAM (SNAP)

#### SNAP Issuance



#### SNAP Households and Recipients



**Note:**

Run Date: Jan 12, 2024



## DIVISION OF FAMILY RESOURCES

### Monthly Management Report

Reporting Month: December 2023

Location: Decatur County

#### HIP 2.0 and SNAP

	December 2023	November 2023	December 2022	Annual Change
Total HIP 2.0 Members	2,807	2,859	3,234	-13.20%
HIP Members also SNAP Recipients	599	588	572	4.72%
Percentage HIP Members SNAP Recipients	21.3%	20.6%	17.7%	3.65
HIP Members SNAP ABAWDs	42	36	34	23.53%
Percentage HIP Members SNAP ABAWDs	1.5%	1.3%	1.1%	0.4





**DIVISION OF FAMILY RESOURCES**

**Monthly Management Report**

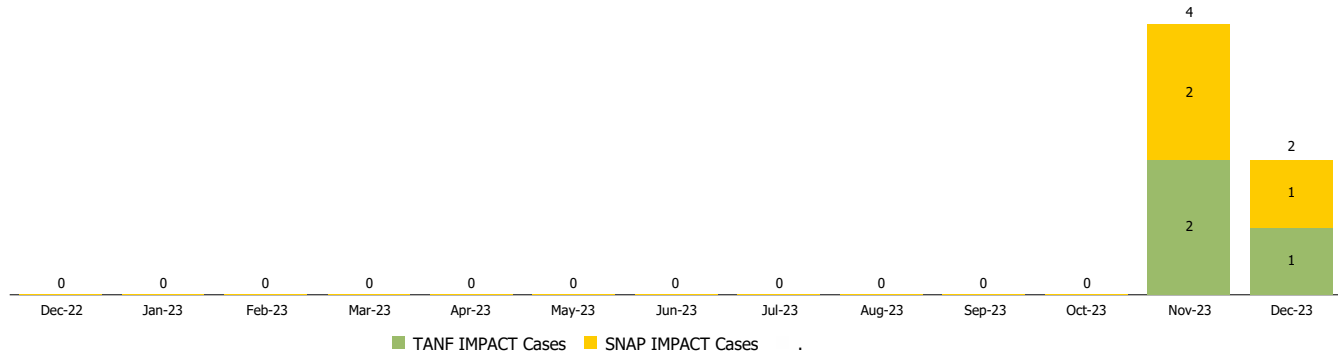
Reporting Month: December 2023

Location: Decatur County

**INDIANA MANPOWER PLACEMENT AND COMPREHENSIVE TRAINING (IMPACT)**

	December 2023	November 2023	December 2022	Annual Change
Number of IMPACT cases	2	4	0	
Number of TANF IMPACT adults	1	2	0	
Number of SNAP IMPACT Cases	1	2	0	
Total number of adults employed	1	5	9	-88.89%
Number of TANF IMPACT adults newly employed (within past 30 days)	0	0	1	-100.00%
Number of SNAP IMPACT adults employed	1	5	8	-87.50%
Total number of adults ineligible due to employment	13	11	13	0.00%
Number of TANF adults ineligible due to employment	0	0	0	
Number of SNAP adults ineligible due to employment	13	11	13	0.00%

**IMPACT Caseloads**  
(SNAP, TANF, Total Caseload)



**Note:**

Effective January 2022, these numbers have been adjusted to reflect only those actually participating in IMPACT.