



DIVISION OF FAMILY RESOURCES

Clinton County Monthly Management Report July 2021

State of Indiana

Eric Holcomb
Governor

Family and Social Services Administration

Jennifer Sullivan, M.D.
Secretary

Division of Family Resources

Adrienne Shields
Director

For questions regarding data on this report contact:
office.Communications@fssa.IN.gov



State of Indiana

Published August 2021



DIVISION OF FAMILY RESOURCES

Monthly Management Report

Reporting Month: July 2021

Location: Clinton County

TEMPORARY ASSISTANCE FOR NEEDY FAMILIES (TANF)

Child-Only and One-Parent Families	Jul 31, 2021	June 2021	July 2020	Annual Change
Number of families receiving TANF Grants	36	40	45	-20.00%
Total number of grant recipients	79	88	106	-25.47%
Number of adult grant recipients	14	16	22	-36.36%
Number of child grant recipients	65	72	84	-22.62%
Total payments	\$7,688	\$8,785	\$9,470	-18.82%
Average payment per case	\$213.56	\$219.62	\$210.44	1.48%
Average payment per recipient	\$97.32	\$99.83	\$89.34	8.93%
Number of cases with benefits reduced to zero	1	2	1	0.00%
Number of recipients with benefits reduced to zero	4	8	3	33.33%
Number of adult recipients with benefit reduced to zero	1	2	1	0.00%
Number of child recipients with benefit reduced to zero	3	6	2	50.00%

Two-Parent Families	Jul 31, 2021	June 2021	July 2020	Annual Change
Number of families receiving TANF Grants	10	10	4	150.00%
Total number of grant recipients	33	36	21	57.14%
Number of adult grant recipients	11	10	8	37.50%
Number of child grant recipients	22	26	13	69.23%
Total payments	\$2,555	\$2,509	\$1,221	109.25%
Average payment per case	\$255.50	\$250.90	\$305.25	-16.30%
Average payment per recipient	\$77.42	\$69.69	\$58.14	33.16%
Number of cases with benefits reduced to zero	0	0	0	0%
Number of recipients with benefits reduced to zero	0	0	0	0%
Number of adult recipients with benefit reduced to zero	0	0	0	0%
Number of child recipients with benefit reduced to zero	0	0	0	0%

Note:

All data July 2014 and following will be broken out according to the new DFR region structure effective July 1 2014.

Source:



DIVISION OF FAMILY RESOURCES

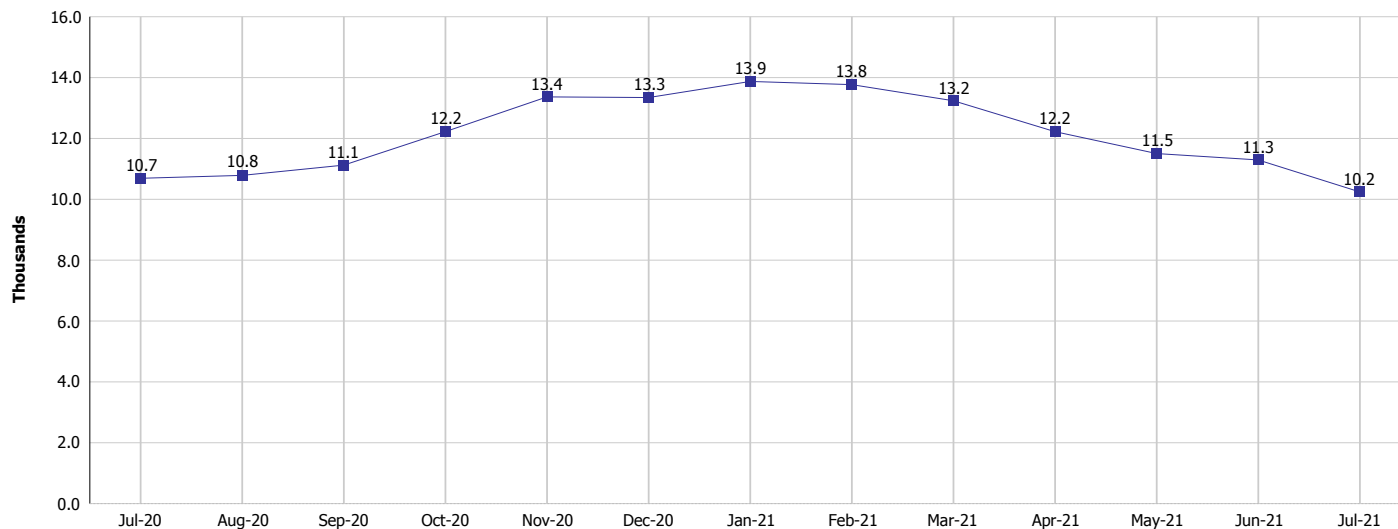
Monthly Management Report

Reporting Month: July 2021

Location: Clinton County

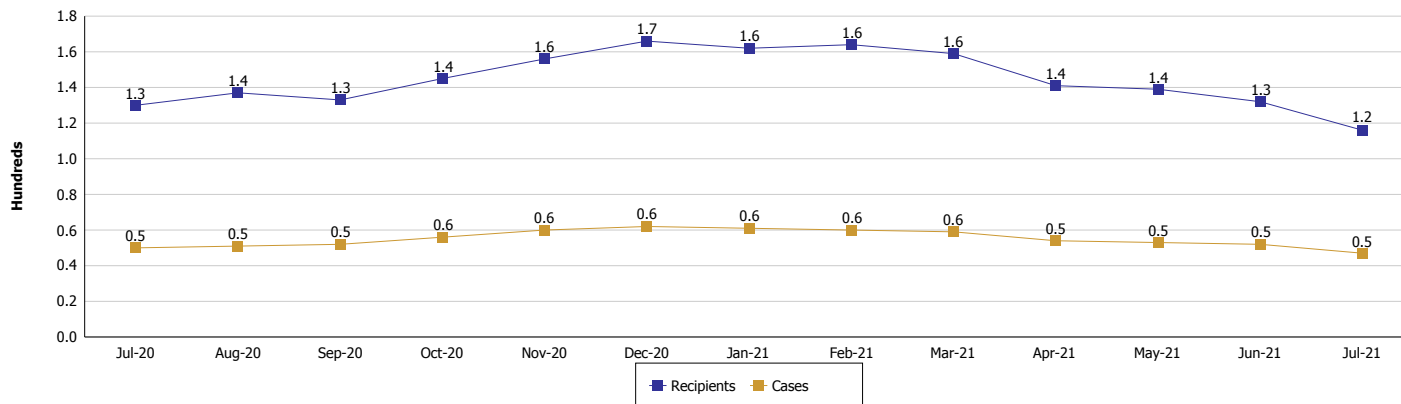
TEMPORARY ASSISTANCE FOR NEEDY FAMILIES (TANF)

TANF Regular And TANF Two-Parent Cash Assistance



TANF Cases and Recipients

(TANF Regular and TANF Two-Parent)



Note:

All data July 2014 and following will be broken out according to the new DFR region structure effective July 1 2014.



DIVISION OF FAMILY RESOURCES

Monthly Management Report

Reporting Month: July 2021

Location: Clinton County

SUPPLEMENTAL NUTRITION ASSISTANCE PROGRAM (SNAP)

	July 2021	June 2021	July 2020	Annual Change
Total issuance	\$673,532	\$668,694	\$497,066	35.50%
Number of households receiving SNAP benefits	1,255	1,259	1,205	4.15%
Number of recipients	2,975	2,994	2,896	2.73%
Average issuance per household	\$536.68	\$531.13	\$412.5	30.10%
Average issuance per recipient	\$226.4	\$223.34	\$171.64	31.90%

Note:

All data July 2014 and following will be broken out according to the new DFR region structure effective July 1 2014.



DIVISION OF FAMILY RESOURCES

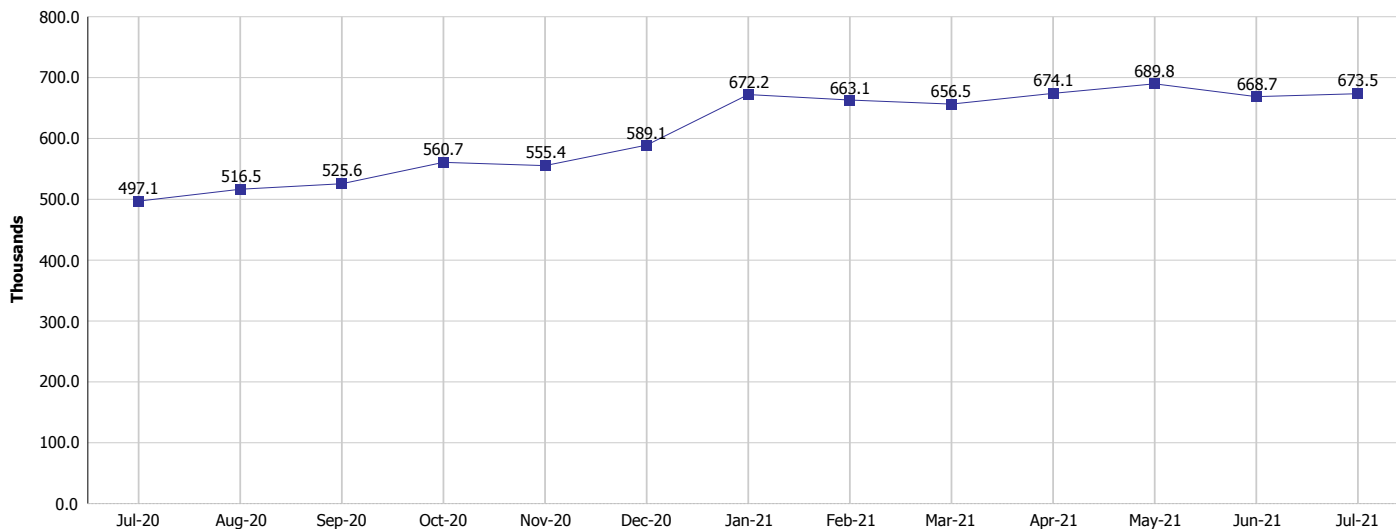
Monthly Management Report

Reporting Month: July 2021

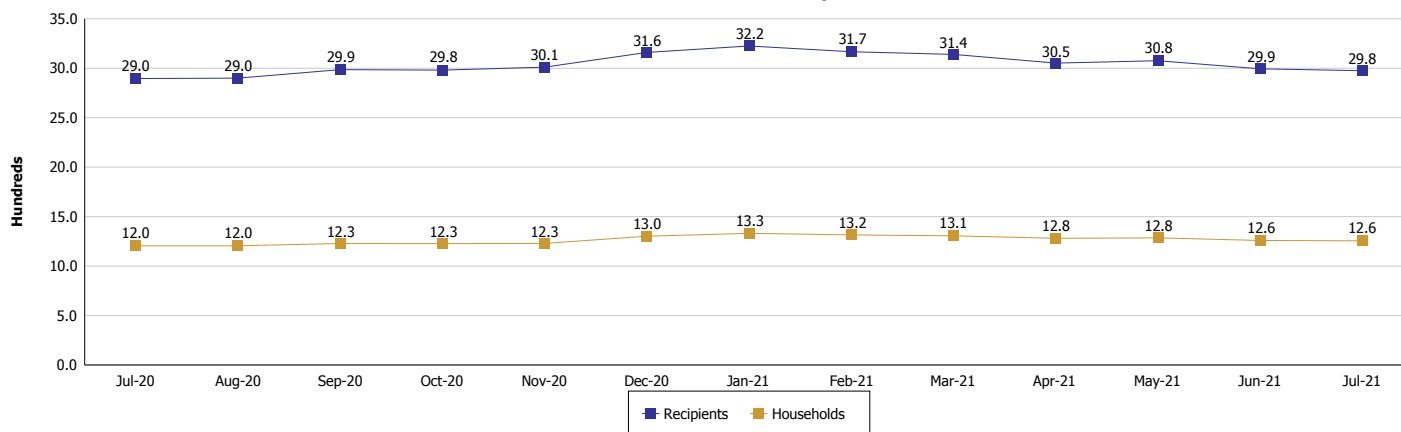
Location: Clinton County

SUPPLEMENTAL NUTRITION ASSISTANCE PROGRAM (SNAP)

SNAP Issuance



SNAP Households and Recipients



Note:

All data July 2014 and following will be broken out according to the new DFR region structure effective July 1 2021.



DIVISION OF FAMILY RESOURCES

Monthly Management Report

Reporting Month: July 2021

Location: Clinton County

HIP 2.0 and SNAP

	July 2021	June 2021	July 2020	Annual Change
Total HIP 2.0 Members	3,323	3,299	2,568	29.40%
HIP Members also SNAP Recipients	862	860	761	13.27%
Percentage HIP Members SNAP Recipients	25.9%	26.1%	29.6%	-3.69
HIP Members SNAP ABAWDs	0	0	22	-100.00%
Percentage HIP Members SNAP ABAWDs	0	0	0.9%	-0.9

Note:

All data July 2014 and following will be broken out according to the new DFR region structure effective July 1 2014.



DIVISION OF FAMILY RESOURCES

Monthly Management Report

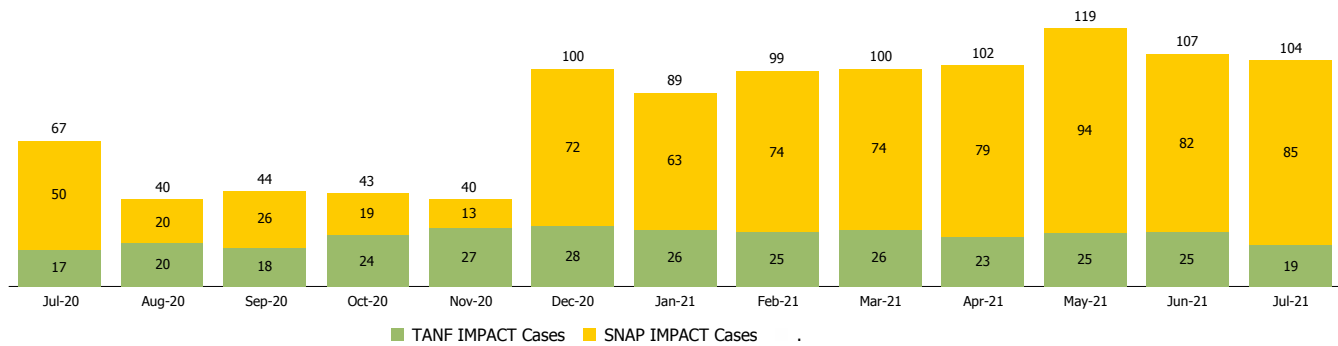
Reporting Month: July 2021

Location: Clinton County

INDIANA MANPOWER PLACEMENT AND COMPREHENSIVE TRAINING (IMPACT)

	July 2021	June 2021	July 2020	Annual Change
Number of IMPACT cases	104	107	67	55.22%
Number of TANF IMPACT adults	19	25	17	11.76%
Number of SNAP IMPACT Cases	85	82	50	70.00%
Total number of adults employed	7	6	1	600.00%
Number of TANF IMPACT adults newly employed (within past 30 days)	0	0	0	
Number of SNAP IMPACT adults employed	7	6	1	600.00%
Total number of adults ineligible due to employment	13	11	35	-62.86%
Number of TANF adults ineligible due to employment	0	0	0	
Number of SNAP adults ineligible due to employment	13	11	35	-62.86%

IMPACT Caseloads
(SNAP, TANF, Total Caseload)



Note:

All data July 2014 and following will be broken out according to the new DFR region structure effective July 1 2014.