



DIVISION OF FAMILY RESOURCES

Cass County Monthly Management Report October 2025

State of Indiana

Mike Braun
Governor

Family and Social Services Administration

Mitch Roob
Secretary

Division of Family Resources

Sunshine Beam
Director

For questions regarding data on this report contact:
office.Communications@fssa.IN.gov



State of Indiana

Published November 2025



DIVISION OF FAMILY RESOURCES

Monthly Management Report

Reporting Month: October 2025

Location: Cass County

TEMPORARY ASSISTANCE FOR NEEDY FAMILIES (TANF)

Child-Only and One-Parent Families	October 2025	September 2025	October 2024	Annual Change
Number of families receiving TANF Grants	45	49	53	-15.09%
Total number of grant recipients	94	106	119	-21.01%
Number of adult grant recipients	20	21	24	-16.67%
Number of child grant recipients	74	85	95	-22.11%
Total payments	\$17,816	\$19,713	\$20,754	-14.16%
Average payment per case	\$395.91	\$402.31	\$391.58	1.10%
Average payment per recipient	\$189.53	\$185.97	\$174.40	8.67%
Number of cases with benefits reduced to zero	0	0	1	-100.00%
Number of recipients with benefits reduced to zero	0	0	2	-100.00%
Number of adult recipients with benefit reduced to zero	0	0	0	0%
Number of child recipients with benefit reduced to zero	0	0	2	-100.00%

Pregnancy TANF Families	October 2025	September 2025	October 2024	Annual Change
Number of families receiving TANF Grants	1	1	0	0%
Total number of grant recipients	1	1	0	0%
Total payments	\$248.00	\$248.00	\$0.00	0%
Average payment per case	\$248.00	\$248.00	\$0.00	0.00%
Average payment per recipient	\$248.00	\$248.00	\$0.00	0.00%
Number of cases with benefits reduced to zero	0	0	0	0%
Number of recipients with benefits reduced to zero	0	0	0	0%



DIVISION OF FAMILY RESOURCES

Monthly Management Report

Two-Parent Families	October 2025	September 2025	October 2024	Annual Change
Number of families receiving TANF Grants	5	4	31	-83.87%
Total number of grant recipients	22	19	111	-80.18%
Number of adult grant recipients	10	8	62	-83.87%
Number of child grant recipients	12	11	49	-75.51%
Total payments	\$3,100	\$2,628	\$17,896	-82.68%
Average payment per case	\$620.00	\$657.00	\$577.29	7.40%
Average payment per recipient	\$140.91	\$138.32	\$161.23	-12.60%
Number of cases with benefits reduced to zero	0	0	0	0%
Number of recipients with benefits reduced to zero	0	0	0	0%
Number of adult recipients with benefit reduced to zero	0	0	0	0%
Number of child recipients with benefit reduced to zero	0	0	0	0%

Note: The two-parent case count includes cases in which a parent living in the home is excluded from receiving TANF benefits but whose income is used in the TANF eligibility determination.



DIVISION OF FAMILY RESOURCES

Monthly Management Report

Reporting Month: October 2025

Location: Cass County

TANF - APPLICATIONS

	October 2025	September 2025	October 2024	Annual Change
Number of Applications	34	30	103	-66.99%

TANF - RECIPIENTS BY ZIP CODE

ZIP Code	Households	Recipients
46932	3	8
46947	45	104
46988	1	1
46994	1	3
Total	50	116



DIVISION OF FAMILY RESOURCES

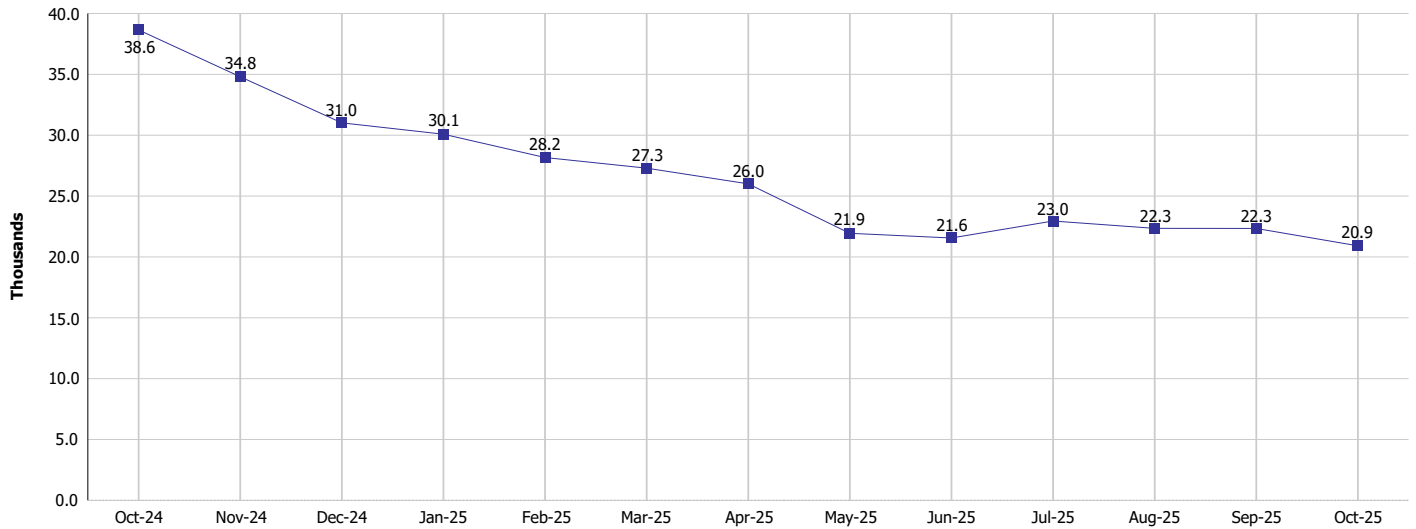
Monthly Management Report

Reporting Month: October 2025

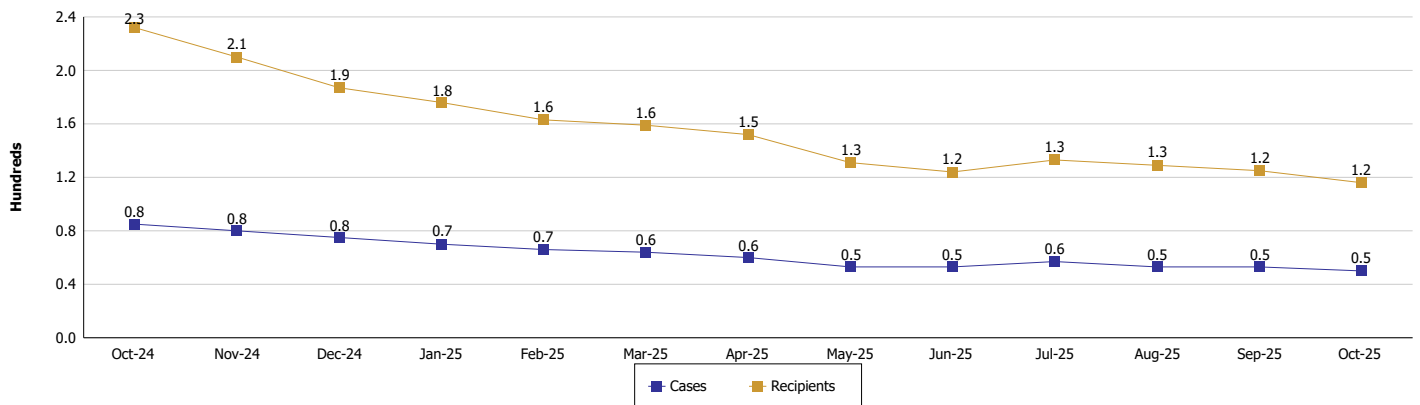
Location: Cass County

TEMPORARY ASSISTANCE FOR NEEDY FAMILIES (TANF)

TANF Regular And TANF Two-Parent Cash Assistance



TANF Cases and Recipients
(TANF Regular and TANF Two-Parent)





DIVISION OF FAMILY RESOURCES

Monthly Management Report

Reporting Month: October 2025

Location: Cass County

SUPPLEMENTAL NUTRITION ASSISTANCE PROGRAM (SNAP)

	October 2025	September 2025	October 2024	Annual Change
Total issuance	\$746,425	\$743,604	\$875,274	-14.72%
Number of households receiving SNAP benefits	1,797	1,819	2,073	-13.31%
Number of recipients	3,852	3,898	4,364	-11.73%
Average issuance per household	\$415.37	\$408.8	\$422.23	-1.62%
Average issuance per recipient	\$193.78	\$190.77	\$200.57	-3.39%
Number of Applications	183	195	309	-40.78%



DIVISION OF FAMILY RESOURCES

Monthly Management Report

Reporting Month: October 2025

Location: Cass County

SNAP - RECIPIENTS BY ZIP CODE

ZIP Code	Households	Recipients
46011	1	3
46528	1	1
46901	1	2
46902	1	5
46926	1	5
46931	1	4
46932	98	237
46939	1	1
46947	1,521	3,213
46950	15	36
46961	8	16
46967	3	3
46970	8	19
46975	2	2
46978	39	75
46988	25	57
46992	1	1
46994	52	117
46998	8	31
47032	1	3
47380	1	3
47904	2	4
47960	2	5
47978	1	6
None	3	3
Totals	1,797	3,852



DIVISION OF FAMILY RESOURCES

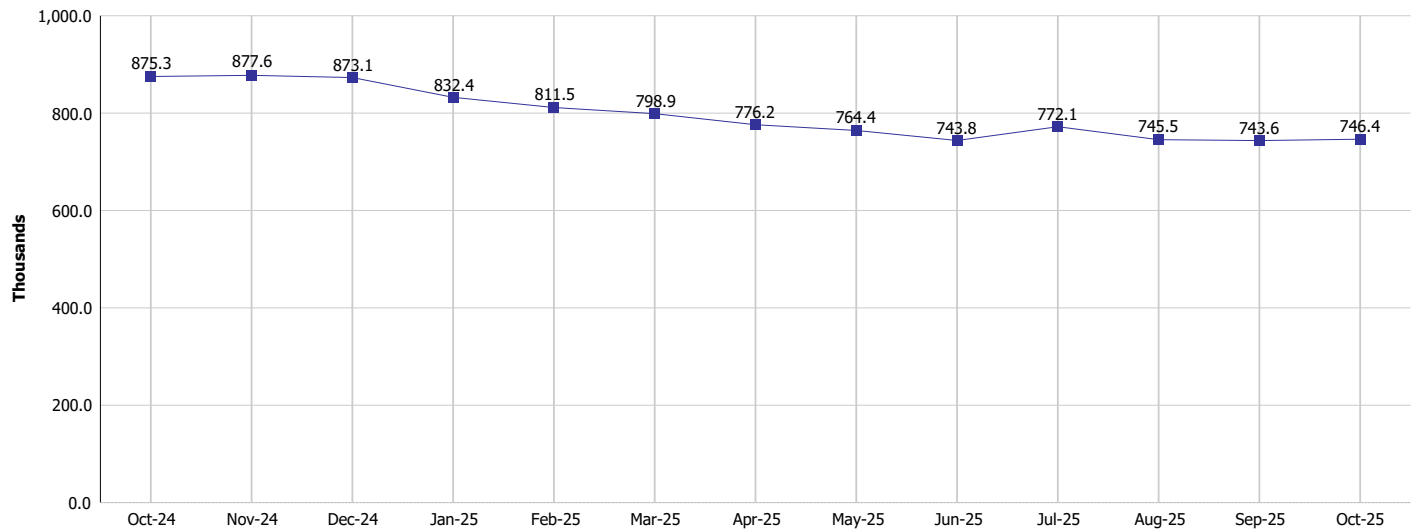
Monthly Management Report

Reporting Month: October 2025

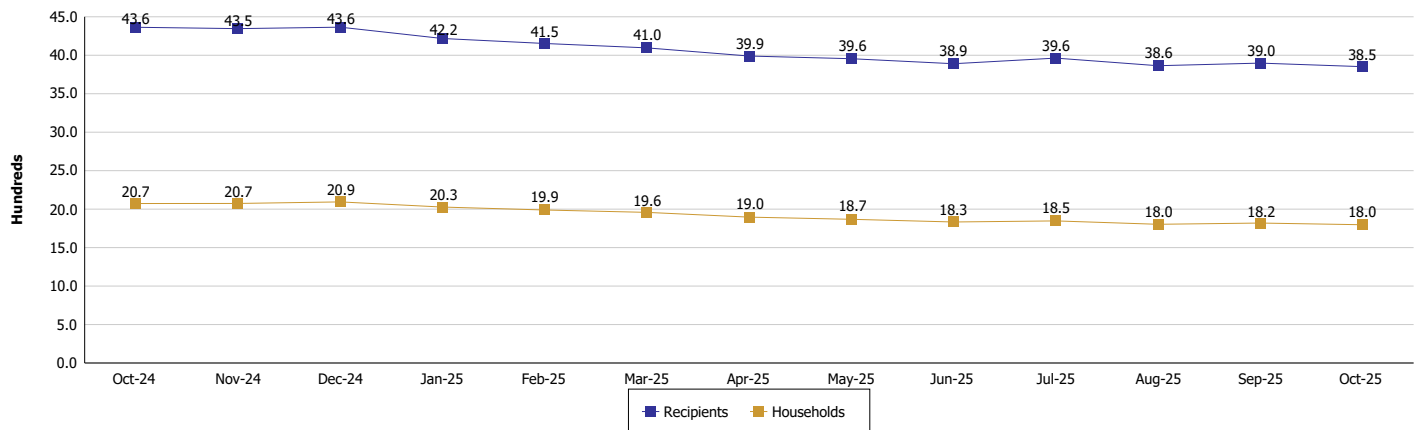
Location: Cass County

SUPPLEMENTAL NUTRITION ASSISTANCE PROGRAM (SNAP)

SNAP Issuance



SNAP Households and Recipients





DIVISION OF FAMILY RESOURCES

Monthly Management Report

Reporting Month: October 2025

Location: Cass County

HIP 2.0 and SNAP

	October 2025	September 2025	October 2024	Annual Change
Total HIP 2.0 Members	4,257	4,290	5,026	-15.30%
HIP Members also SNAP Recipients	1,098	1,098	1,224	-10.29%
Percentage HIP Members SNAP Recipients	25.8%	25.6%	24.4%	1.44
HIP Members SNAP ABAWDs	35	33	75	-53.33%
Percentage HIP Members SNAP ABAWDs	0.8%	0.8%	1.5%	-0.7



DIVISION OF FAMILY RESOURCES

Monthly Management Report

Reporting Month: October 2025

Location: Cass County

INDIANA MANPOWER PLACEMENT AND COMPREHENSIVE TRAINING (IMPACT)

	October 2025	September 2025	October 2024	Annual Change
Number of IMPACT cases	11	1	2	450.00%
Number of TANF IMPACT adults	4	0	1	300.00%
Number of SNAP IMPACT Cases	7	1	1	600.00%
Total number of adults employed	7	9	13	-46.15%
Number of TANF IMPACT adults newly employed (within past 30 days)	1	0	2	-50.00%
Number of SNAP IMPACT adults employed	6	9	11	-45.45%
Total number of adults ineligible due to employment	13	11	36	-63.89%
Number of TANF adults ineligible due to employment	1	0	6	-83.33%
Number of SNAP adults ineligible due to employment	12	11	30	-60.00%

IMPACT Caseloads
(SNAP, TANF, Total Caseload)

