



DIVISION OF FAMILY RESOURCES

Carroll County Monthly Management Report July 2021

State of Indiana

Eric Holcomb
Governor

Family and Social Services Administration

Jennifer Sullivan, M.D.
Secretary

Division of Family Resources

Adrienne Shields
Director

For questions regarding data on this report contact:
office.Communications@fssa.IN.gov



State of Indiana

Published August 2021



DIVISION OF FAMILY RESOURCES

Monthly Management Report

Reporting Month: July 2021

Location: Carroll County

TEMPORARY ASSISTANCE FOR NEEDY FAMILIES (TANF)

Child-Only and One-Parent Families	Jul 31, 2021	June 2021	July 2020	Annual Change
Number of families receiving TANF Grants	15	16	16	-6.25%
Total number of grant recipients	26	28	24	8.33%
Number of adult grant recipients	1	3	1	0.00%
Number of child grant recipients	25	25	23	8.70%
Total payments	\$2,749	\$2,977	\$2,648	3.81%
Average payment per case	\$183.27	\$186.06	\$165.50	10.74%
Average payment per recipient	\$105.73	\$106.32	\$110.33	-4.17%
Number of cases with benefits reduced to zero	1	1	1	0.00%
Number of recipients with benefits reduced to zero	2	2	2	0.00%
Number of adult recipients with benefit reduced to zero	0	0	0	0%
Number of child recipients with benefit reduced to zero	2	2	2	0.00%

Two-Parent Families	Jul 31, 2021	June 2021	July 2020	Annual Change
Number of families receiving TANF Grants	1	1	1	0.00%
Total number of grant recipients	4	4	7	-42.86%
Number of adult grant recipients	1	1	2	-50.00%
Number of child grant recipients	3	3	5	-40.00%
Total payments	\$346	\$346	\$522	-33.72%
Average payment per case	\$346.00	\$346.00	\$522.00	-33.72%
Average payment per recipient	\$86.50	\$86.50	\$74.57	16.00%
Number of cases with benefits reduced to zero	0	0	0	0%
Number of recipients with benefits reduced to zero	0	0	0	0%
Number of adult recipients with benefit reduced to zero	0	0	0	0%
Number of child recipients with benefit reduced to zero	0	0	0	0%

Note:

All data July 2014 and following will be broken out according to the new DFR region structure effective July 1 2014.

Source:



DIVISION OF FAMILY RESOURCES

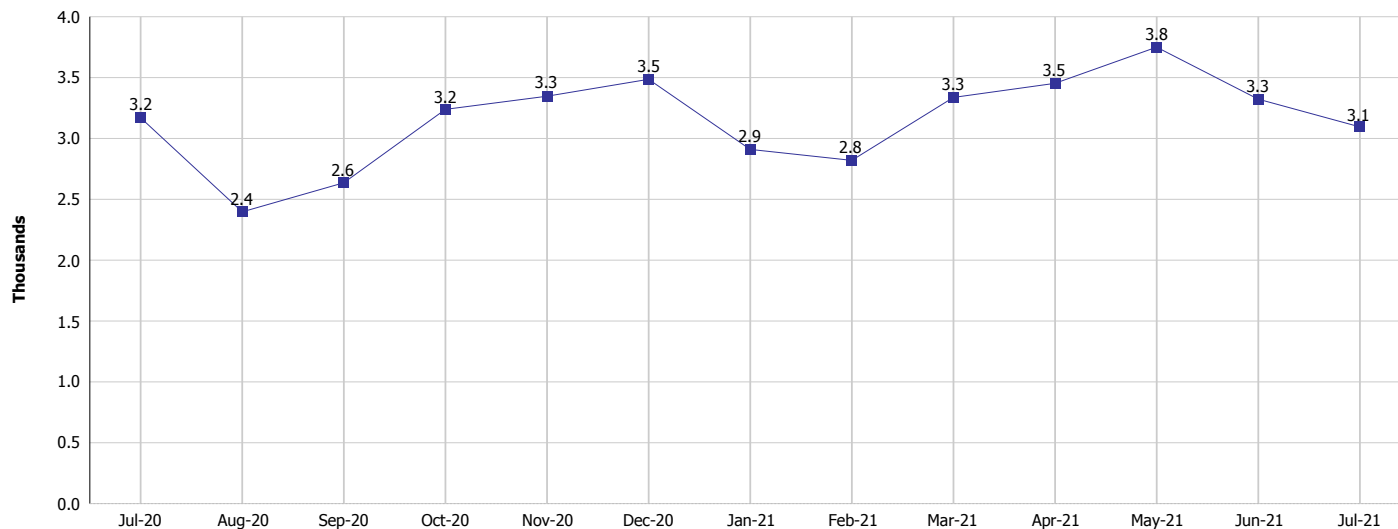
Monthly Management Report

Reporting Month: July 2021

Location: Carroll County

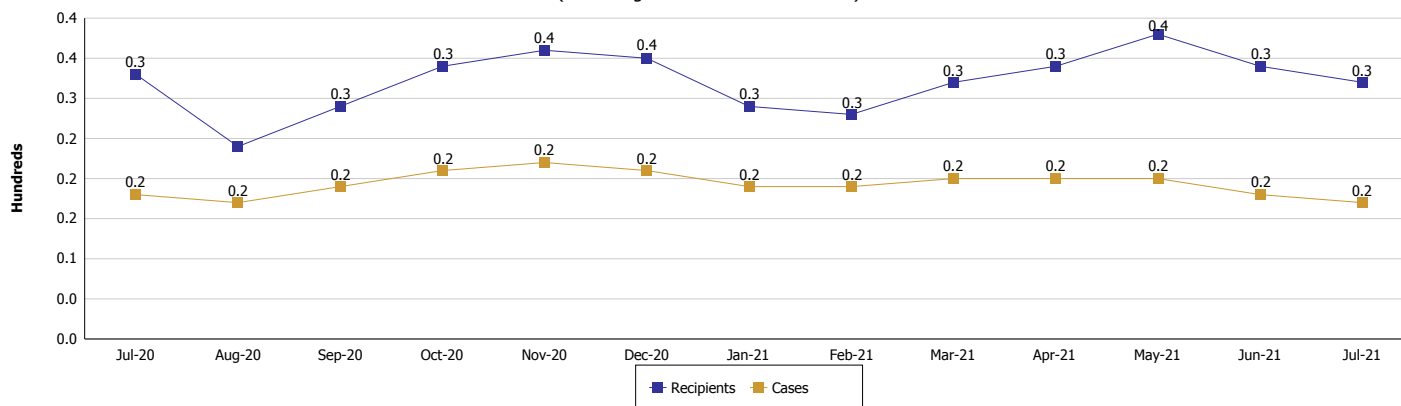
TEMPORARY ASSISTANCE FOR NEEDY FAMILIES (TANF)

TANF Regular And TANF Two-Parent Cash Assistance



TANF Cases and Recipients

(TANF Regular and TANF Two-Parent)



Note:

All data July 2014 and following will be broken out according to the new DFR region structure effective July 1 2014.



DIVISION OF FAMILY RESOURCES

Monthly Management Report

Reporting Month: July 2021

Location: Carroll County

SUPPLEMENTAL NUTRITION ASSISTANCE PROGRAM (SNAP)

	July 2021	June 2021	July 2020	Annual Change
Total issuance	\$251,619	\$249,784	\$180,981	39.03%
Number of households receiving SNAP benefits	490	487	474	3.38%
Number of recipients	1,121	1,113	1,050	6.76%
Average issuance per household	\$513.51	\$512.9	\$381.82	34.49%
Average issuance per recipient	\$224.46	\$224.42	\$172.36	30.23%

Note:

All data July 2014 and following will be broken out according to the new DFR region structure effective July 1 2014.



DIVISION OF FAMILY RESOURCES

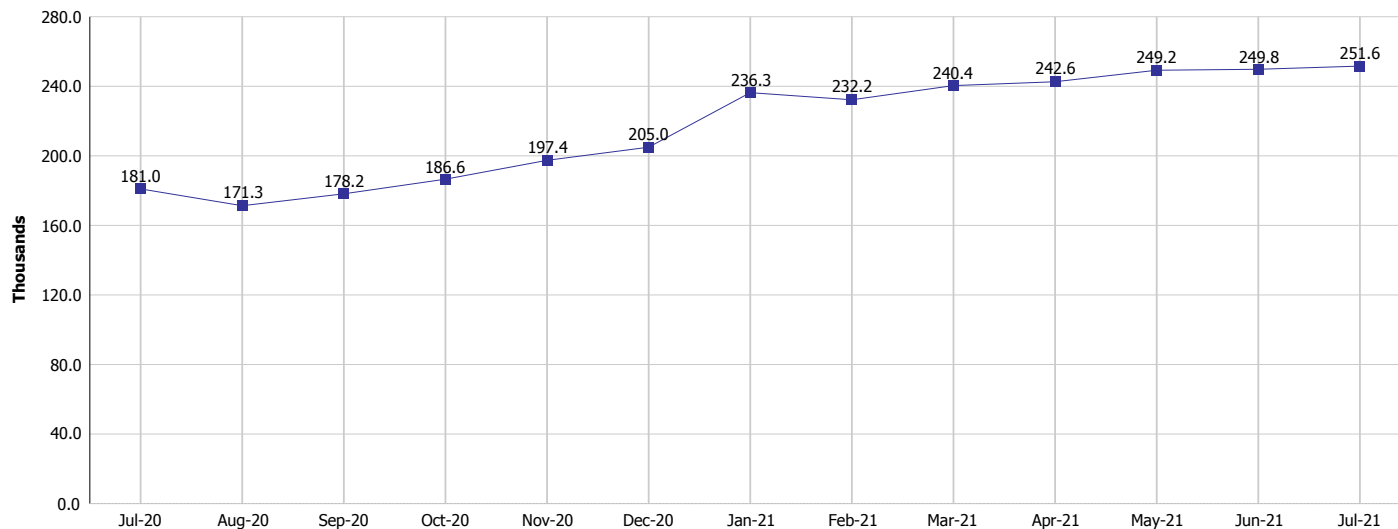
Monthly Management Report

Reporting Month: July 2021

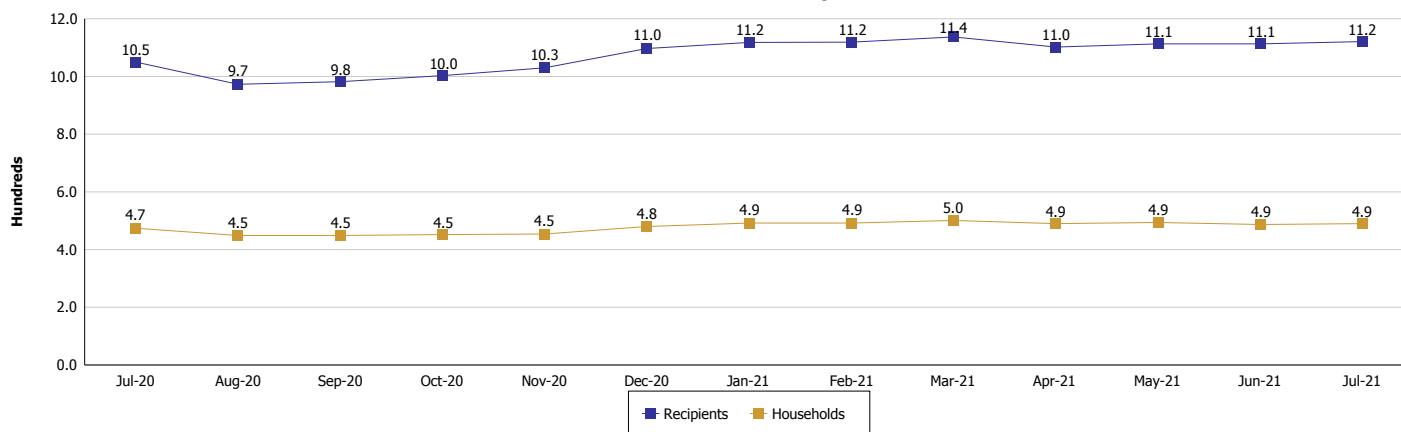
Location: Carroll County

SUPPLEMENTAL NUTRITION ASSISTANCE PROGRAM (SNAP)

SNAP Issuance



SNAP Households and Recipients



Note:

All data July 2014 and following will be broken out according to the new DFR region structure effective July 1 2021.



DIVISION OF FAMILY RESOURCES

Monthly Management Report

Reporting Month: July 2021

Location: Carroll County

HIP 2.0 and SNAP

	July 2021	June 2021	July 2020	Annual Change
Total HIP 2.0 Members	1,489	1,475	1,146	29.93%
HIP Members also SNAP Recipients	357	353	312	14.42%
Percentage HIP Members SNAP Recipients	24.0%	23.9%	27.2%	-3.25
HIP Members SNAP ABAWDs	0	0	10	-100.00%
Percentage HIP Members SNAP ABAWDs	0	0	0.9%	-0.9

Note:

All data July 2014 and following will be broken out according to the new DFR region structure effective July 1 2014.



DIVISION OF FAMILY RESOURCES

Monthly Management Report

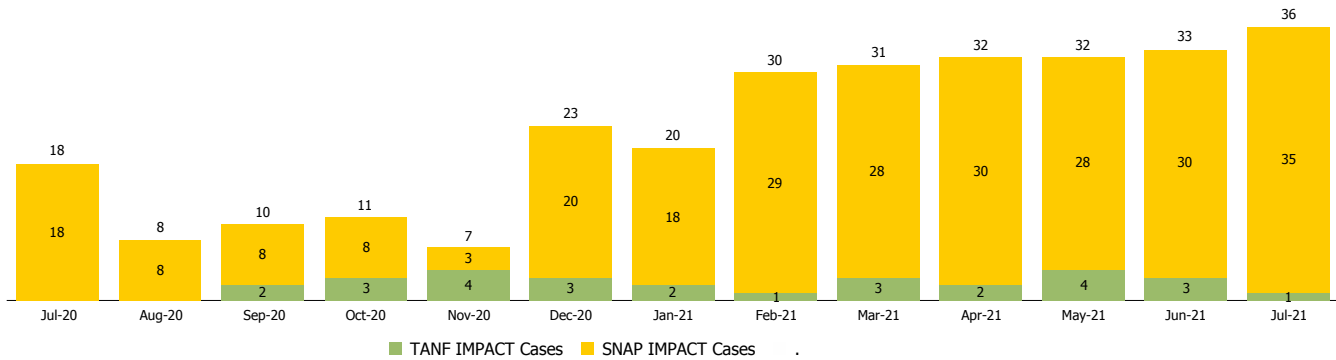
Reporting Month: July 2021

Location: Carroll County

INDIANA MANPOWER PLACEMENT AND COMPREHENSIVE TRAINING (IMPACT)

	July 2021	June 2021	July 2020	Annual Change
Number of IMPACT cases	36	33	18	100.00%
Number of TANF IMPACT adults	1	3	0	
Number of SNAP IMPACT Cases	35	30	18	94.44%
Total number of adults employed	2	3	4	-50.00%
Number of TANF IMPACT adults newly employed (within past 30 days)	0	0	0	
Number of SNAP IMPACT adults employed	2	3	4	-50.00%
Total number of adults ineligible due to employment	3	5	27	-88.89%
Number of TANF adults ineligible due to employment	0	0	0	
Number of SNAP adults ineligible due to employment	3	5	27	-88.89%

IMPACT Caseloads
(SNAP, TANF, Total Caseload)



Note:

All data July 2014 and following will be broken out according to the new DFR region structure effective July 1 2014.