



DIVISION OF FAMILY RESOURCES

Adams County Monthly Management Report July 2021

State of Indiana

Eric Holcomb
Governor

Family and Social Services Administration

Jennifer Sullivan, M.D.
Secretary

Division of Family Resources

Adrienne Shields
Director

For questions regarding data on this report contact:
office.Communications@fssa.IN.gov



State of Indiana

Published August 2021



DIVISION OF FAMILY RESOURCES

Monthly Management Report

Reporting Month: July 2021

Location: Adams County

TEMPORARY ASSISTANCE FOR NEEDY FAMILIES (TANF)

Child-Only and One-Parent Families	Jul 31, 2021	June 2021	July 2020	Annual Change
Number of families receiving TANF Grants	18	19	21	-14.29%
Total number of grant recipients	42	44	42	0.00%
Number of adult grant recipients	9	10	4	125.00%
Number of child grant recipients	33	34	38	-13.16%
Total payments	\$3,818	\$4,179	\$3,950	-3.34%
Average payment per case	\$212.11	\$219.95	\$188.10	12.77%
Average payment per recipient	\$90.90	\$94.98	\$94.05	-3.34%
Number of cases with benefits reduced to zero	2	1	3	-33.33%
Number of recipients with benefits reduced to zero	7	5	8	-12.50%
Number of adult recipients with benefit reduced to zero	2	1	3	-33.33%
Number of child recipients with benefit reduced to zero	5	4	5	0.00%

Two-Parent Families	Jul 31, 2021	June 2021	July 2020	Annual Change
Number of families receiving TANF Grants	11	9	1	1,000.00%
Total number of grant recipients	33	28	2	1,550.00%
Number of adult grant recipients	13	11	1	1,200.00%
Number of child grant recipients	20	17	1	1,900.00%
Total payments	\$2,579	\$2,372	\$229	1,026.20%
Average payment per case	\$234.45	\$263.56	\$229.00	2.38%
Average payment per recipient	\$78.15	\$84.71	\$114.50	-31.75%
Number of cases with benefits reduced to zero	0	0	0	0%
Number of recipients with benefits reduced to zero	0	0	0	0%
Number of adult recipients with benefit reduced to zero	0	0	0	0%
Number of child recipients with benefit reduced to zero	0	0	0	0%

Note:

All data July 2014 and following will be broken out according to the new DFR region structure effective July 1 2014.

Source:



DIVISION OF FAMILY RESOURCES

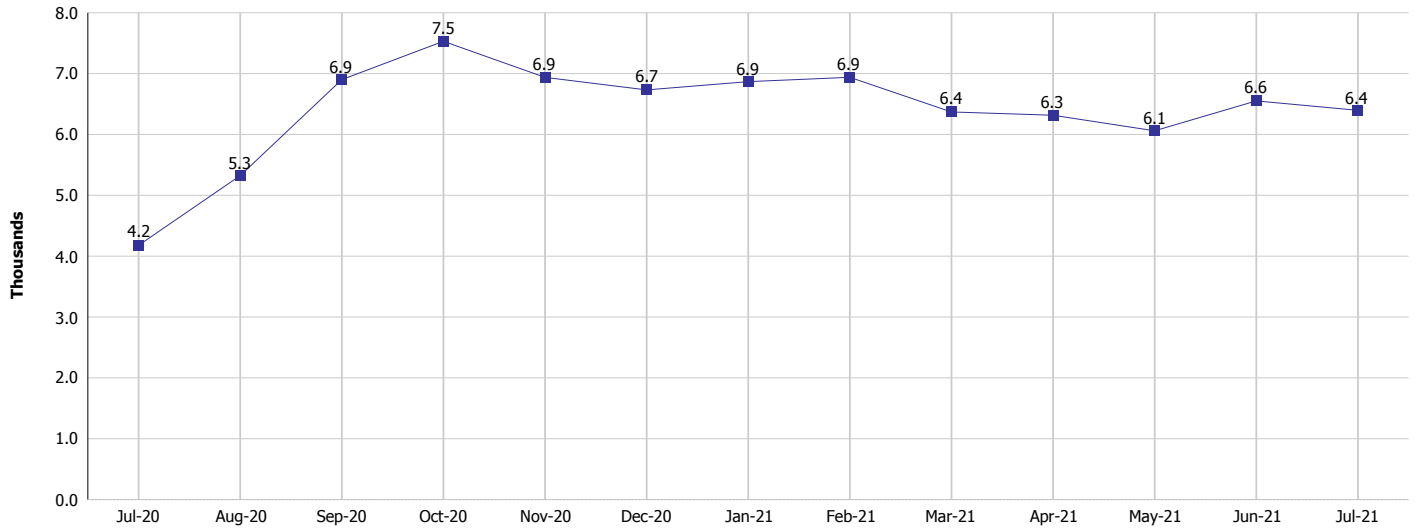
Monthly Management Report

Reporting Month: July 2021

Location: Adams County

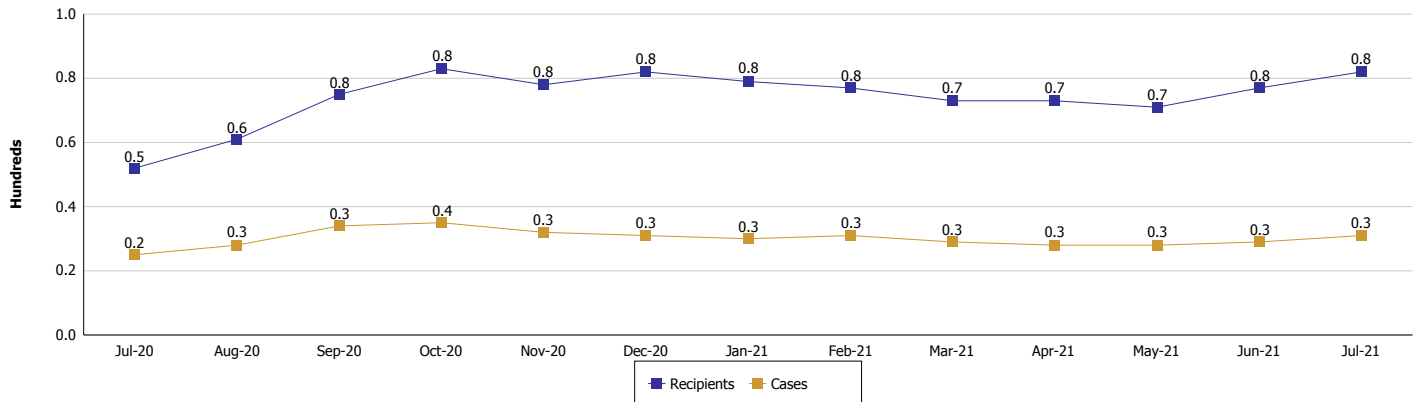
TEMPORARY ASSISTANCE FOR NEEDY FAMILIES (TANF)

TANF Regular And TANF Two-Parent Cash Assistance



TANF Cases and Recipients

(TANF Regular and TANF Two-Parent)



Note:

All data July 2014 and following will be broken out according to the new DFR region structure effective July 1 2014.



DIVISION OF FAMILY RESOURCES

Monthly Management Report

Reporting Month: July 2021

Location: Adams County

SUPPLEMENTAL NUTRITION ASSISTANCE PROGRAM (SNAP)

	July 2021	June 2021	July 2020	Annual Change
Total issuance	\$428,807	\$433,653	\$346,371	23.80%
Number of households receiving SNAP benefits	875	892	906	-3.42%
Number of recipients	1,903	1,953	1,979	-3.84%
Average issuance per household	\$490.07	\$486.16	\$382.31	28.19%
Average issuance per recipient	\$225.33	\$222.04	\$175.02	28.75%

Note:

All data July 2014 and following will be broken out according to the new DFR region structure effective July 1 2014.



DIVISION OF FAMILY RESOURCES

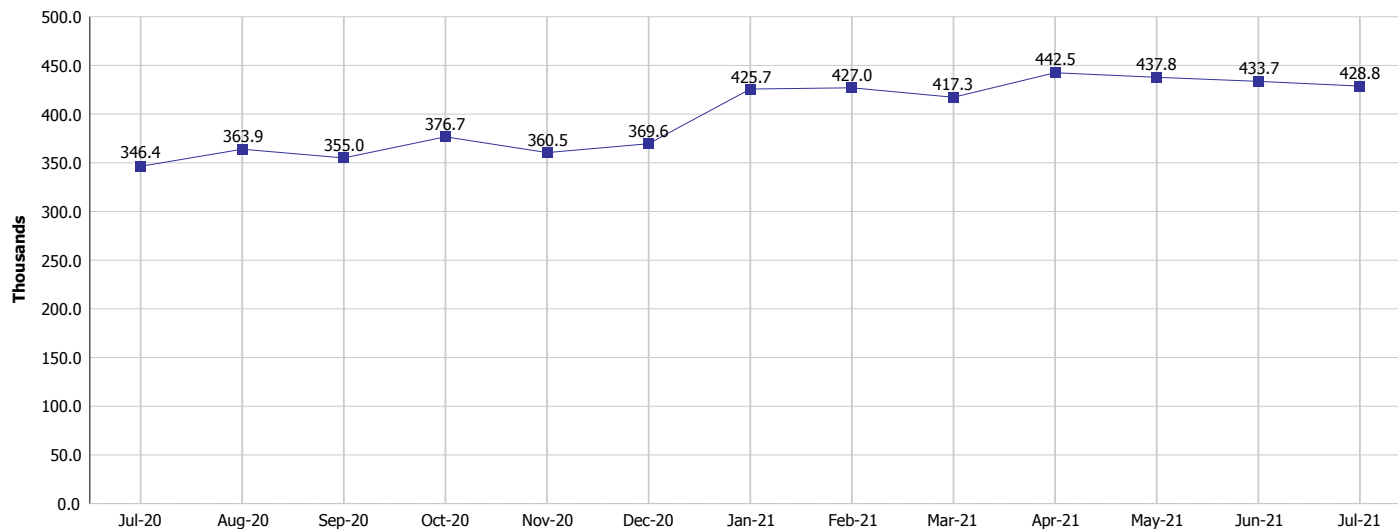
Monthly Management Report

Reporting Month: July 2021

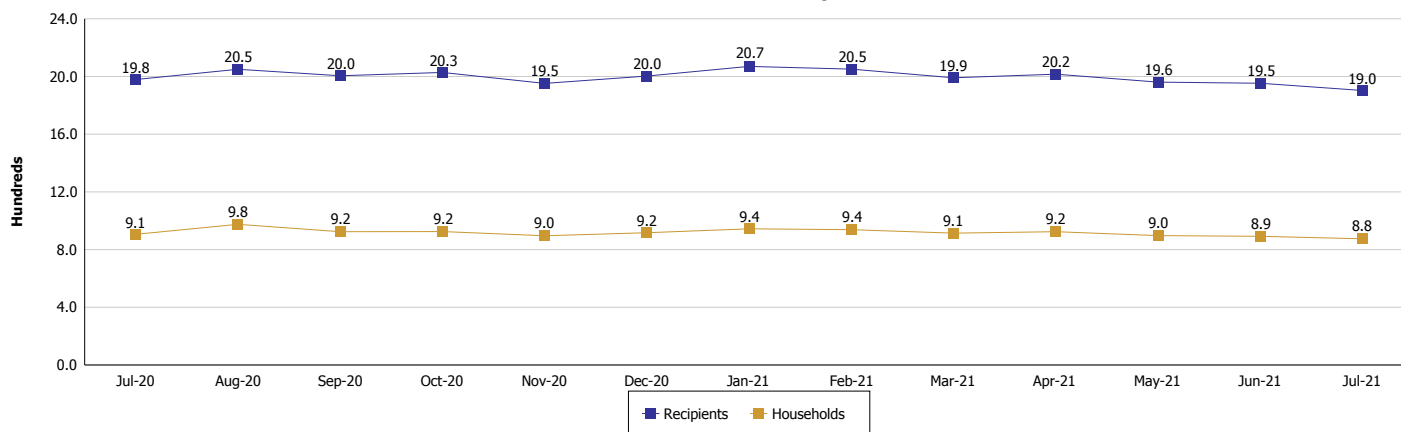
Location: Adams County

SUPPLEMENTAL NUTRITION ASSISTANCE PROGRAM (SNAP)

SNAP Issuance



SNAP Households and Recipients



Note:

All data July 2014 and following will be broken out according to the new DFR region structure effective July 1 2021.



DIVISION OF FAMILY RESOURCES

Monthly Management Report

Reporting Month: July 2021

Location: Adams County

HIP 2.0 and SNAP

	July 2021	June 2021	July 2020	Annual Change
Total HIP 2.0 Members	2,161	2,128	1,626	32.90%
HIP Members also SNAP Recipients	577	593	542	6.46%
Percentage HIP Members SNAP Recipients	26.7%	27.9%	33.3%	-6.63
HIP Members SNAP ABAWDs	0	0	0	0%
Percentage HIP Members SNAP ABAWDs	0	0	0	0.0

Note:

All data July 2014 and following will be broken out according to the new DFR region structure effective July 1 2014.



DIVISION OF FAMILY RESOURCES

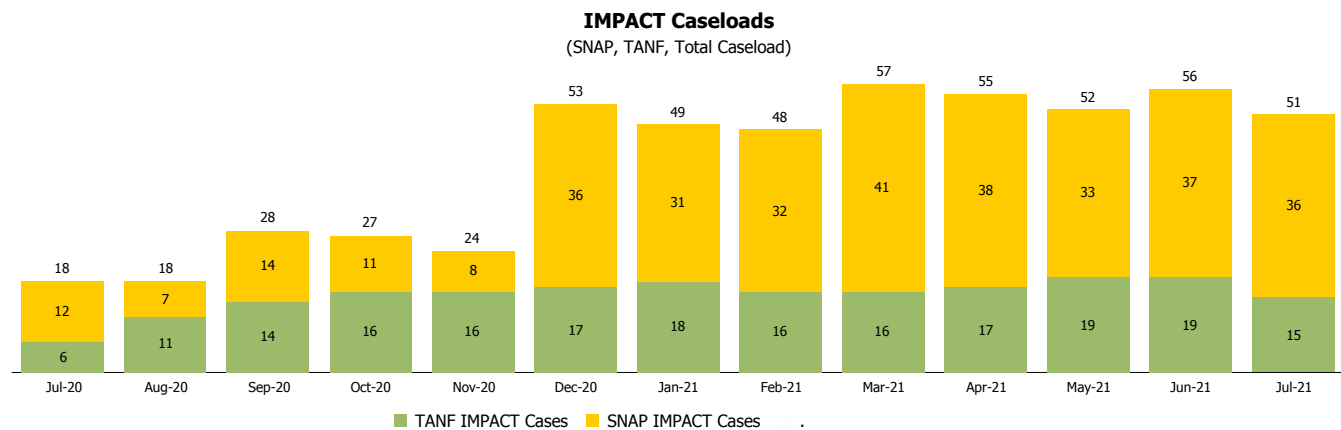
Monthly Management Report

Reporting Month: July 2021

Location: Adams County

INDIANA MANPOWER PLACEMENT AND COMPREHENSIVE TRAINING (IMPACT)

	July 2021	June 2021	July 2020	Annual Change
Number of IMPACT cases	51	56	18	183.33%
Number of TANF IMPACT adults	15	19	6	150.00%
Number of SNAP IMPACT Cases	36	37	12	200.00%
Total number of adults employed	2	1	0	
Number of TANF IMPACT adults newly employed (within past 30 days)	0	0	0	
Number of SNAP IMPACT adults employed	2	1	0	
Total number of adults ineligible due to employment	9	5	32	-71.88%
Number of TANF adults ineligible due to employment	0	0	2	-100.00%
Number of SNAP adults ineligible due to employment	9	5	30	-70.00%



Note:

All data July 2014 and following will be broken out according to the new DFR region structure effective July 1 2014.