



ICC State Update

January 16, 2026

FSSA/DDARS Updates



Quarterly Financial Reviews (QFRs)

- 2026 Schedule: Jan 30, Apr 28, Aug 5, Oct 27
- Join in person – Indiana Government Center Auditorium
- Join virtually via the FSSA YouTube Channel
<https://www.youtube.com/@FSSAIndianavideos/streams>
- Attendees can submit questions to asktheseecretary@fssa.in.gov
- All FSSA Division Presentations 9:30am-3:00pm
- DDARS timeslot 1:30-2:45pm



EIHub Remediation



17 development sprints completed

Over 65 user stories in development

3 releases completed

January 2025

July 2025

January 2026

Next steps: User story development for IFSP tab

Program Updates



- Agency/SPOE meeting held 11/14/2025
 - Approximately 70 people in attendance
 - Next steps:
 - Workgroup to annotate progress note to ensure and improve quality
 - Personnel safety guidance
 - Transition information for families
 - Data lunch and learns
- Request For Proposals (RFPs)
 - Caregiver Coaching – Awarded to Indiana University
 - Professional Development System – Award coming soon!
- FFY25 State Monitoring – Almost Complete
 - SPOEs
 - Provider Agencies – Cohort 1
- Preparing for FFY24 APR Submission due 2/1/2026

Training Update



National Webinar Series – Rooted in Relationships

- February 4th – Supporting Families of Children with Autism with Dr. Rick Solomon
- Registration Required: <https://go.iu.edu/8uNX>

PEM 2.0 Rollout – New and improved credentialling process

- Being rolled out in phases
- Working to integrate information submitted during the credentialling process into EIHub
- Thanks to all who helped pilot the new credentialling process

On-boarding Trainings – New training modules posted on the LMS

- Required for all newly enrolled service coordinators and providers as of 1/1/26



Conference Registration is Open!

The Indiana Early Intervention Conference will be held June 11th and 12th at the Monroe Convention Center in Bloomington, Indiana

In-person - \$125 and Virtual - \$75

Visit the [conference website](#) or scan the QR code to register.





Indiana Part C Annual Performance Report Data FFY24 (July 1, 2024 – June 30, 2025)



Background: Indicators

- **Compliance Indicators**

- Targets set by OSEP at 100%

- **Results Indicators**

- Targets informed by stakeholder engagement groups
- Targets set by State Lead Agency
- Target setting needed for FFY26 – FFY31

Background: Data Collection

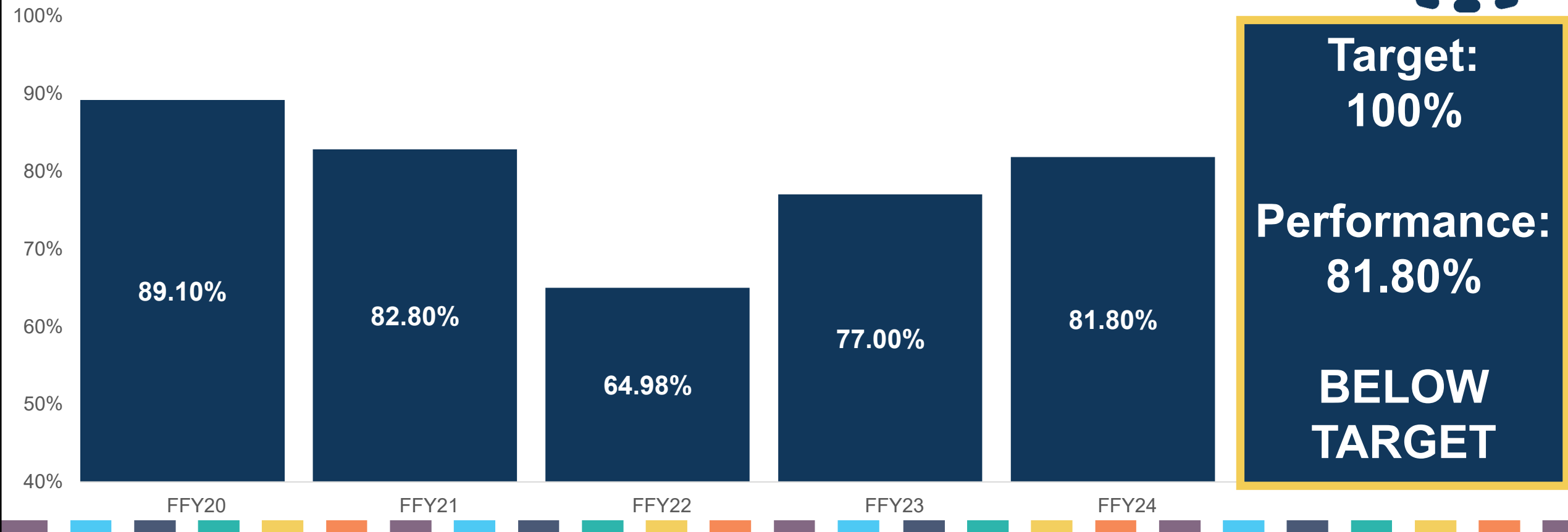


- **Quality Review Process** (July 1, 2024- July 31, 2025)
 - Indicator 1: Timely Service Delivery (c)
 - Indicator 3: Child Outcomes (r)
 - Indicator 4: Family Outcomes (r)
 - Indicator 7: Timely IFSP Development (c)
 - Indicator 8: Transition Services (c)
- **Reported 618 Data**
 - Indicator 2: Services Provided in Natural Environment (r)
 - Indicator 5: % of Children Served Birth-1 (r)
 - Indicator 6: % of Children Served Birth-3 (r)
- **Alternate Reporting Requirements**
 - Indicator 9: Hearing Requests Resolved
 - Indicator 10: Mediation Agreements
 - Indicator 11: State Systemic Improvement Plan

(c) = Compliance Indicator
(r) = Results Indicator

Indicator 1: Timely Service Delivery

All IFSP services start within 30 days



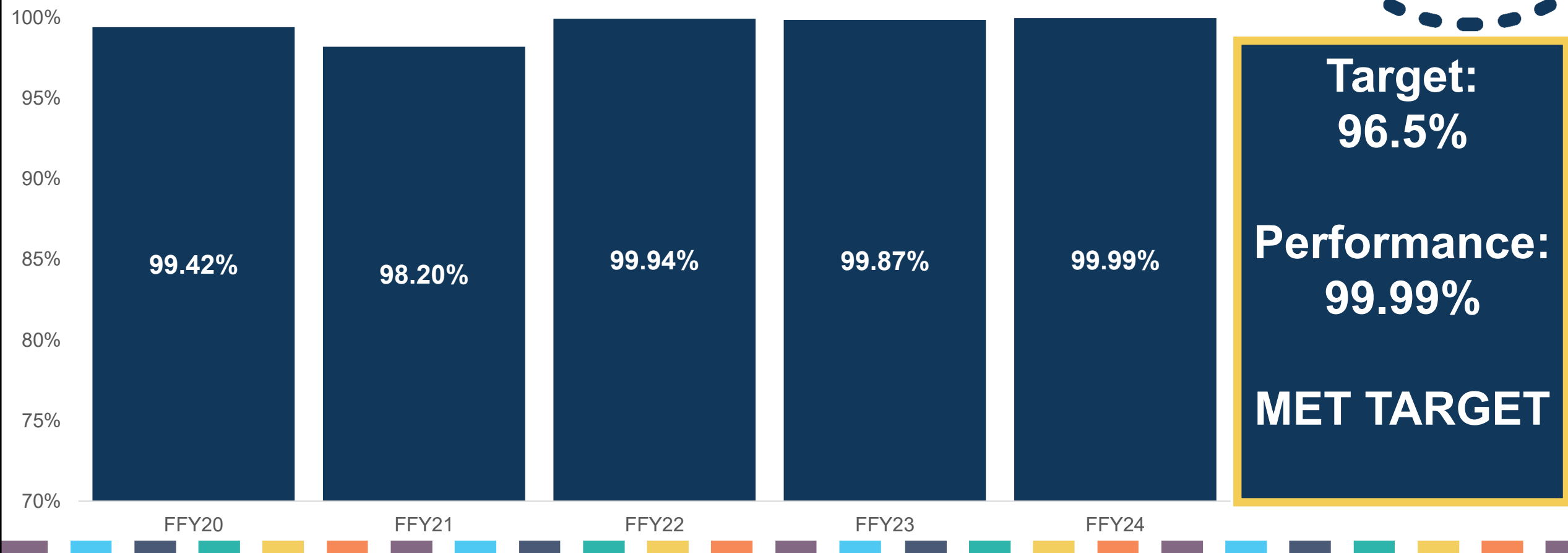
Cluster Breakdown

Indicator 1: Timely Service Delivery



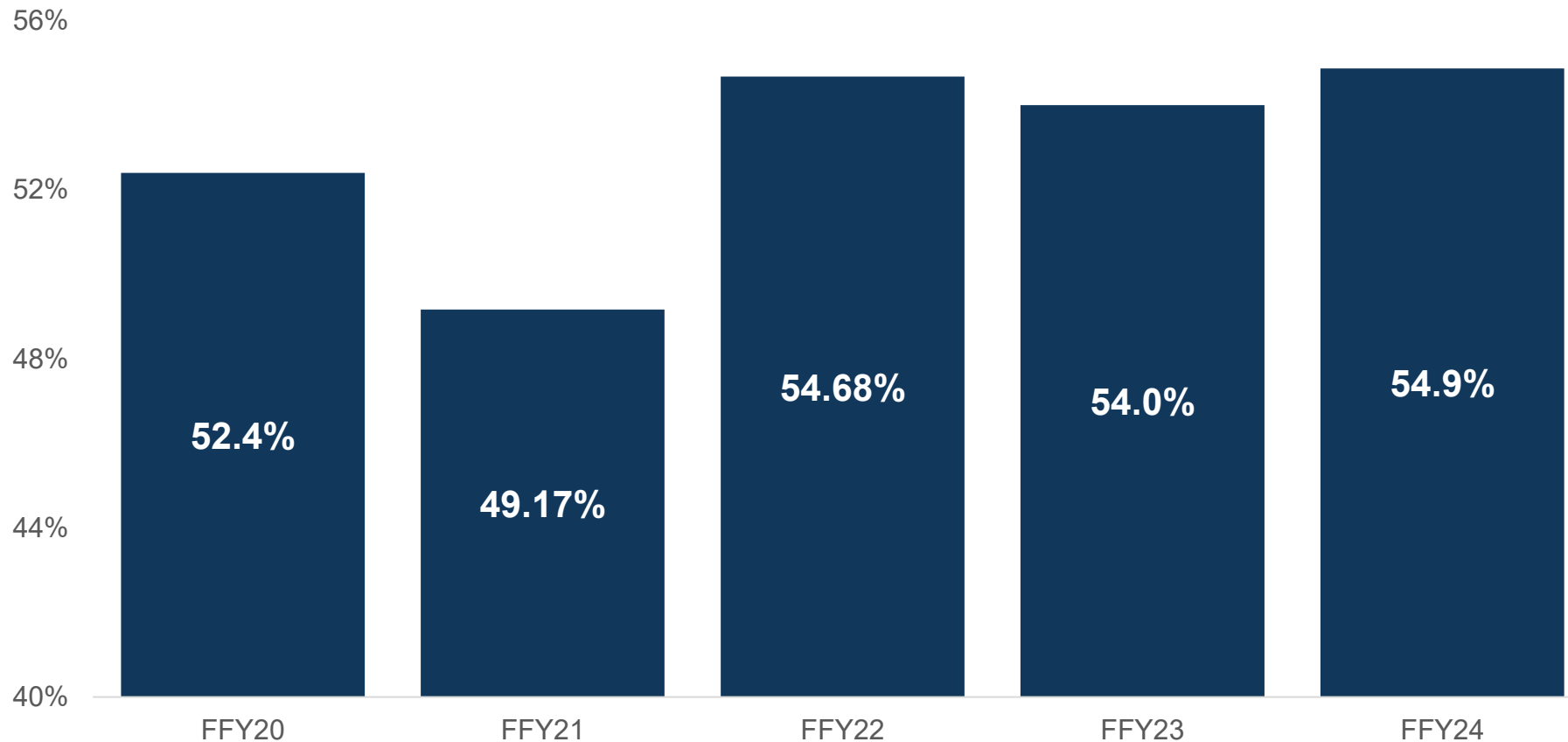
Cluster	FFY2023	FFY2024	Finding Issued	Corrected Finding
A	88.50%	84.60%	Yes	Yes
B	78.80%	69.40%	Yes	Yes
C	81.40%	86.90%	Yes	Yes
D	91.10%	94.00%	Yes	Yes
F	58.50%	87.90%	Yes	Yes
G	68.60%	84.00%	Yes	Yes
H	90.60%	74.00%	Yes	Yes
I	75.30%	83.00%	Yes	Yes
J	66.20%	65.30%	Yes	Yes

Indicator 2: Services Provided in the Natural Environment



Indicator 3A: Child Outcomes – Positive Social Emotional Skills

SS1: Substantial Increase in Rate of Growth



Target:
52.75%

Performance:
54.87%

**MET
TARGET**

Cluster Breakdown

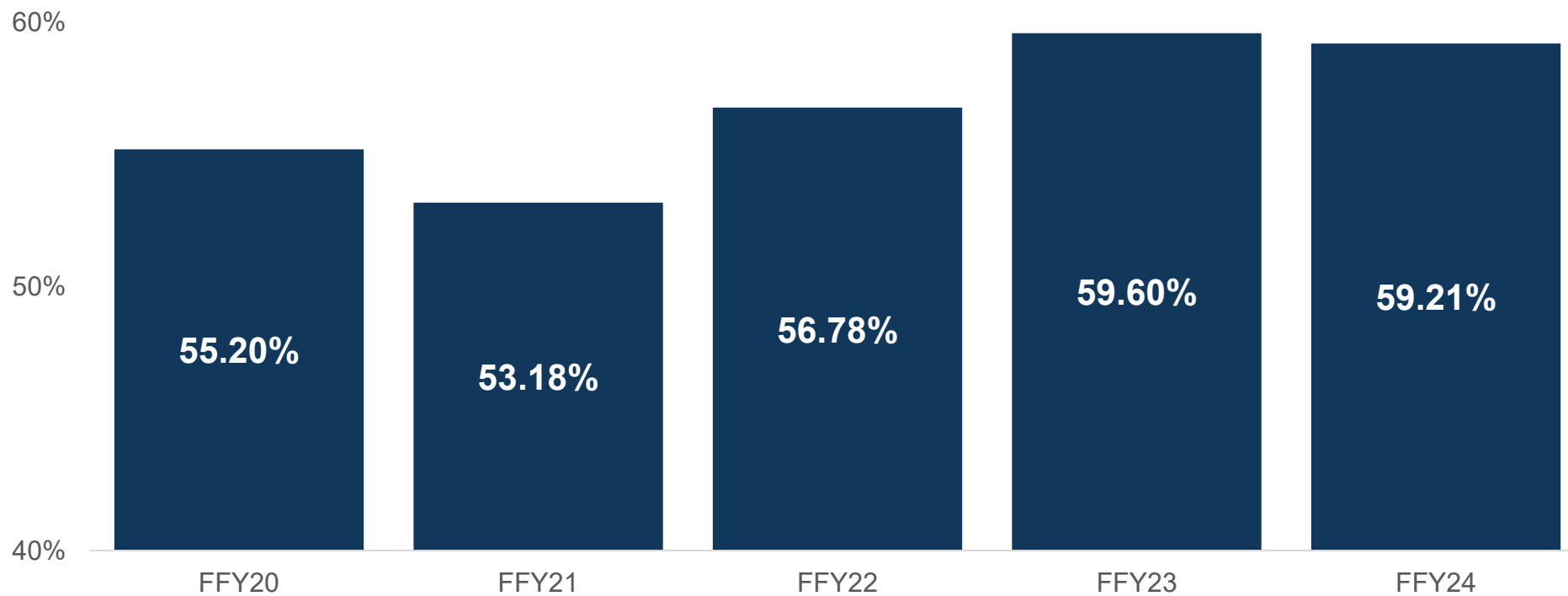
Indicator 3A SS1: Child Outcome

Positive Social Emotional Skills-Substantial Increase



Cluster	FFY23	FFY24
A	51.8%	47.67%
B	45.7%	48.14%
C	59.4%	57.75%
D	58.0%	63.43%
F	47.0%	58.72%
G	55.9%	56.01%
H	43.1%	50.69%
I	57.4%	58.56%
J	51.7%	52.80%

Indicator 3A: Child Outcomes – Positive Social Emotional Skills SS2: Functioning within Age Expectation



Target:
55%

Performance:
59.21%

**MET
TARGET**

Cluster Breakdown

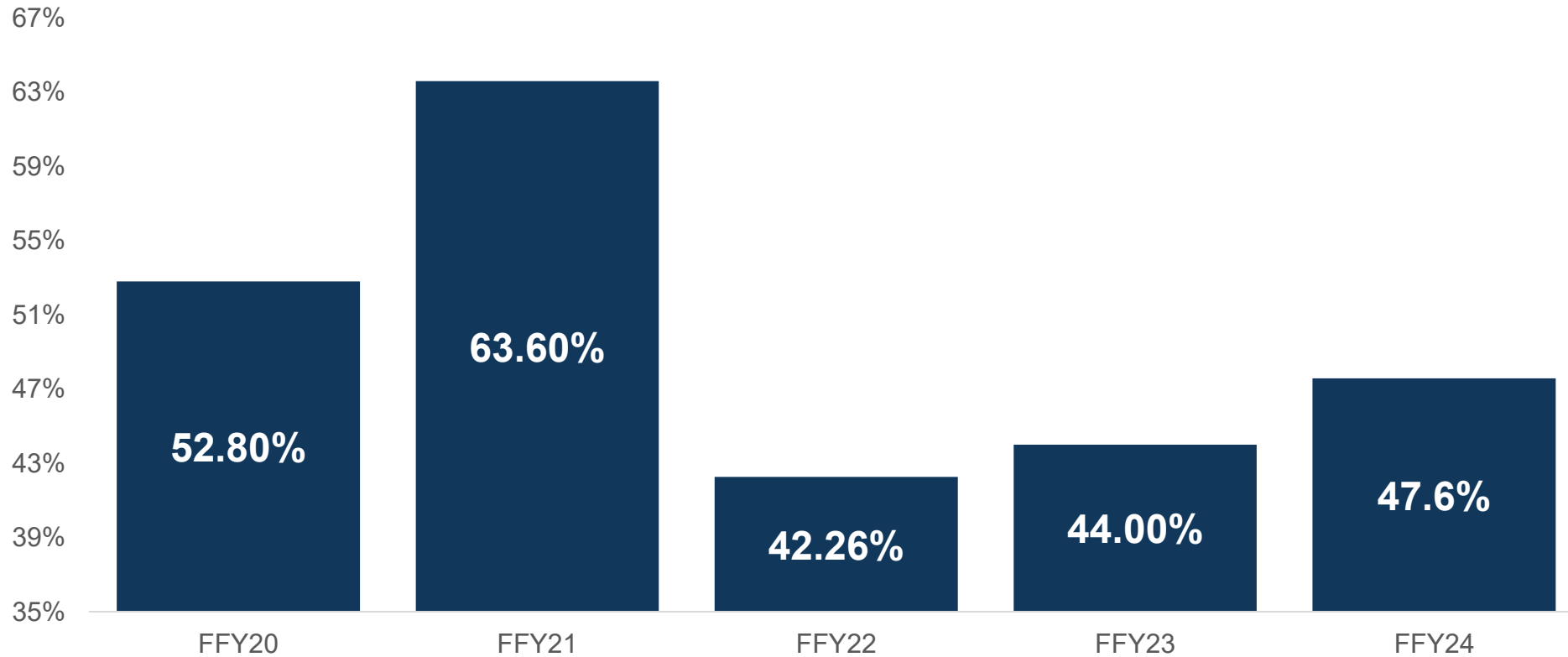
Indicator 3A SS2: Child Outcome

Positive Social Emotional Skills-Within Age Expectations



Cluster	FFY23	FFY24
A	59.2%	57.03%
B	52.8%	52.75%
C	64.7%	62.34%
D	61.4%	64.33%
F	53.3%	60.18%
G	61.9%	59.89%
H	50.2%	59.18%
I	58.8%	60.44%
J	58.3%	56.62%

Indicator 3B: Child Outcomes – Acquisition and Use of Knowledge & Skills SS1: Substantial Increase in Rate of Growth



Target:
54.5%

Performance:
47.58%

**BELOW
TARGET**

Cluster Breakdown

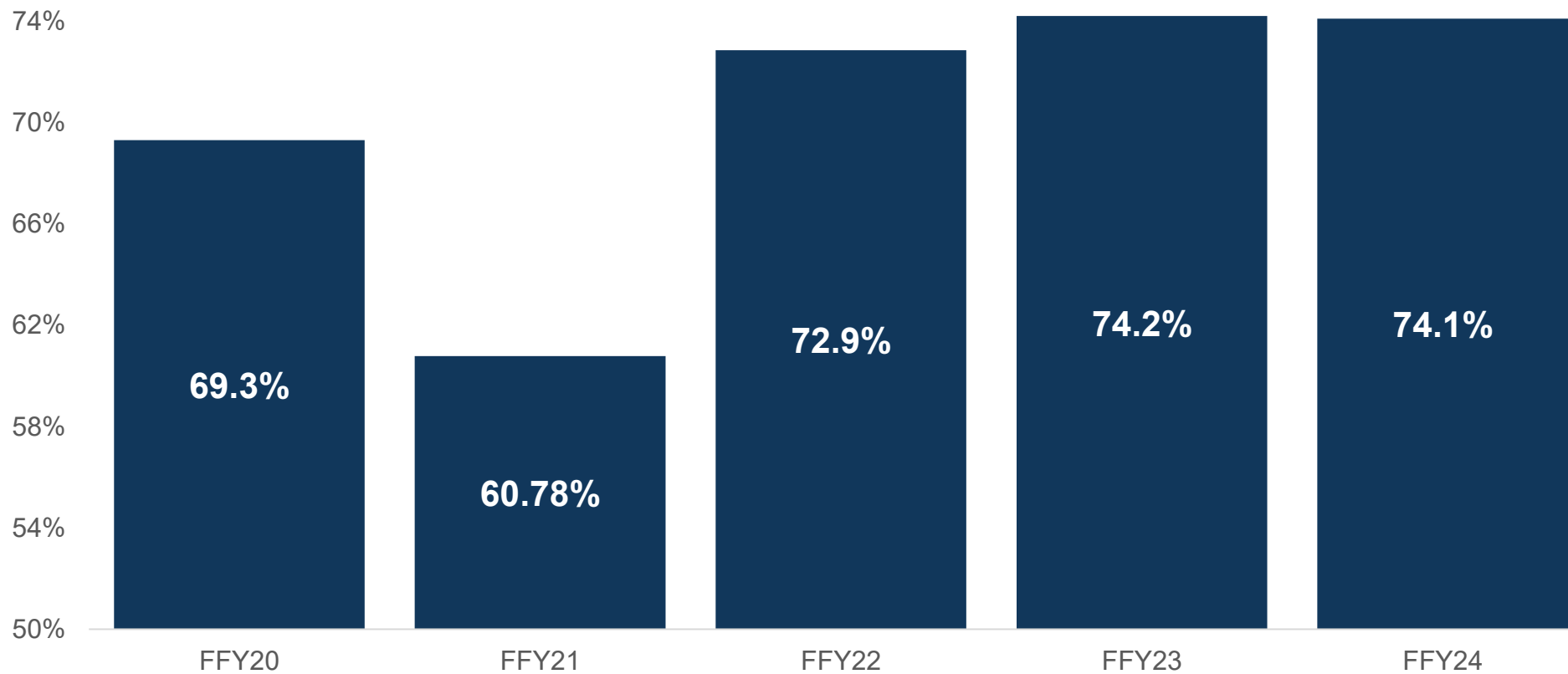
Indicator 3B SS1: Child Outcome

Acquisition and Use of Knowledge–Substantial Increase



Cluster	FFY23	FFY24
A	49.9%	45.85%
B	41.1%	41.91%
C	39.7%	39.38%
D	48.0%	54.41%
F	45.3%	51.85%
G	46.0%	48.83%
H	34.0%	47.90%
I	38.8%	48.16%
J	40.3%	49.79%

Indicator 3B: Child Outcomes – Acquisition and Use of Knowledge & Skills SS2: Functioning within Age Expectation



Target:
69%

Performance:
74.10%

**MET
TARGET**

Cluster Breakdown

Indicator 3B SS2: Child Outcome

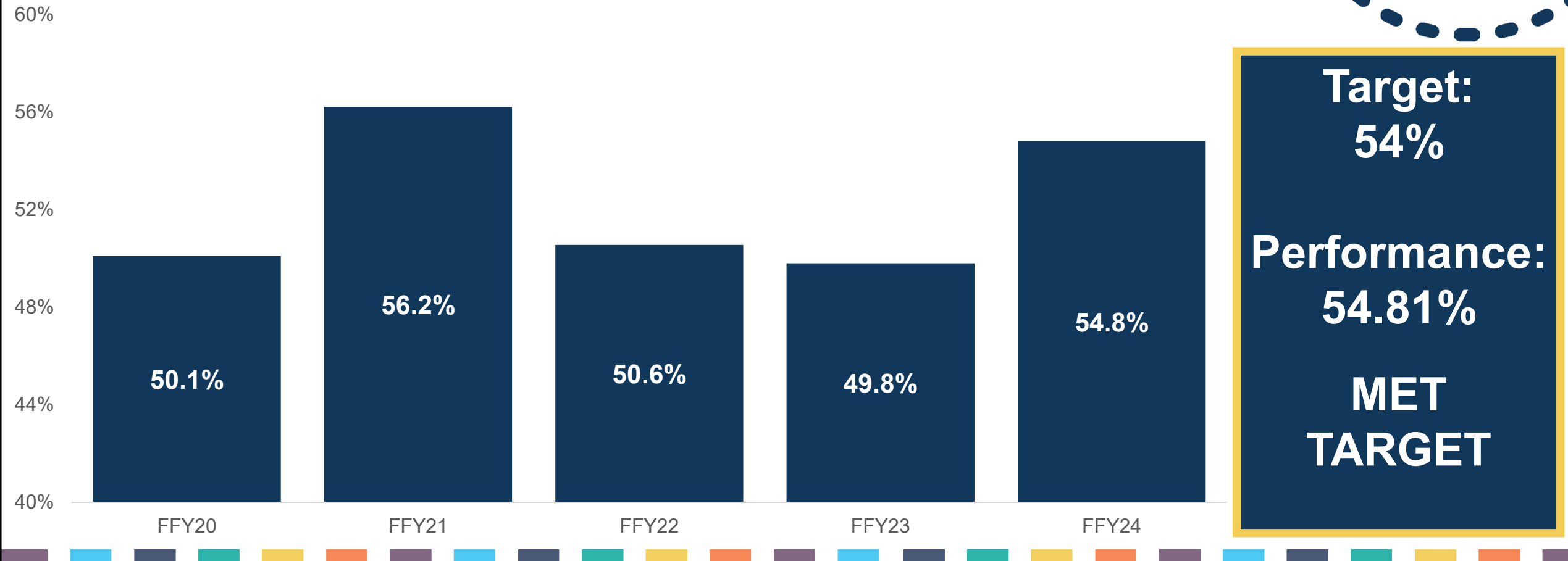
Acquisition and Use of Knowledge - Within Age Expectations



Cluster	FFY23	FFY24
A	71.7%	67.17%
B	69.8%	67.47%
C	77.9%	76.31%
D	77.5%	75.87%
F	71.0%	73.30%
G	75.6%	77.09%
H	63.6%	72.54%
I	75.8%	77.35%
J	73.3%	74.23%

Indicator 3C: Child Outcomes – Use of Appropriate Behaviors to Meet Needs

SS1: Substantial Increase in Rate of Growth



Cluster Breakdown

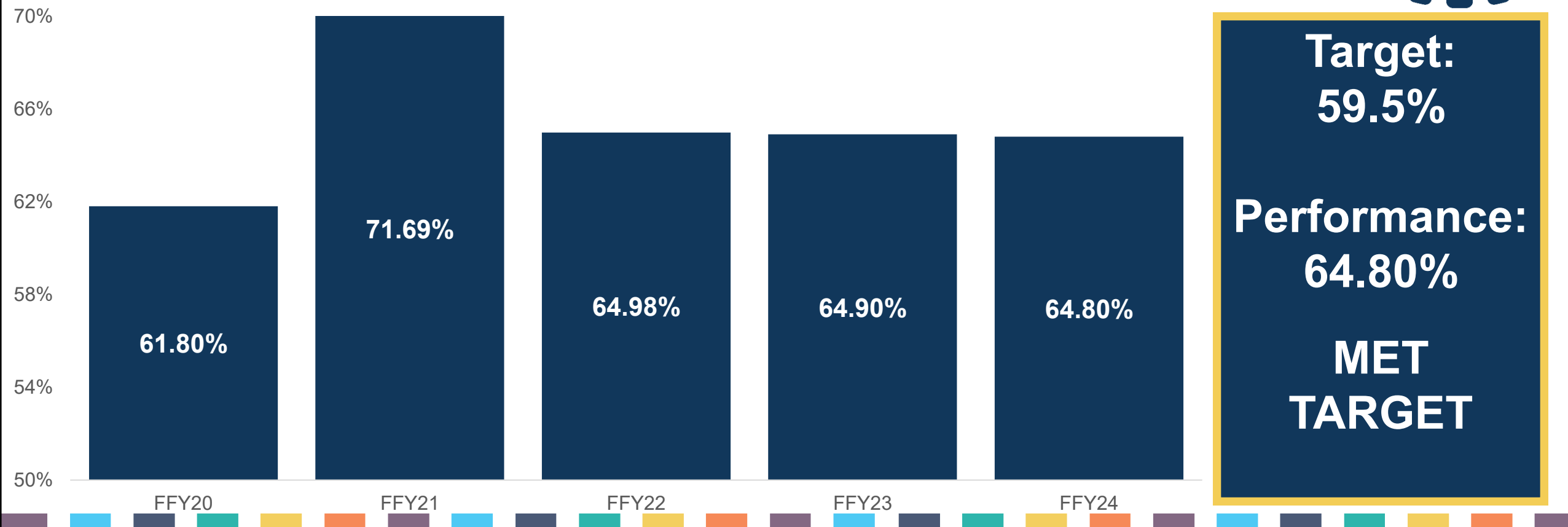
Indicator 3C SS1: Child Outcome

Appropriate Behaviors to Meet Needs – Substantial Increase



Cluster	FFY23	FFY24
A	42.9%	40.68%
B	46.5%	51.54%
C	50.3%	52.54%
D	47.9%	58.88%
F	48.7%	53.59%
G	50.9%	58.17%
H	45.4%	50.15%
I	54.5%	60.50%
J	47.9%	47.99%

Indicator 3C: Child Outcomes – Use of Appropriate Behaviors to Meet Needs SS2: Functioning within Age Expectation



Cluster Breakdown

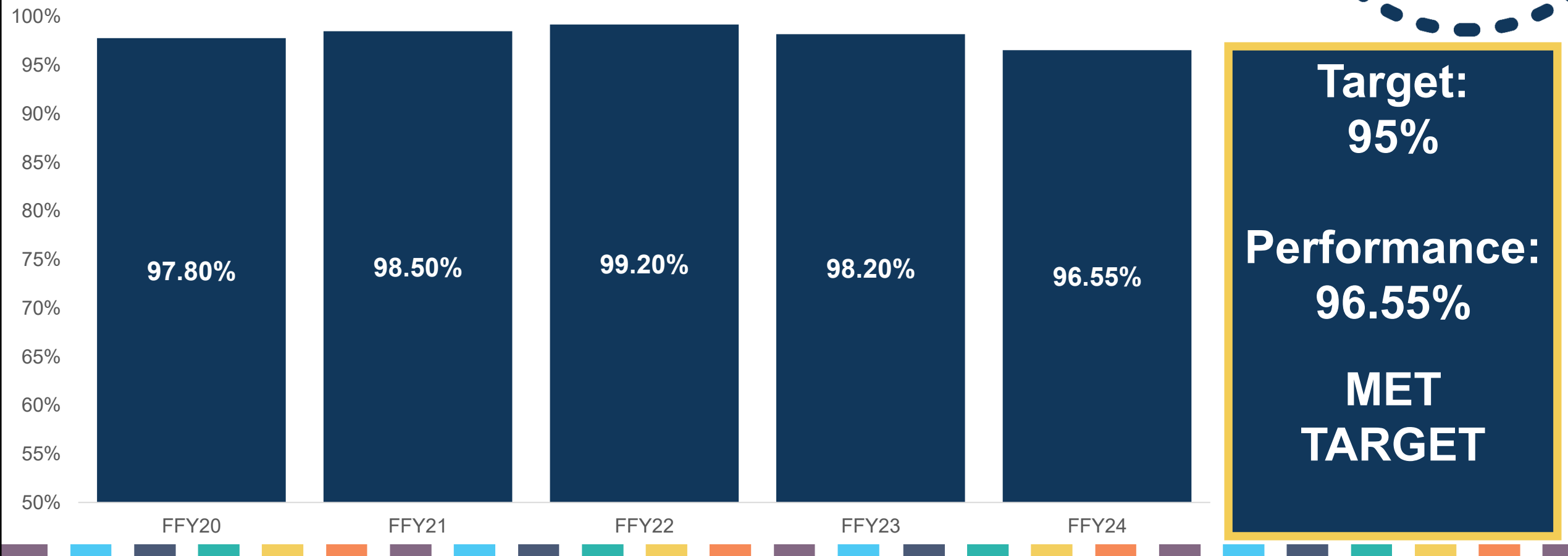
Indicator 3C SS2: Child Outcome

Appropriate Behaviors to Meet Needs – Within Age Expectations



Cluster	FFY23	FFY24
A	62.2%	56.97%
B	60.5%	60.61%
C	68.5%	65.64%
D	60.5%	66.62%
F	56.5%	61.09%
G	67.1%	67.65%
H	60.5%	61.71%
I	65.2%	65.75%
J	63.8%	63.64%

Indicator 4A: Family Outcomes – Know Their Rights



Cluster Breakdown

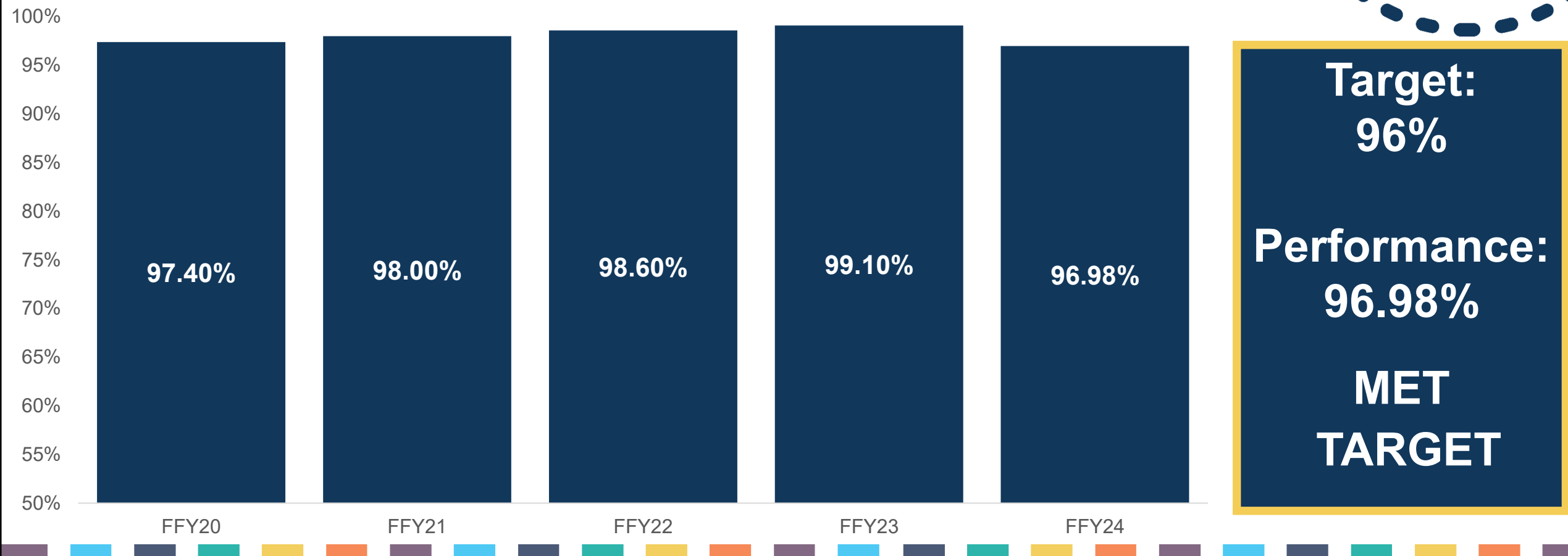
Indicator 4A: Family Outcome

Know Their Rights



Cluster	FFY23	FFY24
A	99.3%	96.73%
B	98.3%	94.75%
C	97.8%	96.59%
D	98.5%	97.46%
F	94.6%	96.12%
G	98.7%	97.10%
H	98.1%	99.04%
I	97.3%	94.77%
J	97.3%	95.81%

Indicator 4B: Family Outcomes – Effectively Communicate Their Child’s Needs



Cluster Breakdown

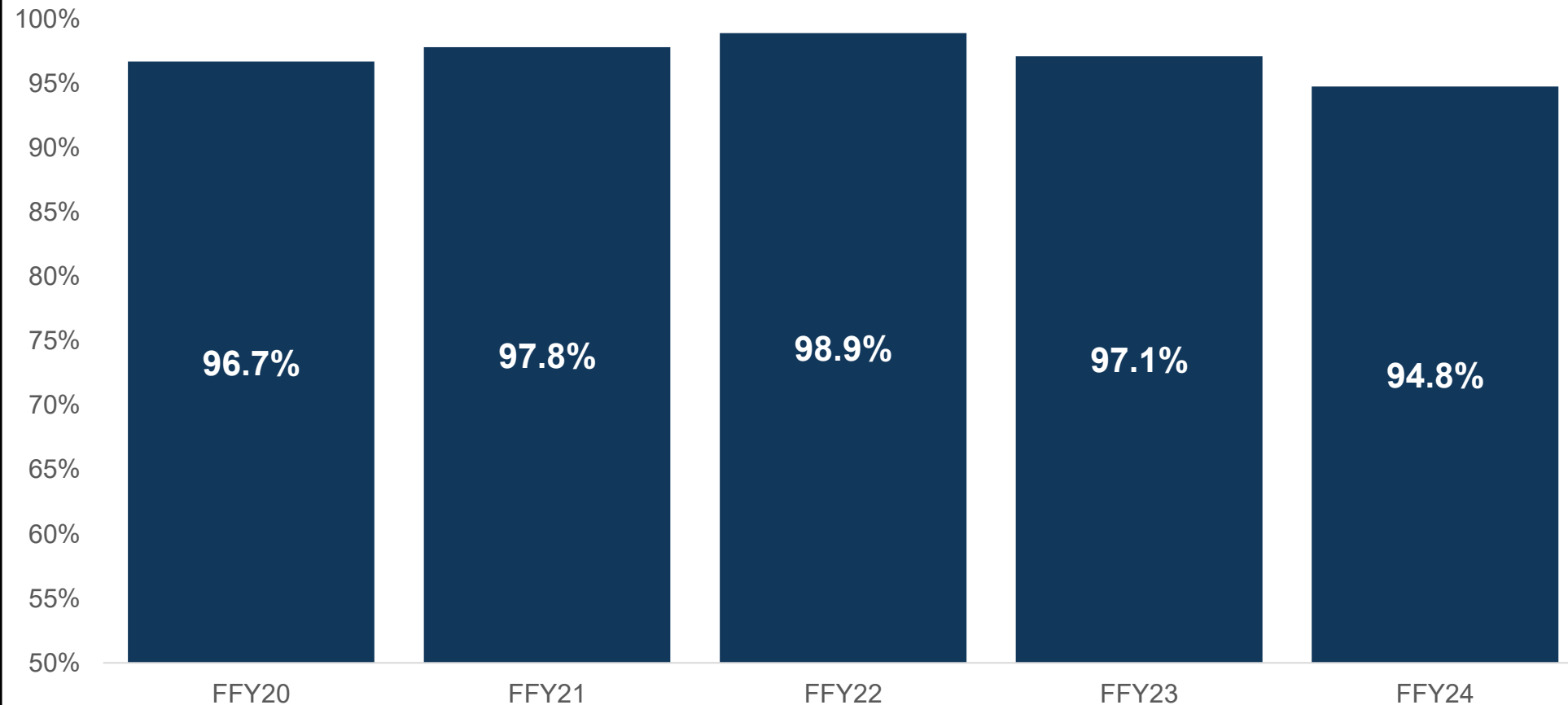
Indicator 4B: Family Outcome

Effectively Communicate Their Child's Needs



Cluster	FFY23	FFY24
A	99%	97.50%
B	97.2%	95.36%
C	97.5%	97.04%
D	98.9%	97.06%
F	95.1%	96.12%
G	98.6%	97.60%
H	98.9%	98.71%
I	97.6%	94.77%
J	98%	98.04%

Indicator 4C: Family Outcomes – Help Their Child Develop & Learn



Target:
95%

Performance:
94.76%

**BELOW
TARGET**

Cluster Breakdown

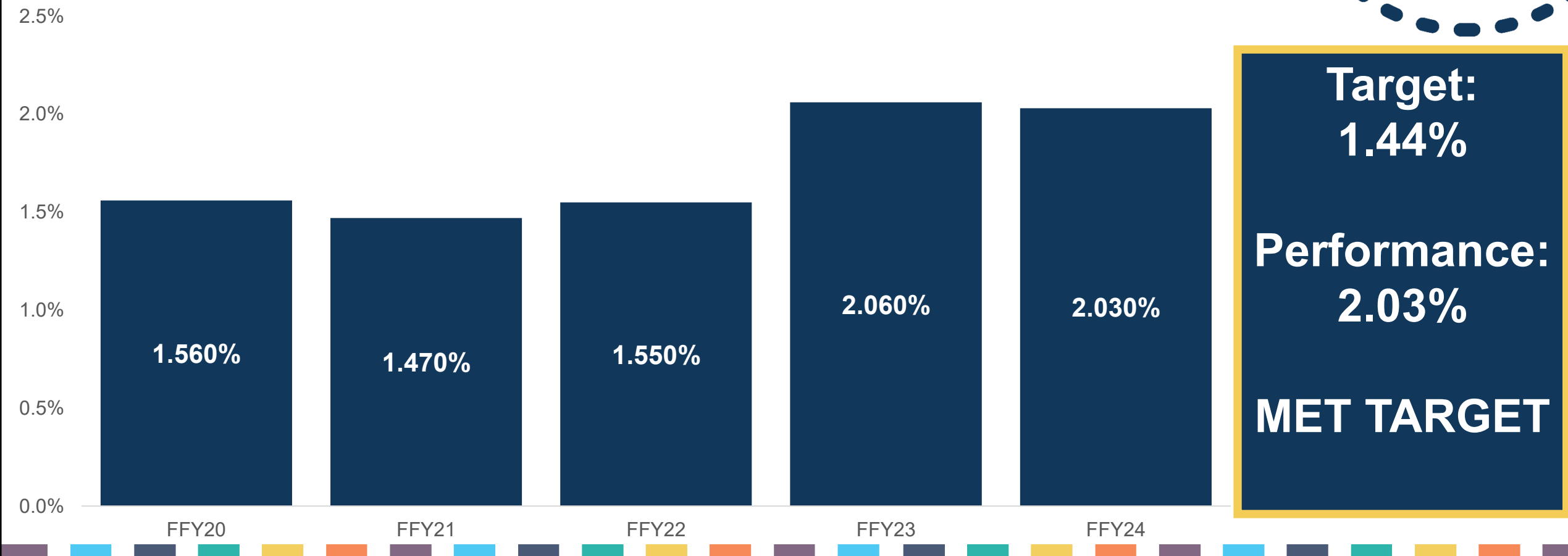
Indicator 4C: Family Outcome

Help Their Child Develop & Learn

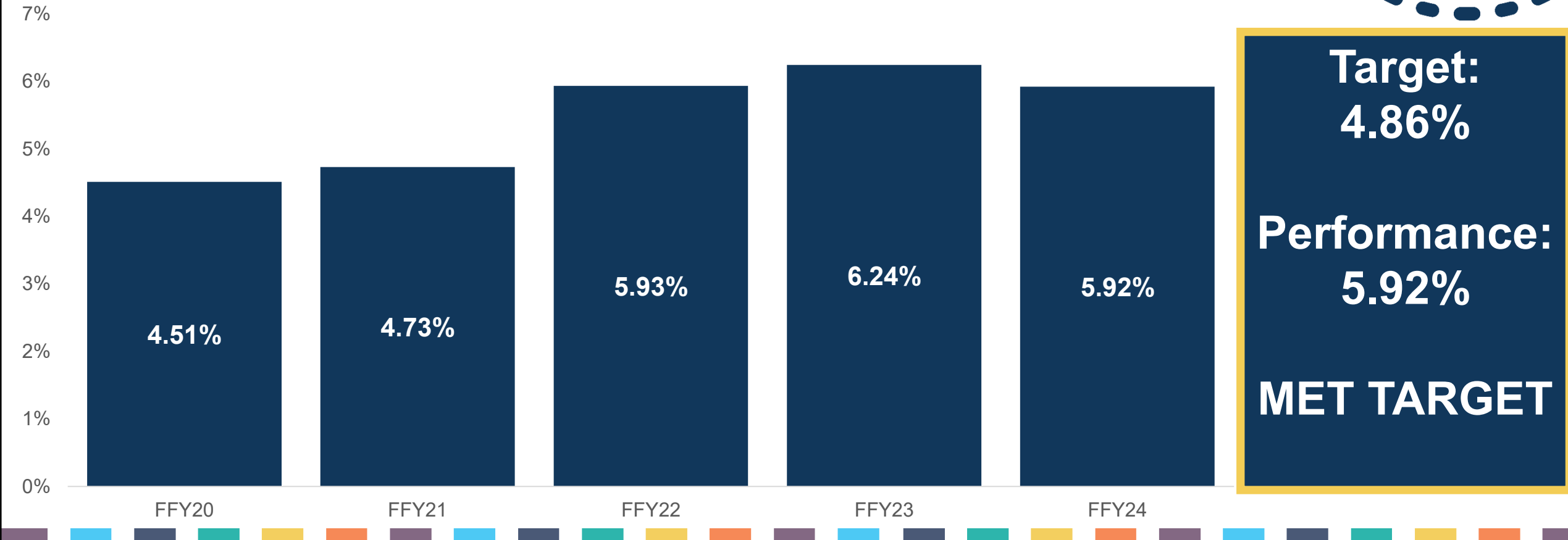


Cluster	FFY23	FFY24
A	98.1%	95.77%
B	95.4%	92.65%
C	95.6%	94.47%
D	97.5%	95.12%
F	93.5%	93.20%
G	98.4%	96.49%
H	98.8%	98.39%
I	95.7%	93.38%
J	97.6%	95.25%

Indicator 5: Child Find - % of Children Birth to Age 1 with IFSPs

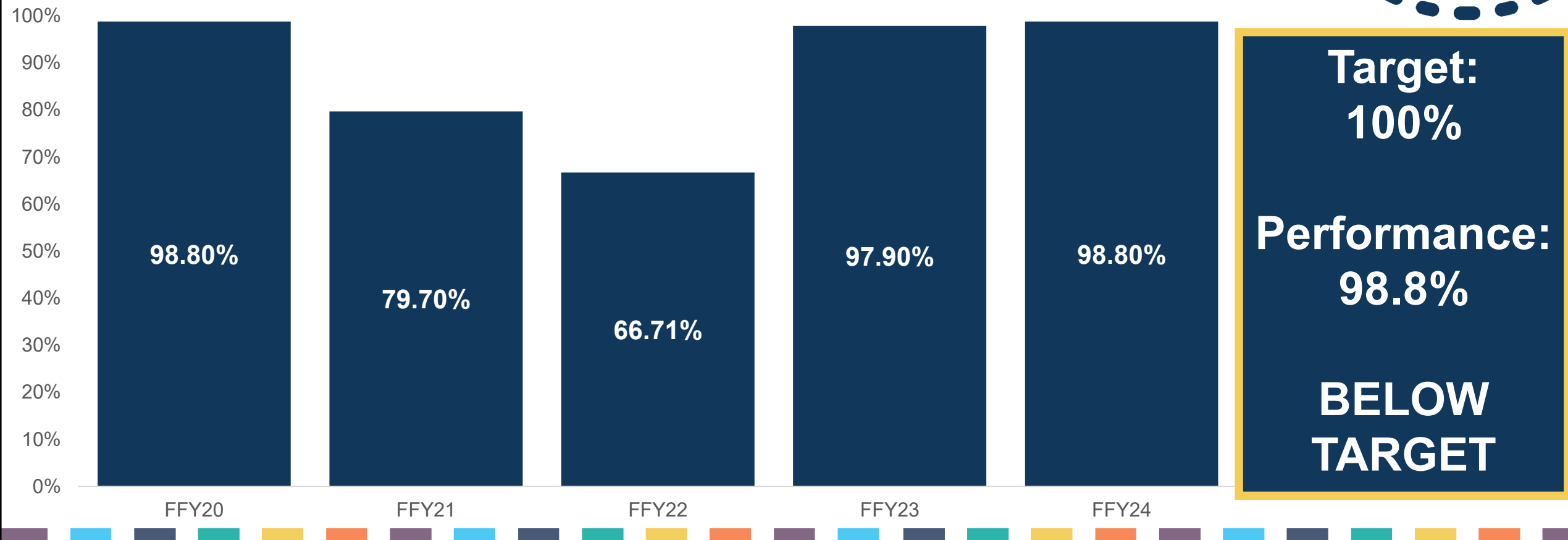


Indicator 6: Child Find - % of Children Birth to Age 3 with IFSPs



Indicator 7: Timeliness of IFSP

Initial evaluation, assessment, and IFSP within 45 days



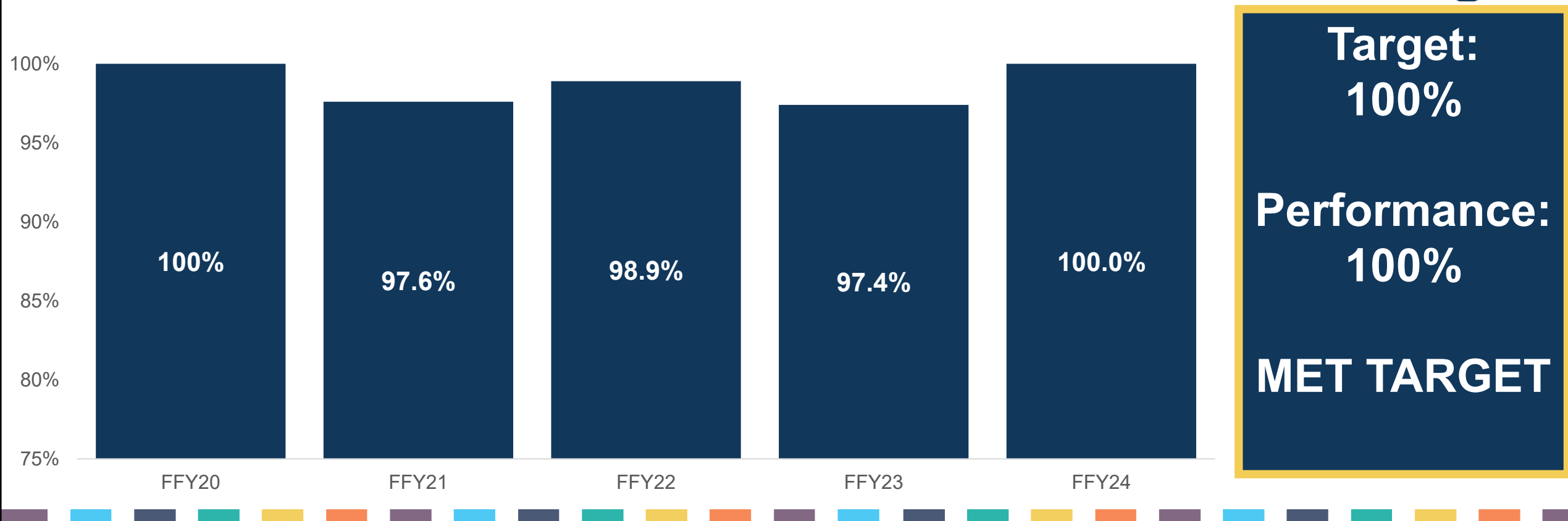
Cluster Breakdown

Indicator 7: Initial IFSPs within 45 Days



Cluster	FFY2023	FFY2024	Finding Issued	Corrected Finding
A	98.5%	100%	No	n/a
B	100%	100%	No	n/a
C	100%	98.40%	Yes	Yes
D	100%	100%	No	n/a
F	95.7%	89.50%	Yes	Yes
G	95.8%	99.00%	Yes	Yes
H	96.6%	100%	No	n/a
I	95.7%	100%	No	n/a
J	100%	98.30%	Yes	Yes

Indicator 8A: Timely Transition – Developed IFSP with Transition Steps 9 Months to 90 Days Before Child’s 3rd Birthday



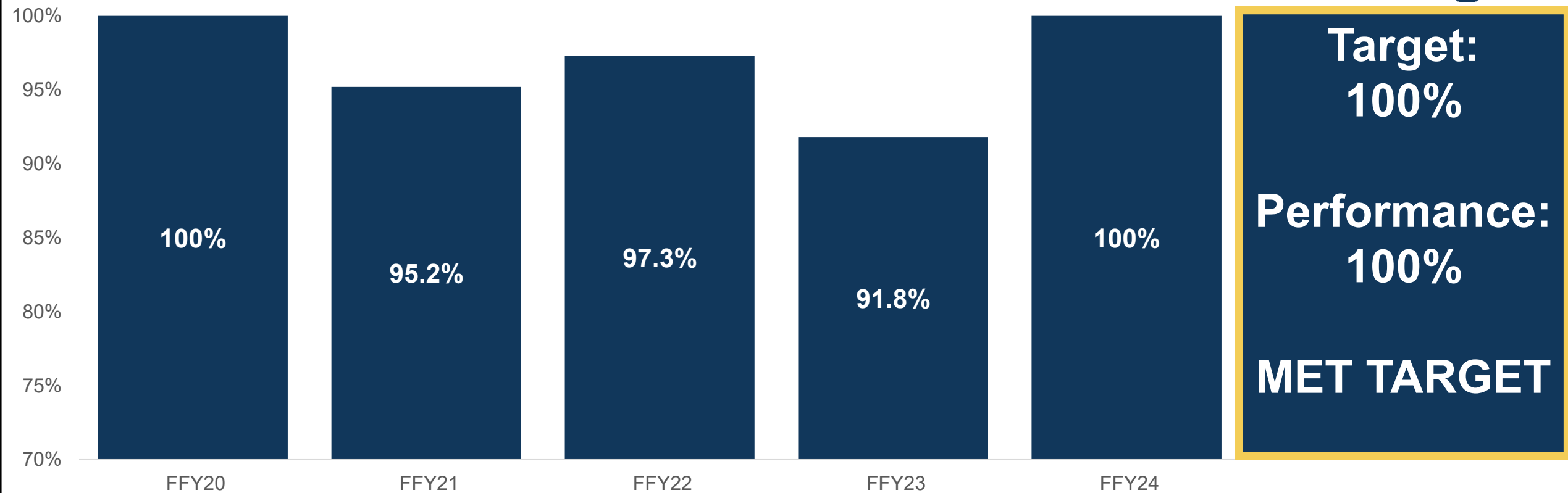
Cluster Breakdown

Indicator 8A: Timely Transition Steps



Cluster	FFY2023	FFY2024	Finding Issued	Corrected Finding
A	93.6%	100%	No	n/a
B	100%	100%	No	n/a
C	100%	100%	No	n/a
D	100%	100%	No	n/a
F	95.7%	100%	No	n/a
G	96.3%	100%	No	n/a
H	100%	100%	No	n/a
I	97.0%	100%	No	n/a
J	96.4%	100%	No	n/a

Indicator 8B: Timely Transition – Notified Educational Agencies of Child’s Potential Eligibility at Least 90 Days Prior to 3rd Birthday



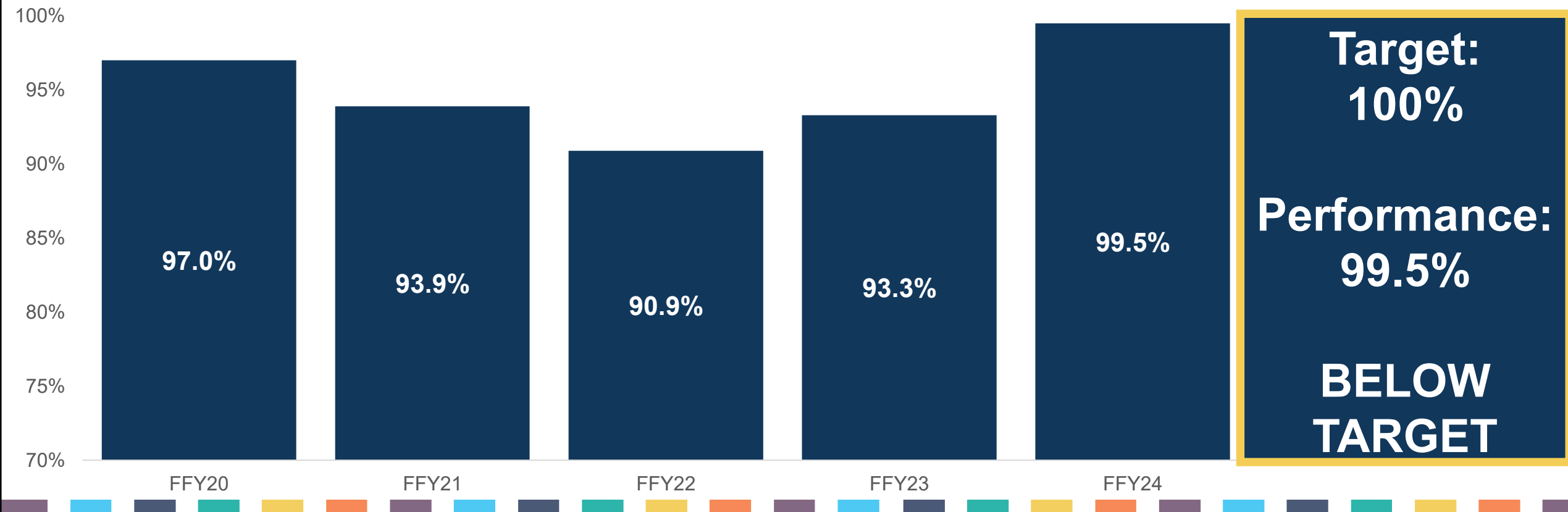
Cluster Data

Indicator 8B: Timely Transition Notification to LEA



Cluster	FFY2023	FFY2024	Finding Issued	Corrected Finding
A	94.9%	100%	No	n/a
B	96.4%	100%	No	n/a
C	100%	100%	No	n/a
D	100%	100%	No	n/a
F	95.7%	100%	No	n/a
G	80.9%	100%	No	n/a
H	96.9%	100%	No	n/a
I	83.3%	100%	No	n/a
J	96.4%	100%	No	n/a

Indicator 8C: Timely Transitions – Conducted Transition Conference 9 Months to 90 Days Before Child’s 3rd Birthday



Cluster Breakdown

Indicator 8C: Timely Transition

Timely Transition Conference



Cluster	FFY2023	FFY2024	Finding Issued	Corrected Finding
A	93.6%	100%	No	n/a
B	100%	100%	No	n/a
C	95.4%	100%	No	n/a
D	100%	100%	No	n/a
F	95.7%	100%	No	n/a
G	89.0%	96.7%	Yes	Yes
H	81.3%	93.9%	Yes	Yes
I	90.1%	97.3%	Yes	Yes
J	96.4%	93.1%	Yes	Yes

Indicator 9: Hearing Requests Resolved



No formal requests for hearings during FFY2024

Indicator 10: Mediation Agreements



No formal requests for mediation during FFY2024

Indicator 11: State Systemic Improvement Plan



We invite you to email FirstStepsWeb@fssa.in.gov if you would like to participate in the quarterly stakeholder meetings.

- Discuss SiMR data
- Discuss SiMR data as related to subgroups
- Discuss impact of infrastructure improvement plans as evidenced by the data
- Identify limitations of the data

Thank you!



Christina Commons

First Steps Director

Bureau of Child Development Services

Indiana Family and
Social Services Administration

Division of Disability and Rehabilitative Services

317-234-1142

Christina.Commons@fssa.in.gov

[@FirstStepsIndiana](#)