



ICC State Update

January 8, 2025

State Staffing Update

- Danielle Ruffino – Program Services Manager
Danielle.Ruffino@fssa.in.gov
- Andrea Dickerson – Policy and Family Engagement Manager
Andrea.Dickerson@fssa.in.gov
- Director of Quality Assurance - Interviewing Candidates

Children with IFSPs 7/1/23 –6/30/24



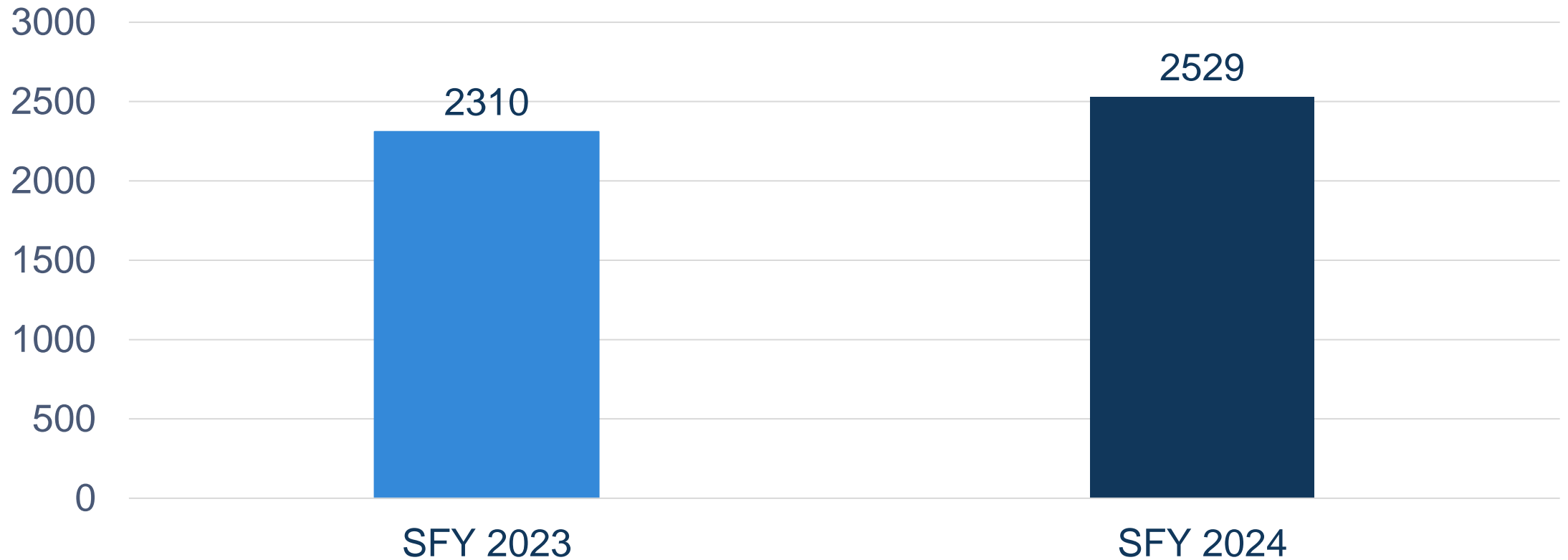
26,614 children received at least one IFSP service

IFSP Service	Number of Children
ST	15,625
DT	14,836
OT	14,559
PT	11,168
Nutrition	392
Social Work	21
Psychology	21

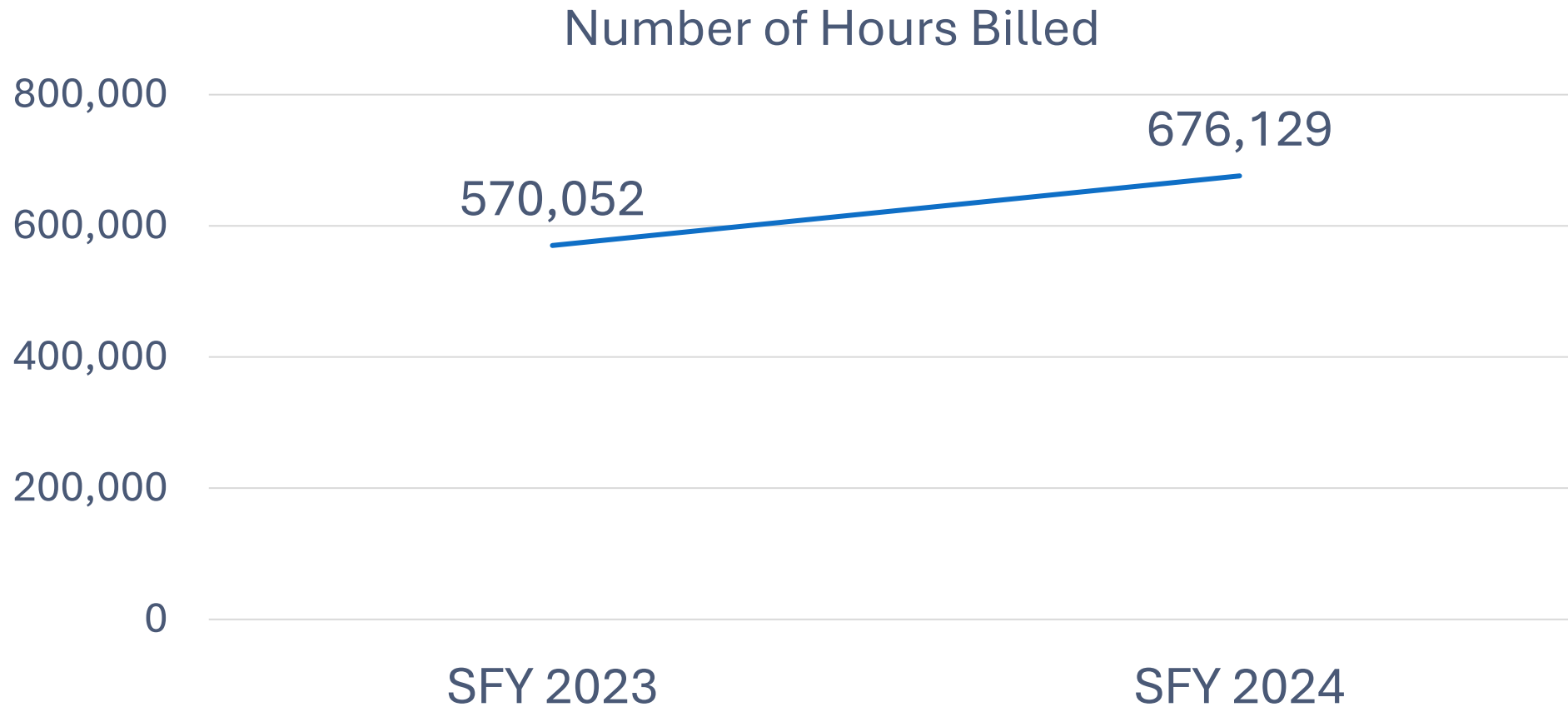
Capacity Building Data-Provider Enrollment



Service Coordinator and Provider Enrollment



Capacity Building Data-Hours Billed



EIHub Remediation



17 development sprints from now until June 2025

Over 65 user stories in development



3 releases scheduled

January 2025

April 2025

July 2025



Release schedule is completely dependent on testing and validation

Conference Registration is Open!



New this year:

- 2 full days of conference sessions
- Mix of traditional one-hour and longer in-depth sessions
- 2 full days of virtual live streaming from the main conference room
- In-person - \$125
- Virtual - \$75

<https://earlyintervention.iu.edu/registration/index.html>



INDIANA EARLY INTERVENTION CONFERENCE



Still Seeking Session Proposals!

Deadline January 10, 2025

https://earlyintervention.iu.edu/call_for_proposals/index.html



Indiana Part C Annual Performance Report Data FFY23 (July 1, 2023 – June 30, 2024)



Background

Types of Indicators

- Compliance Indicators
 - Targets set by OSEP at 100%
- Results Indicators
 - Targets informed by stakeholder engagement groups
 - Targets set by State Lead Agency



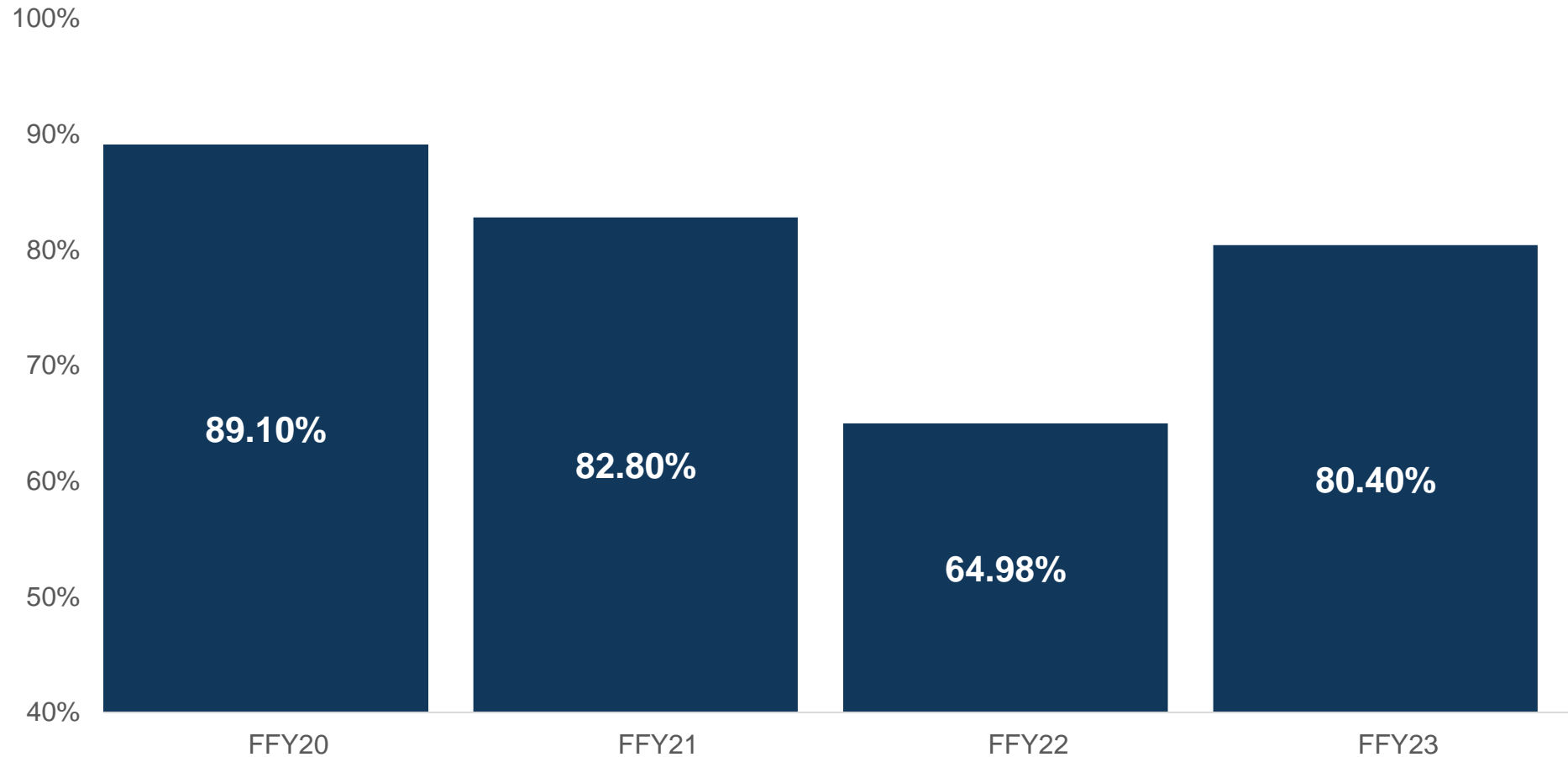
Background Collection of Data

- Quality Review Process (July 1, 2023- July 31, 2024)
 - Indicator 1: Timely Service Delivery (c)
 - Indicator 3: Child Outcomes (r)
 - Indicator 4: Family Outcomes (r)
 - Indicator 7: Timely IFSP Development (c)
 - Indicator 8: Transition Services (c)
- Reported 618 Data
 - Indicator 2: Services Provided in Natural Environment (r)
 - Indicator 5: % of Children Served Birth-1 (r)
 - Indicator 6: % of Children Served Birth-3 (r)
- Alternate Reporting Requirements
 - Indicator 9: Hearing Requests Resolved
 - Indicator 10: Mediation Agreements
 - Indicator 11: State Systemic Improvement Plan



Indicator 1: Timely Service Delivery

All IFSP services start within 30 days



Target:
100%

Performance:
80.4%

**BELOW
TARGET**

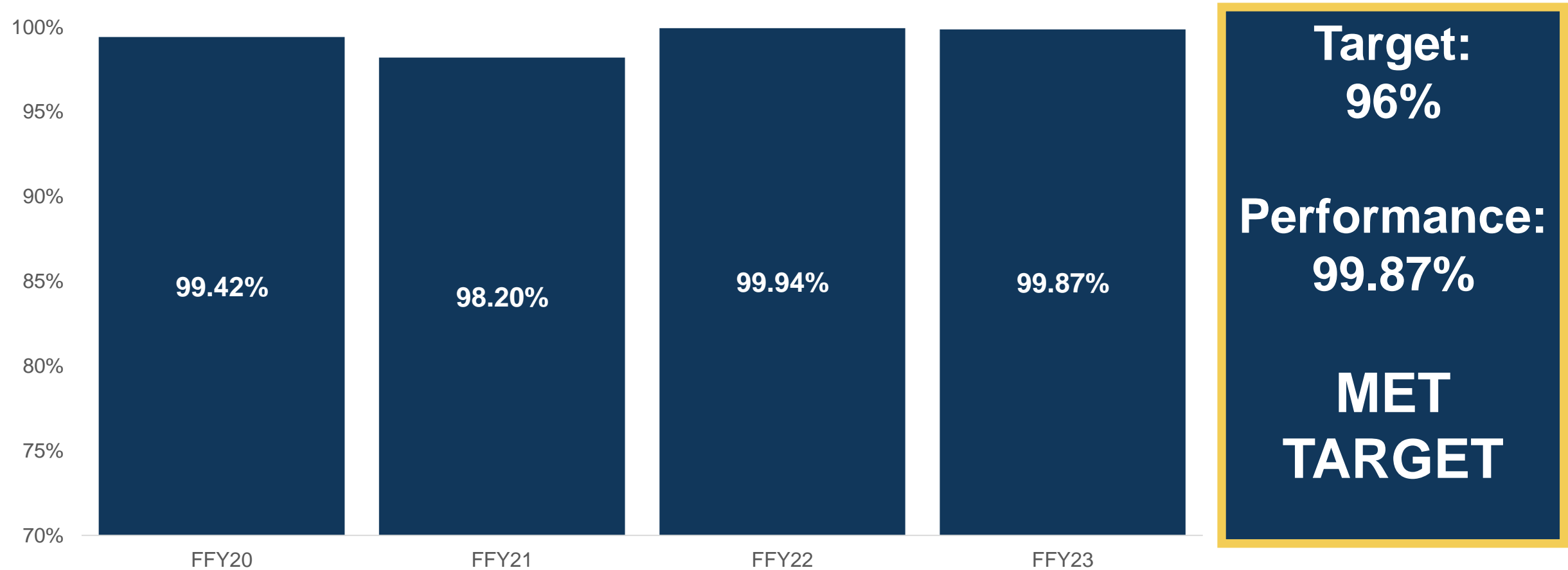
Cluster Breakdown

Indicator 1: Timely Service Delivery



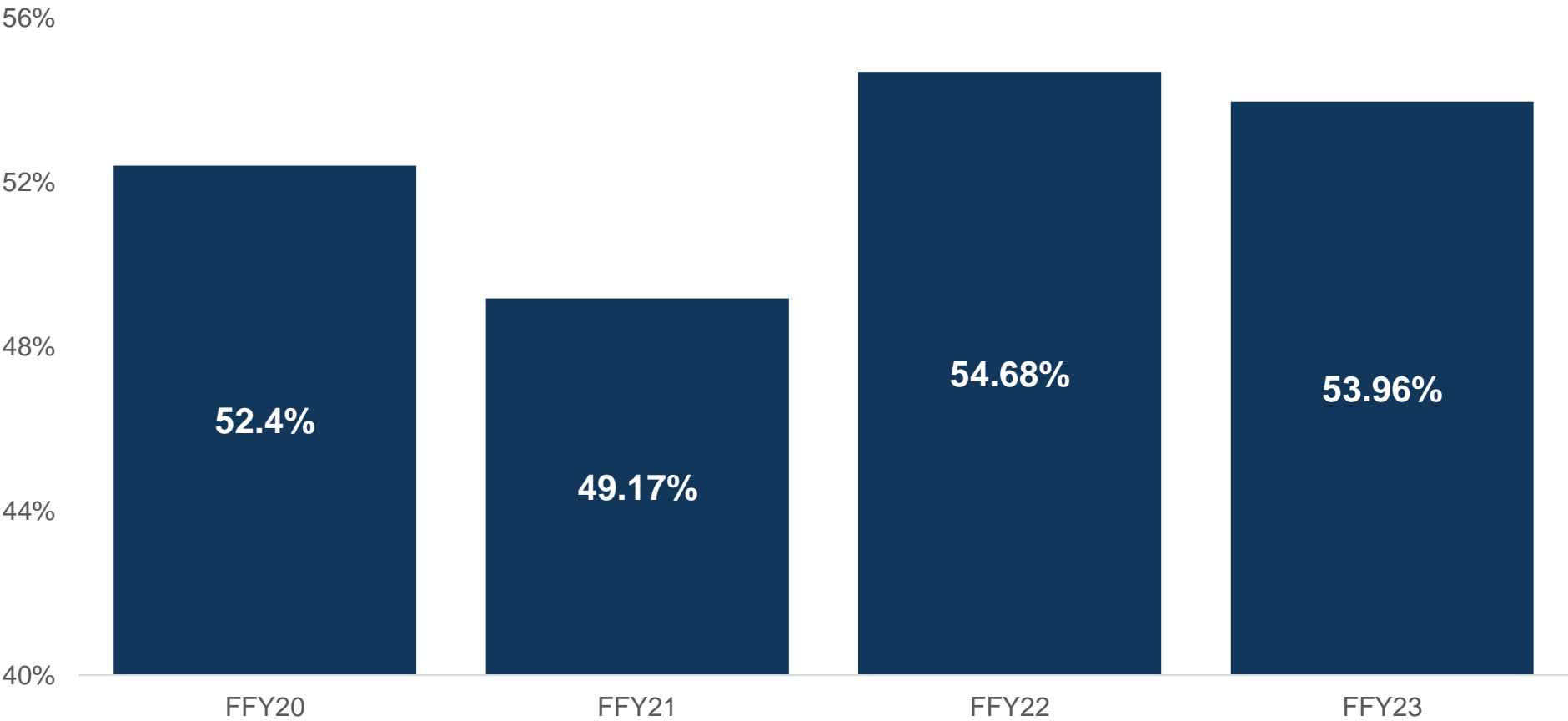
Cluster	FFY2022	FFY2023	Finding Issued	Corrected Finding
A	69.75%	87.60%	Yes	Yes
B	71.59%	78.80%	Yes	Yes
C	71.30%	84.00%	Yes	Yes
D	79.75%	88.60%	Yes	Yes
F	60.0%	58.50%	Yes	Yes
G	59.02%	80.90%	Yes	Yes
H	44.12%	88.70%	Yes	Yes
I	65.77%	75.30%	Yes	Yes
J	60.76%	67.60%	Yes	Yes

Indicator 2: Services Provided in the Natural Environment



Indicator 3A: Child Outcomes – Positive Social Emotional Skills

SS1: Substantial Increase in Rate of Growth



Target:
52.5%

Performance:
53.96%

**MET
TARGET**

Cluster Breakdown

Indicator 3A SS1: Child Outcome

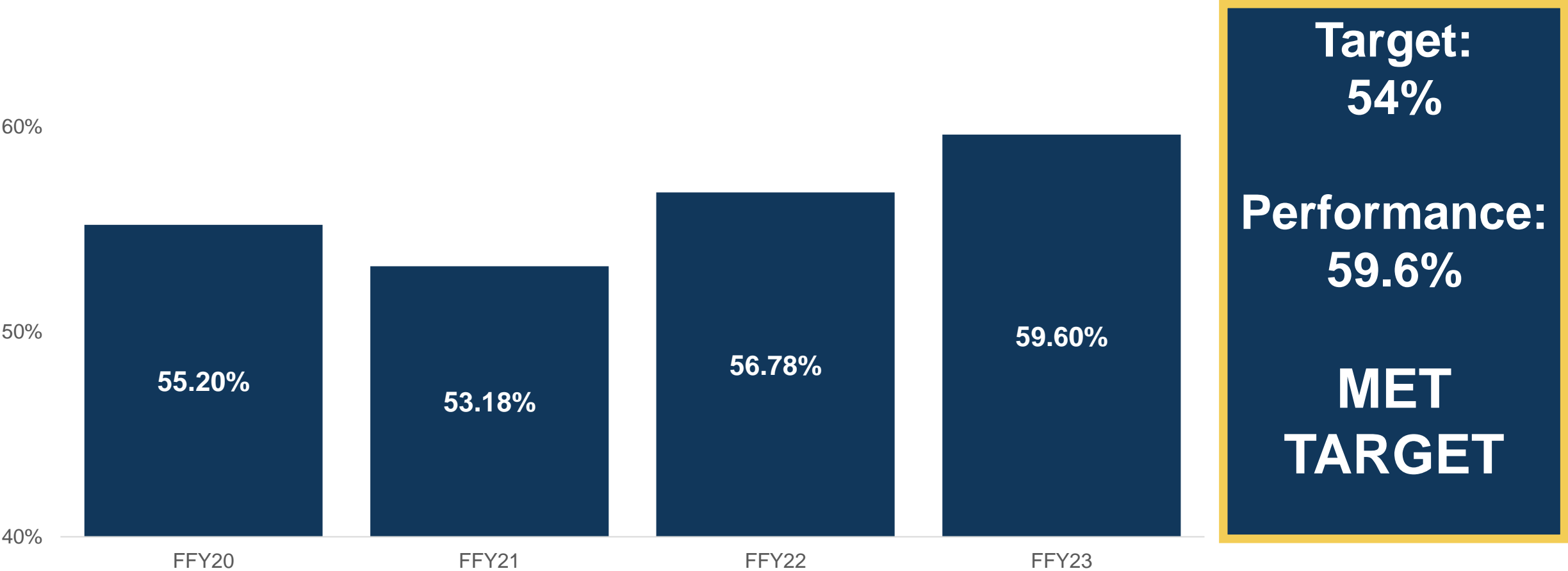
Positive Social Emotional Skills - Substantial Increase



Cluster	FFY2023
A	51.8%
B	45.7%
C	59.4%
D	58.0%
F	47.0%
G	55.9%
H	43.1%
I	57.4%
J	51.7%

Indicator 3A: Child Outcomes – Positive Social Emotional Skills

SS2: Functioning within Age Expectation



Cluster Breakdown

Indicator 3A SS2: Child Outcome

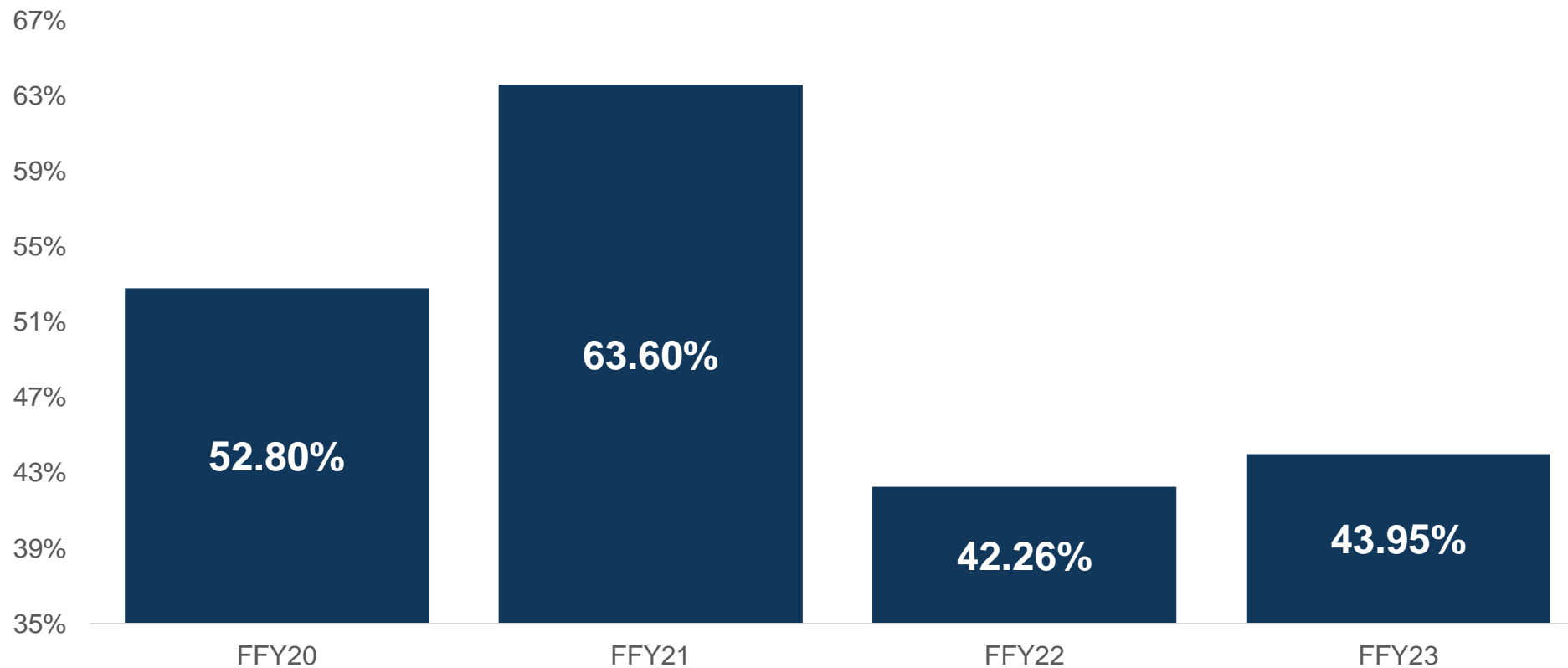
Positive Social Emotional Skills - Within Age Expectations



Cluster	FFY23
A	59.2%
B	52.8%
C	64.7%
D	61.4%
F	53.3%
G	61.9%
H	50.2%
I	58.8%
J	58.3%

Indicator 3B: Child Outcomes – Acquisition and Use of Knowledge & Skills

SS1: Substantial Increase in Rate of Growth



Target:
53%

Performance:
43.95%

**BELOW
TARGET**

Cluster Breakdown

Indicator 3B SS1: Child Outcome

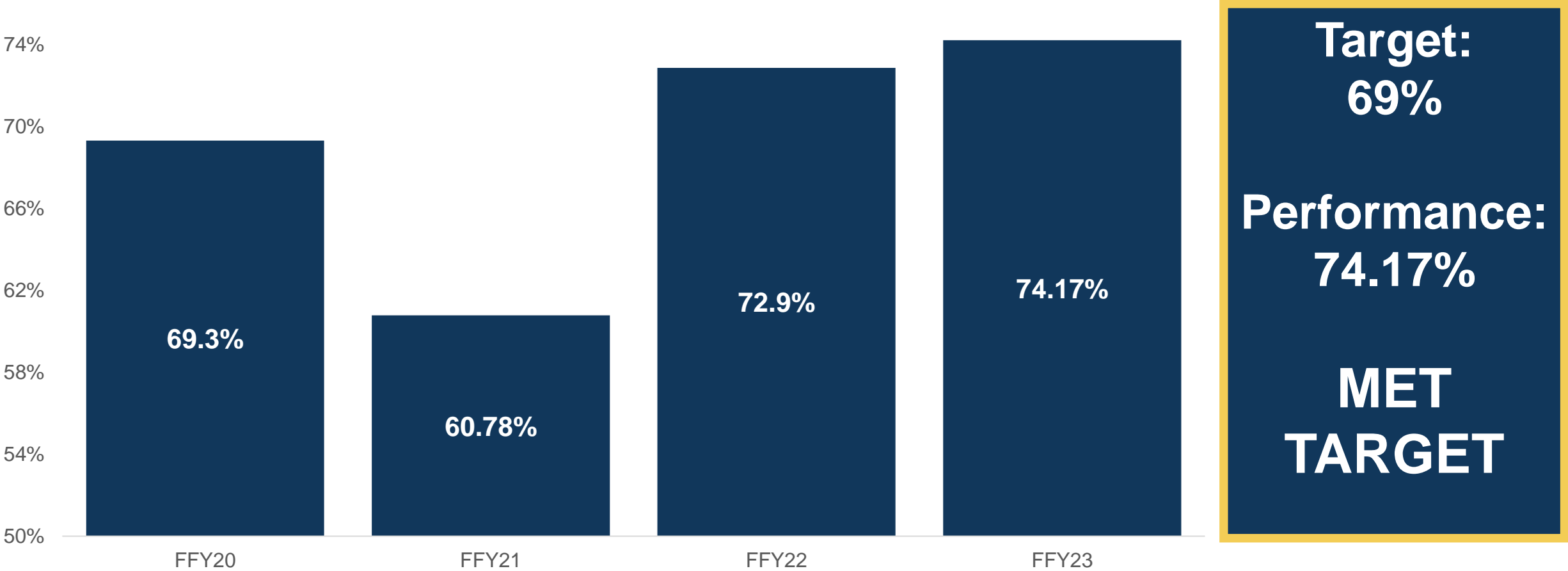
Acquisition and Use of Knowledge - Substantial Increase



Cluster	FFY23
A	49.9%
B	41.1%
C	39.7%
D	48.0%
F	45.3%
G	46.0%
H	34.0%
I	38.8%
J	40.3%

Indicator 3B: Child Outcomes – Acquisition and Use of Knowledge & Skills

SS2: Functioning within Age Expectation



Cluster Breakdown

Indicator 3B SS2: Child Outcome

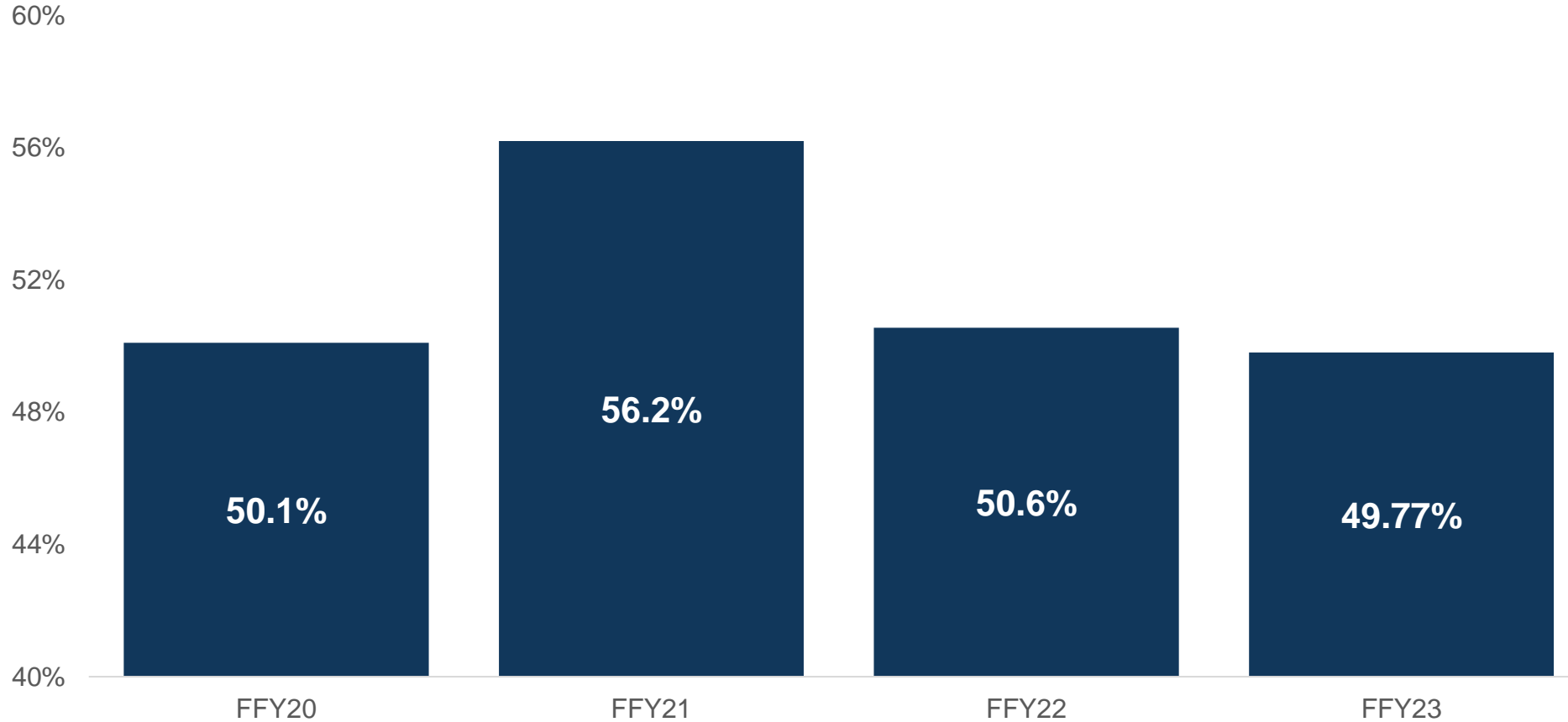
Acquisition and Use of Knowledge - Within Age Expectations



Cluster	FFY23
A	71.7%
B	69.8%
C	77.9%
D	77.5%
F	71.0%
G	75.6%
H	63.6%
I	75.8%
J	73.3%

Indicator 3C: Child Outcomes – Use of Appropriate Behaviors to Meet Needs

SS1: Substantial Increase in Rate of Growth



Target:
53%

Performance:
49.77%

**BELOW
TARGET**

Cluster Breakdown

Indicator 3C SS1: Child Outcome

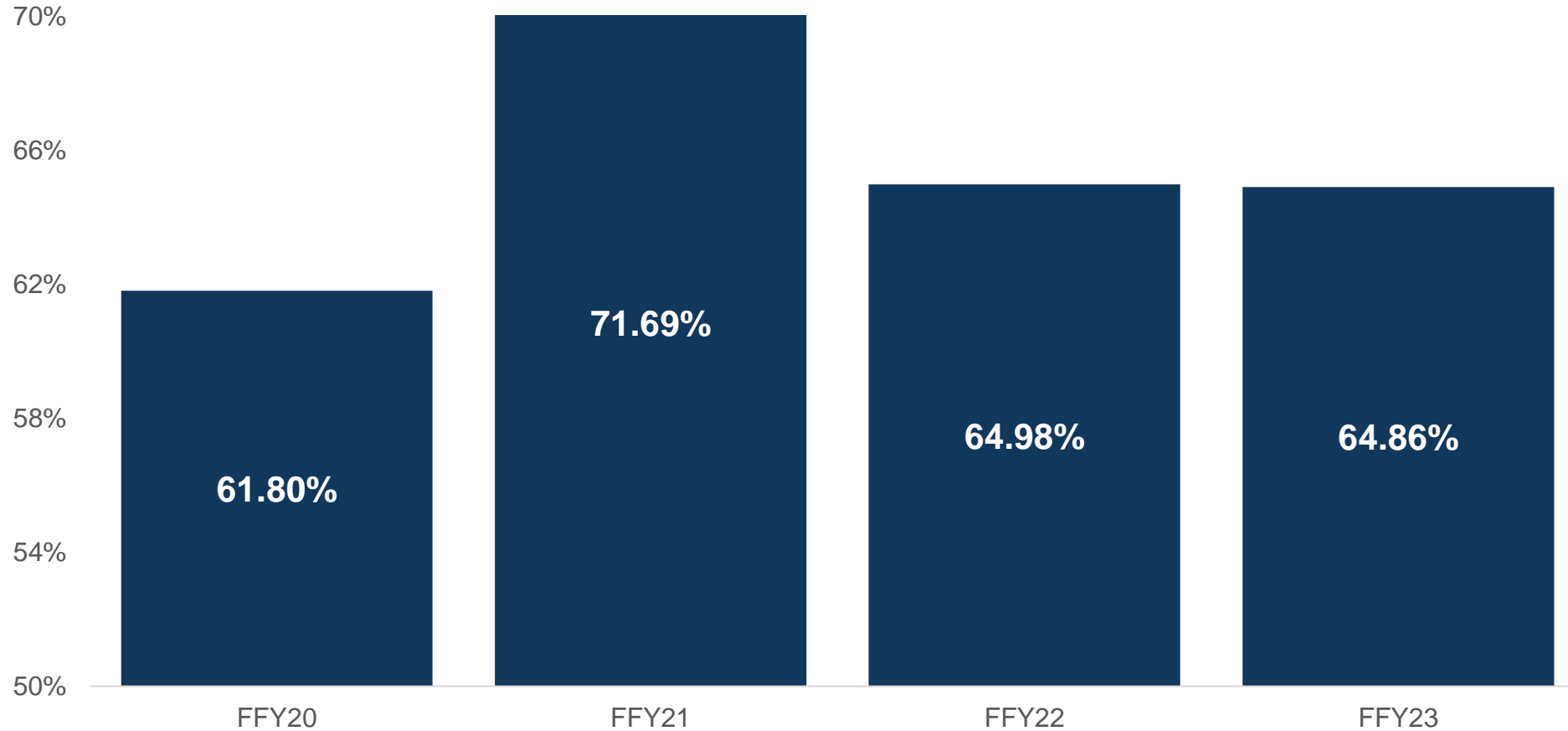
Appropriate Behaviors to Meet Needs - Substantial Increase



Cluster	FFY23
A	42.9%
B	46.5%
C	50.3%
D	47.9%
F	48.7%
G	50.9%
H	45.4%
I	54.5%
J	47.9%

Indicator 3C: Child Outcomes – Use of Appropriate Behaviors to Meet Needs

SS2: Functioning within Age Expectation



Target:
59%

Performance:
64.86%

**MET
TARGET**

Cluster Breakdown

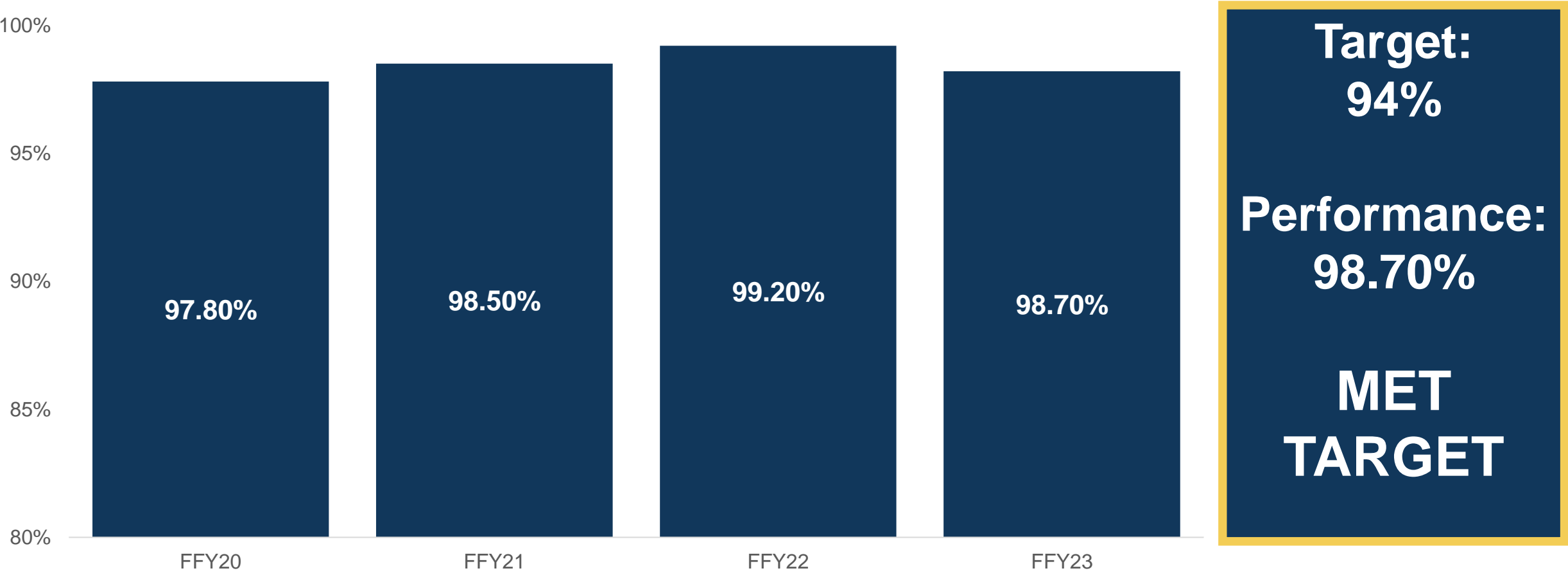
Indicator 3C SS2: Child Outcome

Appropriate Behaviors to Meet Needs - Within Age Expectations



Cluster	FFY23
A	62.2%
B	60.5%
C	68.5%
D	60.5%
F	56.5%
G	67.1%
H	60.5%
I	65.2%
J	63.8%

Indicator 4A: Family Outcomes – Know Their Rights



Cluster Breakdown

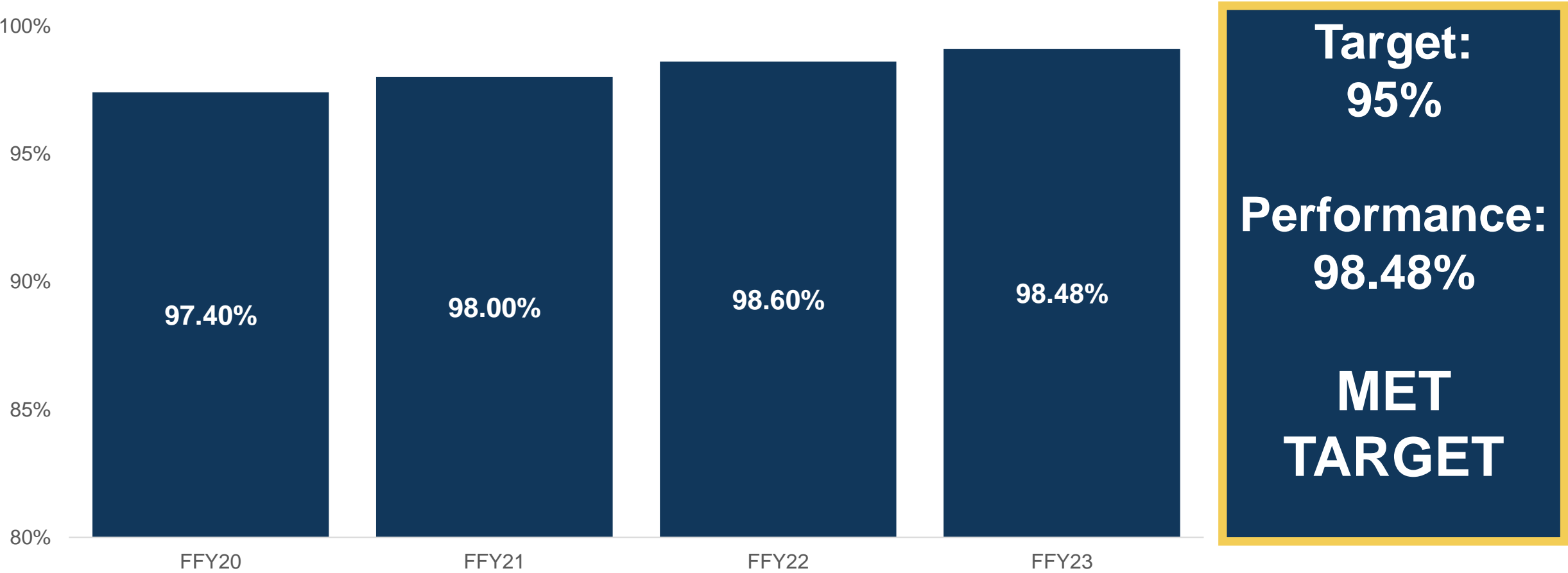
Indicator 4A: Family Outcome

Know Their Rights



Cluster	FFY23
A	99.3%
B	98.3%
C	97.8%
D	98.5%
F	94.6%
G	98.7%
H	98.1%
I	97.3%
J	97.3%

Indicator 4B: Family Outcomes – Effectively Communicate Their Child’s Needs



Cluster Breakdown

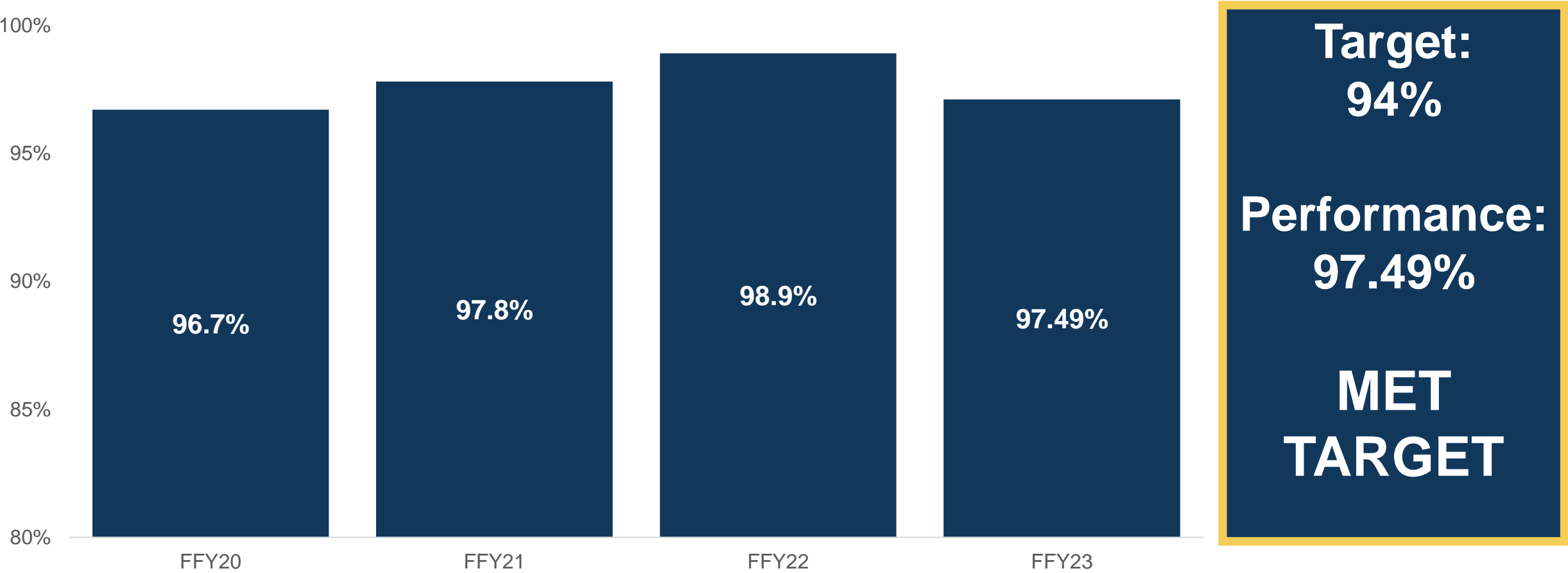
Indicator 4B: Family Outcome

Effectively Communicate Their Child's Needs



Cluster	FFY23
A	99%
B	97.2%
C	97.5%
D	98.9%
F	95.1%
G	98.6%
H	98.9%
I	97.6%
J	98%

Indicator 4C: Family Outcomes – Help Their Child Develop & Learn



Cluster Breakdown

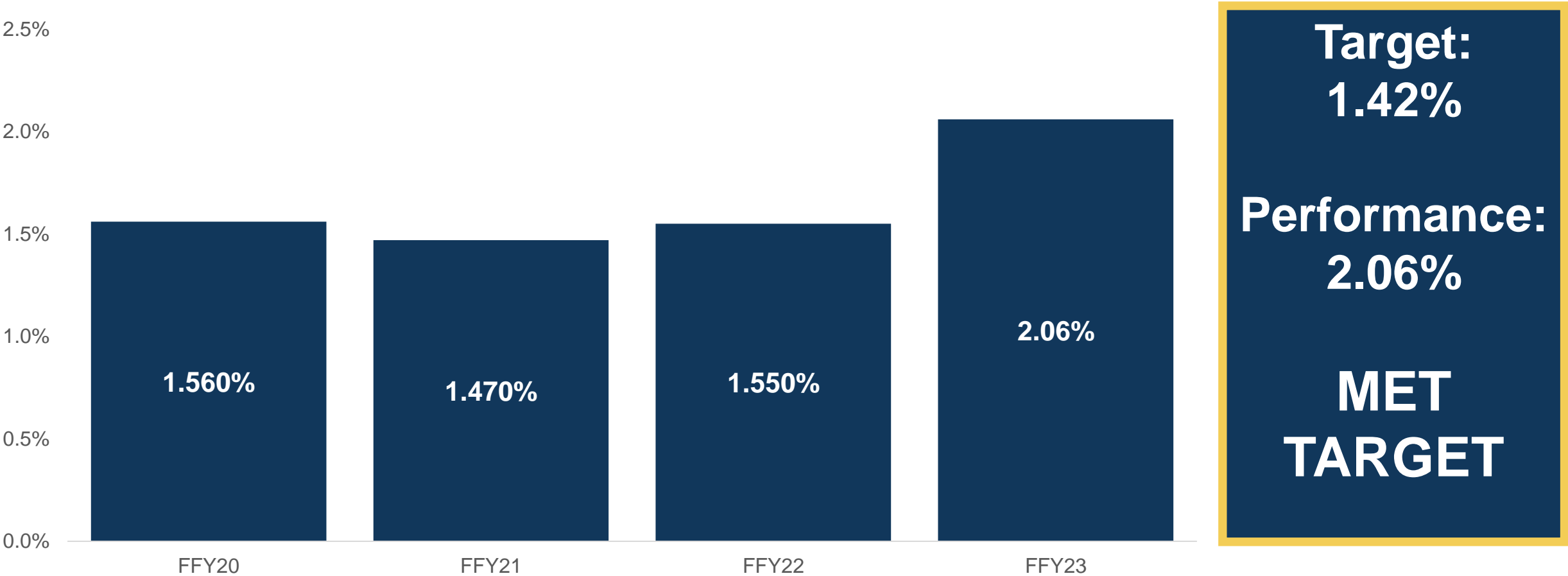
Indicator 4C: Family Outcome

Help Their Child Develop & Learn

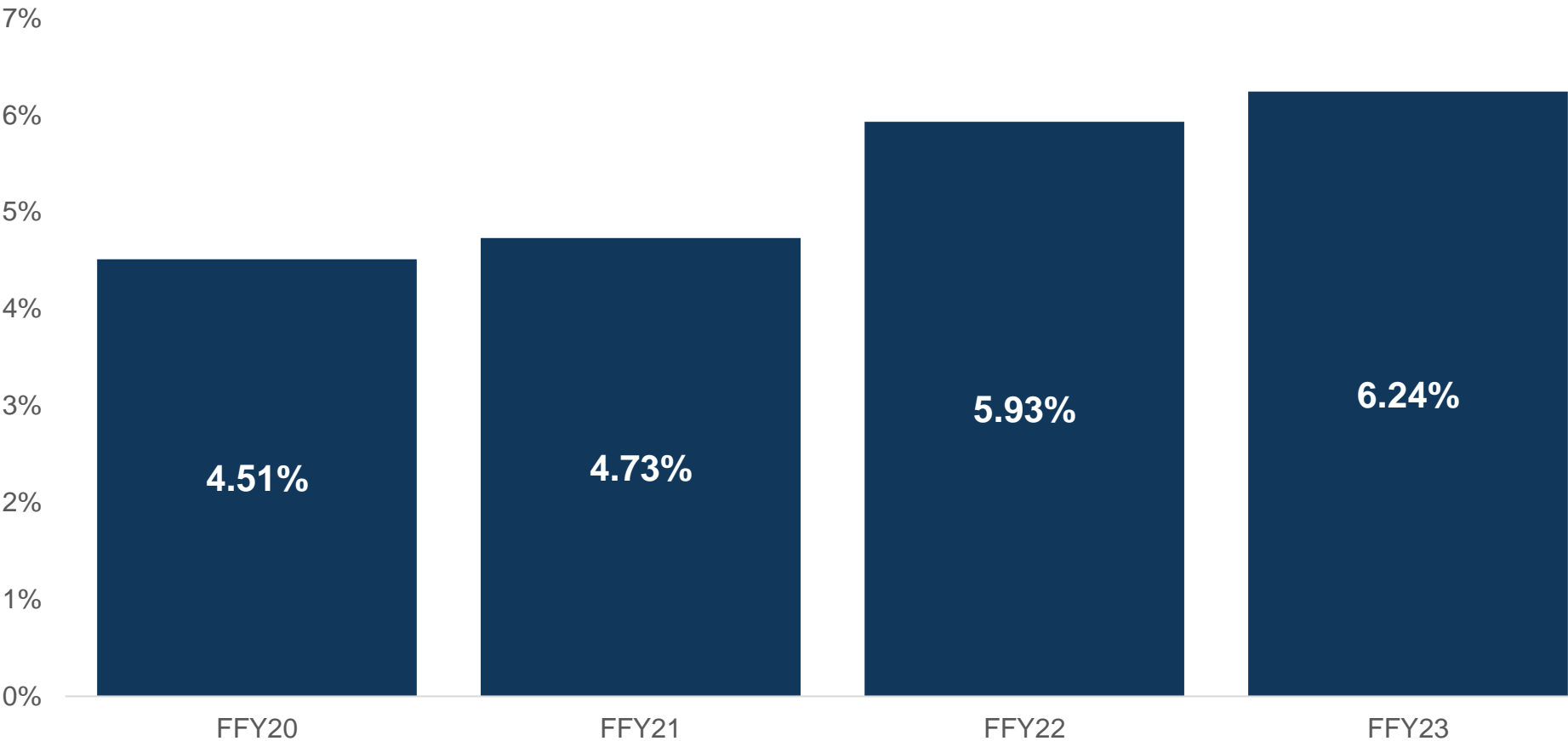


Cluster	FFY23
A	98.1%
B	95.4%
C	95.6%
D	97.5%
F	93.5%
G	98.4%
H	98.8%
I	95.7%
J	97.6%

Indicator 5: Child Find - % of Children Birth to Age 1 with IFSPs



Indicator 6: Child Find - % of Children Birth to Age 3 with IFSPs



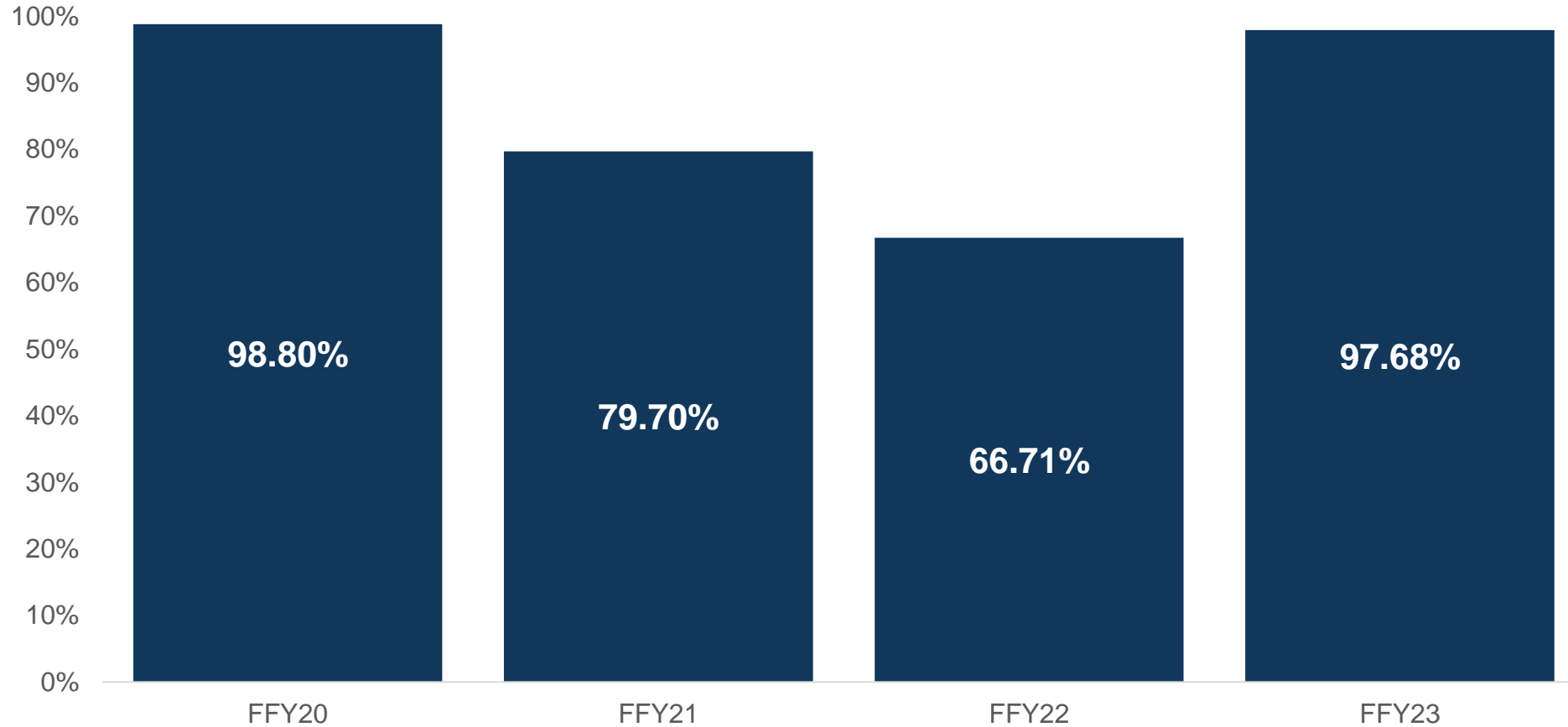
Target:
4.3%

Performance:
6.24%

**MET
TARGET**

Indicator 7: Timeliness of IFSP

Initial evaluation, assessment, and IFSP within 45 days



Target:
100%

Performance:
97.68%

**BELOW
TARGET**

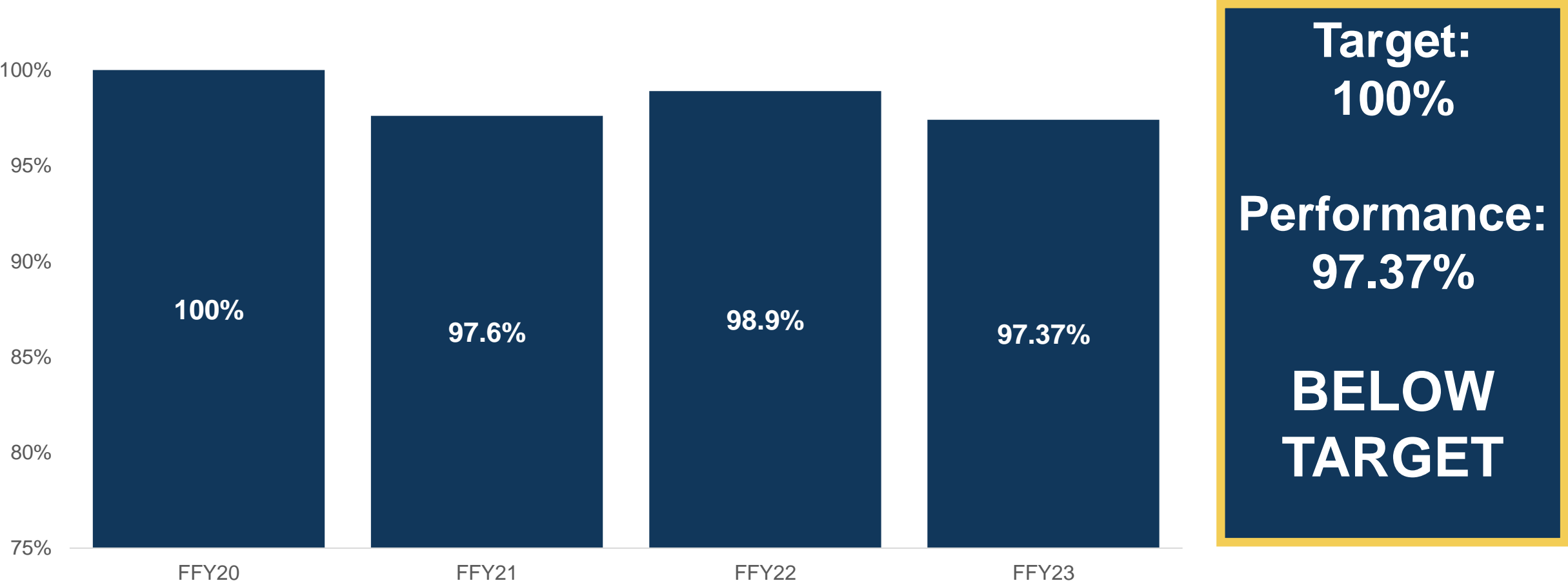
Cluster Breakdown

Indicator 7: Initial IFSPs within 45 Days



Cluster	FFY2022	FFY2023	Finding Issued	Corrected Finding
A	96.6%	98.5%	Yes	Yes
B	92.3%	100%	No	n/a
C	88.1%	100%	No	n/a
D	94.4%	100%	No	n/a
F	82.9%	95.7%	Yes	Yes
G	15%	95.8%	Yes	Yes
H	95.8%	96.6%	Yes	Yes
I	80.5%	95.7%	Yes	Yes
J	98.2%	100%	No	n/a

Indicator 8A: Timely Transition – Developed IFSP with Transition Steps 9 Months to 90 Days Before Child’s 3rd Birthday



Cluster Breakdown

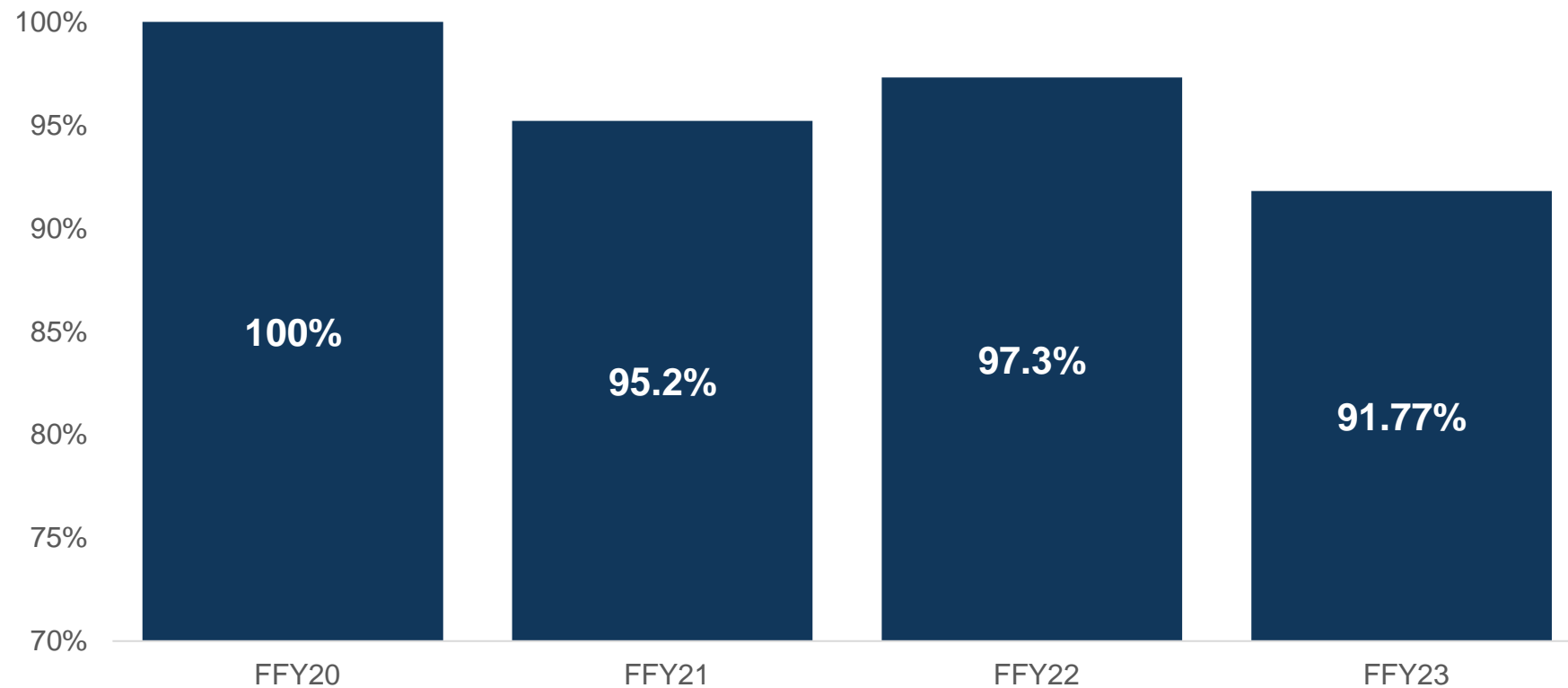
Indicator 8A: Timely Transition

Transition Steps



Cluster	FFY2022	FFY2023	Finding Issued	Corrected Finding
A	100%	93.6%	Yes	Yes
B	100%	100%	No	n/a
C	93%	100%	No	n/a
D	98%	100%	No	n/a
F	100%	95.7%	Yes	Yes
G	100%	96.3%	Yes	Yes
H	100%	100%	No	n/a
I	98.2%	97.0%	Yes	Yes
J	100%	96.4%	Yes	Yes

Indicator 8B: Timely Transition – Notified Educational Agencies of Child’s Potential Eligibility at Least 90 Days Prior to 3rd Birthday



Target:
100%

Performance:
91.77%

**BELOW
TARGET**

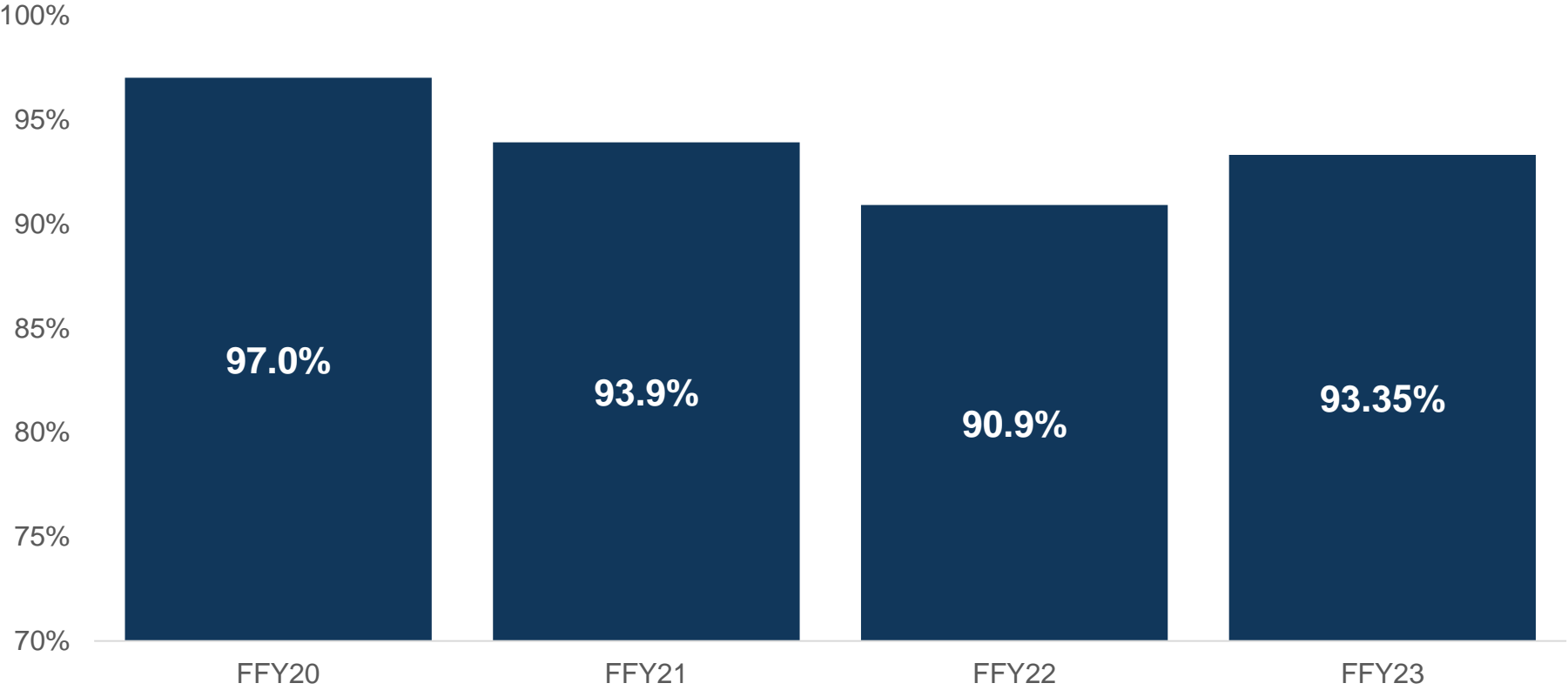
Cluster Data

Indicator 8B: Timely Transition Notification to LEA



Cluster	FFY2022	FFY2023	Finding Issued	Corrected Finding
A	98.5%	94.9%	Yes	Yes
B	96.4%	96.4%	Yes	Yes
C	100%	100%	No	n/a
D	96%	100%	No	n/a
F	100%	95.7%	Yes	Yes
G	97.4%	80.9%	Yes	Yes
H	100%	96.9%	Yes	Yes
I	89.5%	83.3%	Yes	Yes
J	100%	96.4%	Yes	Yes

Indicator 8C: Timely Transitions – Conducted Transition Conference 9 Months to 90 Days Before Child’s 3rd Birthday



Target:
100%

Performance:
93.35%

BELOW
TARGET

Cluster Breakdown

Indicator 8C: Timely Transition

Timely Transition Conference



Cluster	FFY2022	FFY2023	Finding Issued	Corrected Finding
A	80%	93.6%	Yes	Yes
B	94.6%	100%	No	n/a
C	100%	95.9%	Yes	Yes
D	88%	100%	No	n/a
F	100%	95.7%	Yes	Yes
G	89%	89.0%	Yes	Yes
H	89.5%	81.3%	Yes	Yes
I	94.7%	90.9%	Yes	Yes
J	91.1%	96.4%	Yes	Yes

Indicator 9: Hearing Requests Resolved



No formal requests for hearings during FFY2023

Indicator 10: Mediation Agreements



No formal requests for mediation during FFY2023

Indicator 11: State Systemic Improvement Plan



Email the First Steps Web if you would like to participate in the quarterly stakeholder meetings.

FirstStepsWeb@fssa.in.gov

- Discuss SiMR data
- Discuss SiMR data as related to subgroups
- Discuss impact of infrastructure improvement plans as evidenced by the data
- Identify limitations of the data

Thank you!



**Division of Disability and
Rehabilitative Services**

Christina Commons
First Steps Director
Bureau of Child Development Services
Indiana Family and
Social Services Administration
Division of Disability and Rehabilitative Services
317-234-1142
Christina.Commons@fssa.in.gov
[@FirstStepsIndiana](https://www.instagram.com/FirstStepsIndiana)

Janet Ballard
Research Associate
Early Childhood Center at
Indiana Institute on Disability and Community
At Indiana University