

Workforce Ready Grant Webinar

June 12, 2025

wrg@dwd.in.gov



INTRODUCING



AGENDA

WRG
UPDATES

TOP JOBS
OVERVIEW

Q & A

wrg@dwd.in.gov



WRG UPDATES & CHANGES



wrg@dwd.in.gov

Implementation and Procedures Manual for Regional WorkOne Partners will be sent to you for signature.

Signed Documents will be due back by (Will let you know).
Used as the basis for annual reporting.



Workforce Ready Grant Non-Credit
Bearing Implementation and Procedures
Manual for Training Providers and
Regional WorkOne Partners

Attestation

Please email WRG@dwd.IN.gov with any questions regarding the content of the **Workforce Ready Grant Non-Credit Bearing Implementation and Procedures Manual**.

I have reviewed and understand the information presented in the **Workforce Ready Grant Non-Credit Bearing Implementation and Procedures Manual** and accept the requirements contained within.

Name(Print)

Title

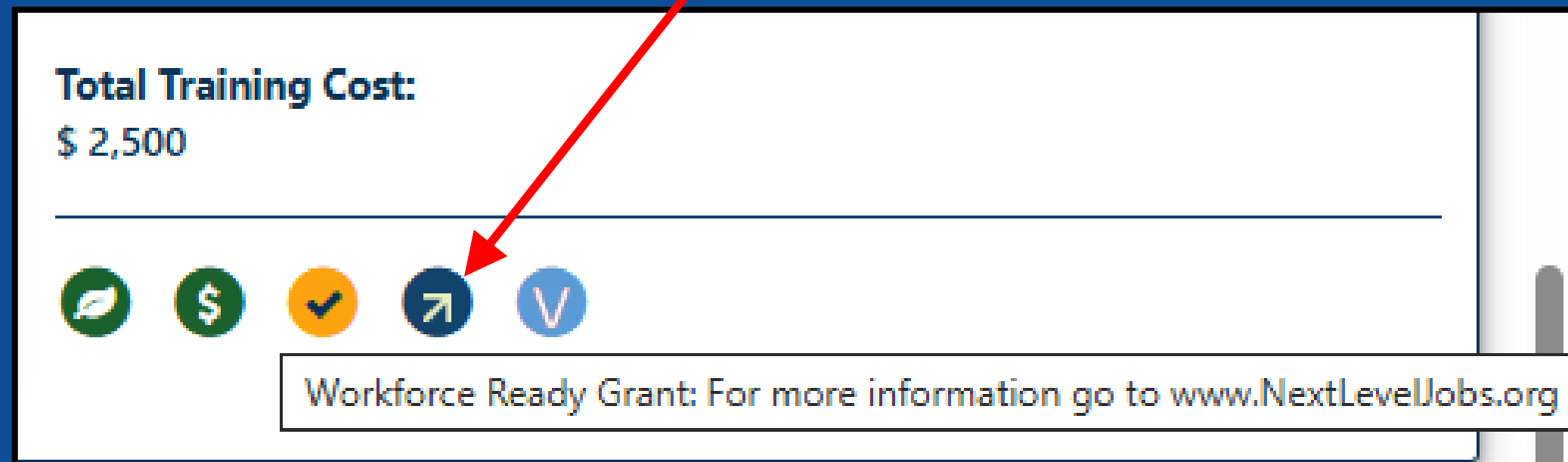
Signature

Date



wrg@dwd.in.gov

New Workforce Ready Grant Symbol on INTraining



Redevelopment of Indiana's In-Demand Occupations Methodology

May 2025



Beth Meguschar

Director
Workforce Education and Training
emeguschar@dwd.in.gov

BACKGROUND

- States are **required** to align workforce training funding to in-demand occupations under the Workforce Innovation and Opportunity Act ([WIOA](#))
- Indiana adopted the [INDemand Jobs](#) system (“Flames”) in 2017 to identify the in-demand occupations by state and region based on demand, growth, and earnings
- [HEA 1609](#) required the Flames methodology to be reviewed and updated by January 1, 2025
- The new in-demand occupation methodology, called **Top Jobs**, will officially go into effect in **July 2025**

Policy Applications & Other Uses

State	Partners & End-Users
WIOA Eligible Training Provider List (ETPL)	All training providers across the eligible training provider list
Adult Education	All adult education training providers & current students
DWD Workforce Ready Grant (noncredit training providers)	All approved Workforce Ready grant training providers
DWD Career Coaching	DWD’s public-facing platforms, including all Indiana Career Connect and Indiana Career Explorer users
Career Technical Education (CHE)	K-12 CTE programs, State Board of Education
CHE Workforce Ready Grant (noncredit and credit bearing training providers)	Currently enrolled Next Level Jobs students
Credentials of Value	K-12 school counselors, students, and parents using career navigation tools offered through school systems
Vocational Rehabilitation	WorkOne case management/career coaching network
DOC HIRE program	Strada Education Foundation



Top Jobs is data, not policy.

Top Jobs provides a single source for data-driven, employer-based labor market information for the state

Agencies create policy and business rules to align programs to Top Jobs based on their goals and populations served

This is a departure from how we've used in-demand rankings in the past


**ETPL – 3+ flames
WRG- 4 and 5**

KEY CHANGES to Methodology



Increased Emphasis on
Wages

\$56,488 threshold
v/s
\$36,605 threshold



New Weighted Indicator:
Retention



New Descriptive Indicators
Provide more context

Have scores but are not part of
STAR ranking;
provide more context

WEIGHTED INDICATORS



Demand

Signals the likelihood that employment opportunities will be consistently available

- Job openings
 - 2-year
 - 10-year
- Job postings

35% of score



Retention

Indicates an occupation's stability and counteracts churn

- Separations divided by average total employment

28% of score



Growth

Measures how quickly employer demand is growing

- Job openings from growth
 - 2-year
 - 10-year
- Job growth rate
 - 2-year
 - 10-year

25% of score



Earnings

Indicates the relative value employers place on an occupation

- Average earnings
- Earnings growth
- Ratio of earnings to 75% of State's average wage

12% of score

DESCRIPTIVE INDICATORS

* NOT INCLUDED IN THE TOP JOBS SCORE *



Job Transferability

Indicates an occupation's adaptability across industries

- Occupation's measurable presence across multiple industries



Upward Mobility

Indicates an occupation's potential for advancement

- Career progressions within an occupation group



Job Stability

Measures an occupation's resilience and likelihood of offering fulltime hours & benefits

- Changes in employment growth that run counter to regional trends
- Share of full-time job postings



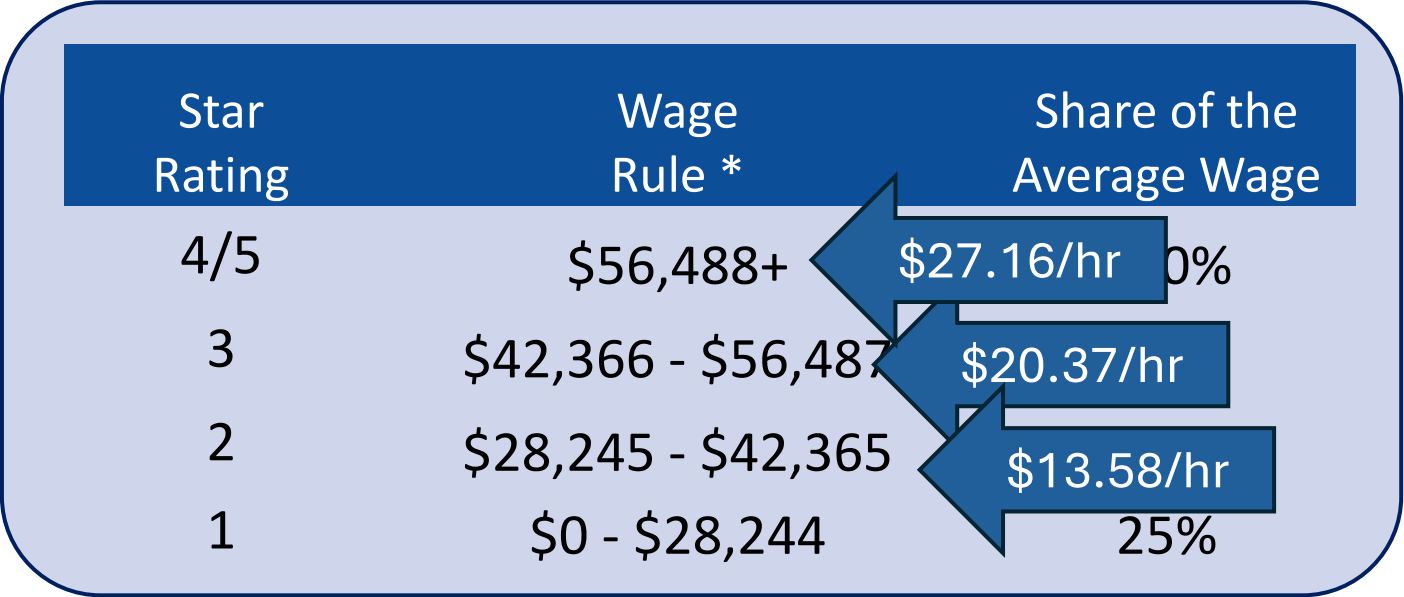
Skill Change

Measures how “disrupted” an occupation is due to technological advancements and changing skills

- Change in skills and training requested in job postings over time

EARNINGS THRESHOLD

Top Jobs’ increased emphasis on wages is an effort to drive up wages in the state, improving household wealth and purchasing power.



- **Previous Threshold:** an occupation’s average wages had to exceed **\$36,605** in order to score a 3 or above under the Flames system
- Only 22% of occupations could potentially score below a 3 despite their baseline score indicating otherwise



Indiana’s Average Wage: \$56,487

Why Focus on Wages?

Indiana ranked 36th in the nation in terms of average earnings as of 2023.

Many Hoosier households are struggling to make ends meet as evidenced by the living wages required to support families of various sizes:

- **\$42,515** for a single adult with no children
- **\$51,501** for two working adults with two children
- **\$59,842** for two adults, one of whom works, with one child
- **\$74,194** for a single adult with one child

The state’s minimum wage of \$7.25 an hour translates to only **\$15,080**, poverty wages.

Policy application of Top Jobs ETPL

Any occupation with a Final **Top Jobs** ranking of 3 or higher is automatically eligible for the ETPL.

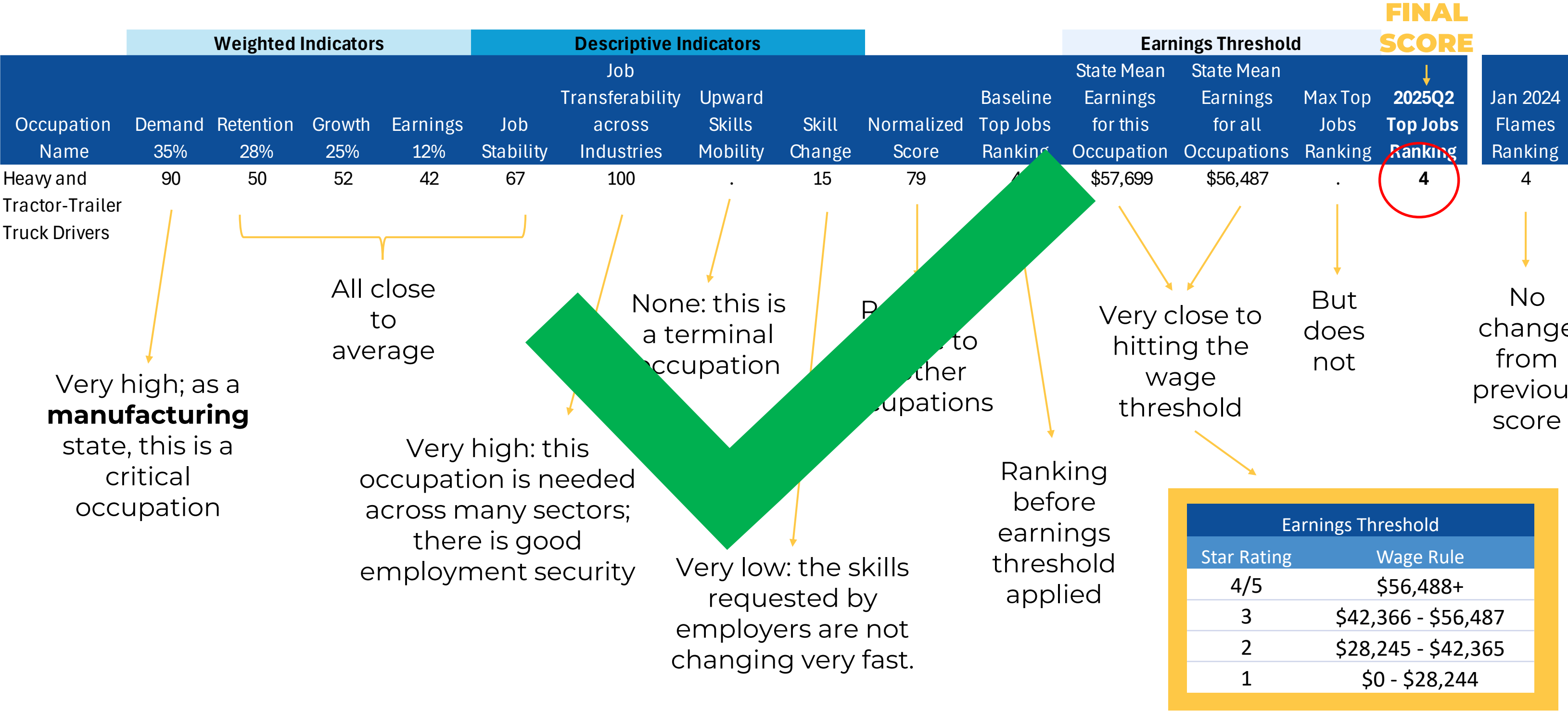
Additionally, any occupation with a baseline **Top Jobs** ranking of 3 or above that is reclassified as a **2** due to the **earnings threshold** may also be eligible for the ETPL if at least two of the three **descriptive indicators** meet the threshold of 75



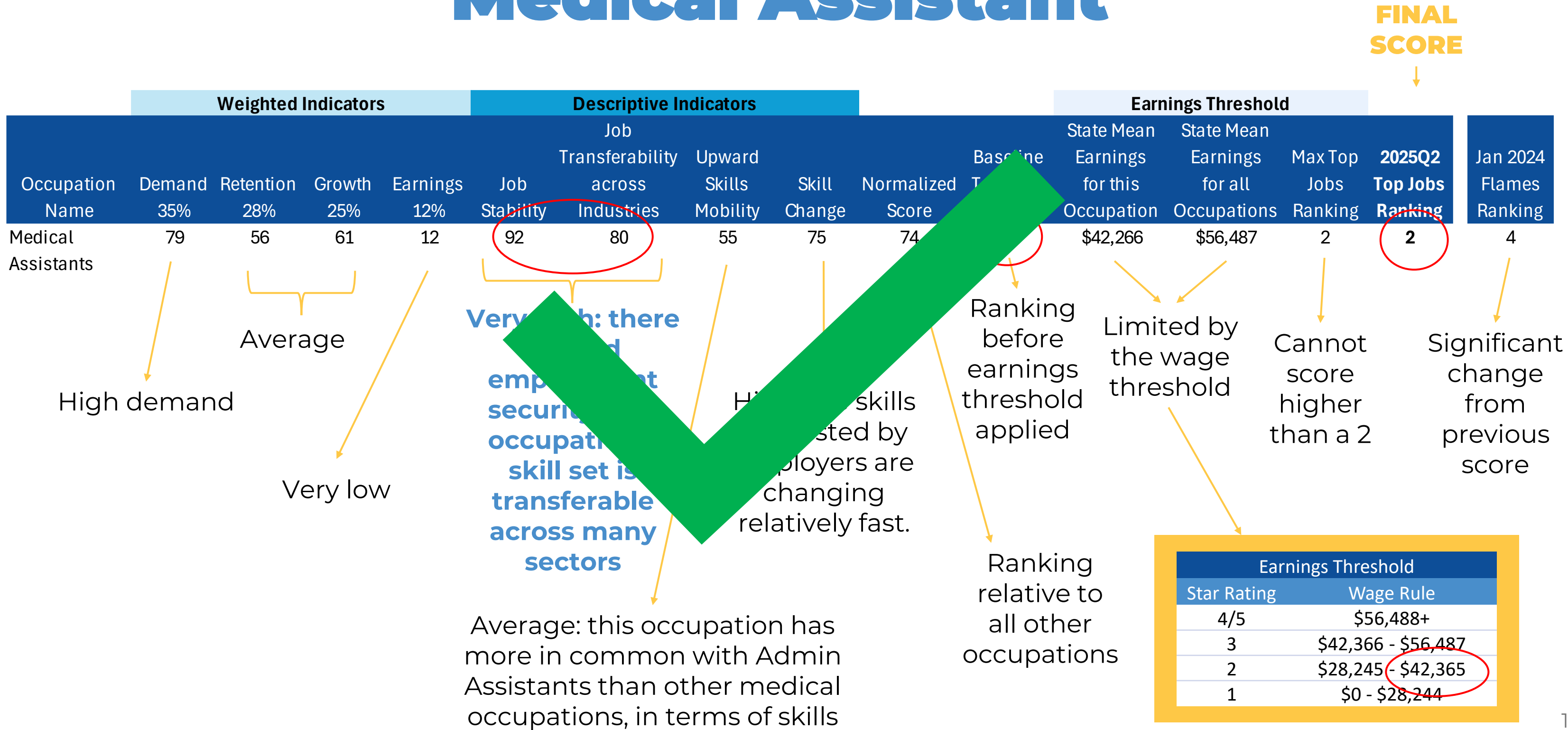
Descriptive Indicators

- Job Stability
- Job Transferability
- Upward Mobility

Data Interpretation Example: CDL



Data Interpretation Example: Medical Assistant



Data Interpretation Example: Pharmacy Technician

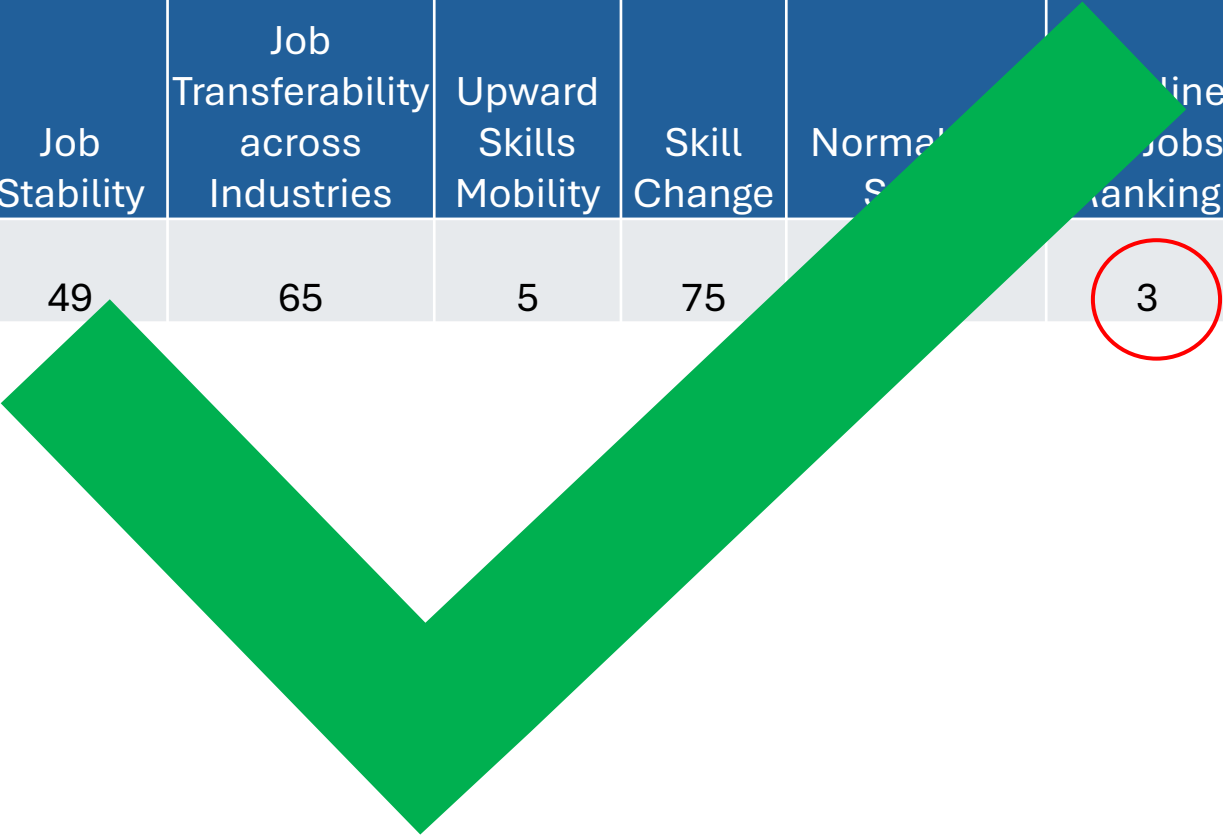


Data Interpretation Example:

Pharmacy Technician

Region 1

Weighted Indicators					Descriptive Indicators					Earnings Threshold			FINAL SCORE		
Occupation Name	Demand	Retention	Growth		Job Stability	Job Transferability across Industries	Upward Skills Mobility	Skill Change	Normal Salary	Top Jobs Ranking	Region Mean Earnings for this Occupation	Region Mean Earnings for All Occupations	Max Top Jobs Ranking	2025Q2 Top Jobs Ranking	Jan 2024 Flames Ranking
Pharmacy Technicians	68	54	8	27	49	65	5	75		3	\$44,724	\$58,931	3	3	4



Limited by the wage threshold

Cannot score higher than a 3

Earnings Threshold	
Star Rating	Wage Rule
4/5	\$56,488+
3	\$42,366 - \$56,487
2	\$28,245 - \$42,365
1	\$0 - \$28,244

Data Interpretation Example: Childcare Worker

FINAL SCORE														
Occupation Name	Weighted Indicators				Descriptive Indicators					Earnings Threshold				
	Demand	Retention	Growth	Wages	Job Stability	Job Transferability across Industries	Upward Skills Mobility	Skill Change	Normalized Score	Region Mean Earnings for this Occupation	Region Mean Earnings for All Occupations	Max Top Jobs Ranking	2025Q2 Top Jobs Ranking	Jan 2024 Flames Ranking
Childcare Workers	68	41	32	7	34	90	75	25	3	\$30,164	\$56,487	2	2	4

Really low wages!

are utilized in industries

Limited by the wage threshold

Cannot score higher than a 2

Earnings Threshold	
Star Rating	Wage Rule
4/5	\$56,488+
3	\$42,366 - \$56,487
2	\$28,245 - \$42,365
1	\$0 - \$28,244

Policy application of Top Jobs **WRG** (non credit-bearing)

To be considered for WRG-eligibility, an occupation must first be fundable and on the ETPL.

Of those eligible programs, any occupation with a Final **Top Jobs STAR** ranking of 4 or 5 qualifies for the **WRG**.

Additionally, any occupation with a baseline **Top Jobs** ranking of 4 or 5 that is reclassified as a **2 or 3** due to the **earnings threshold** may also be eligible for the **WRG** if at least two of the three **descriptive indicators** meet the threshold of 80 or if one meets the threshold of 90.



Descriptive Indicators

- Job Stability
- Job Transferability
- Upward Mobility

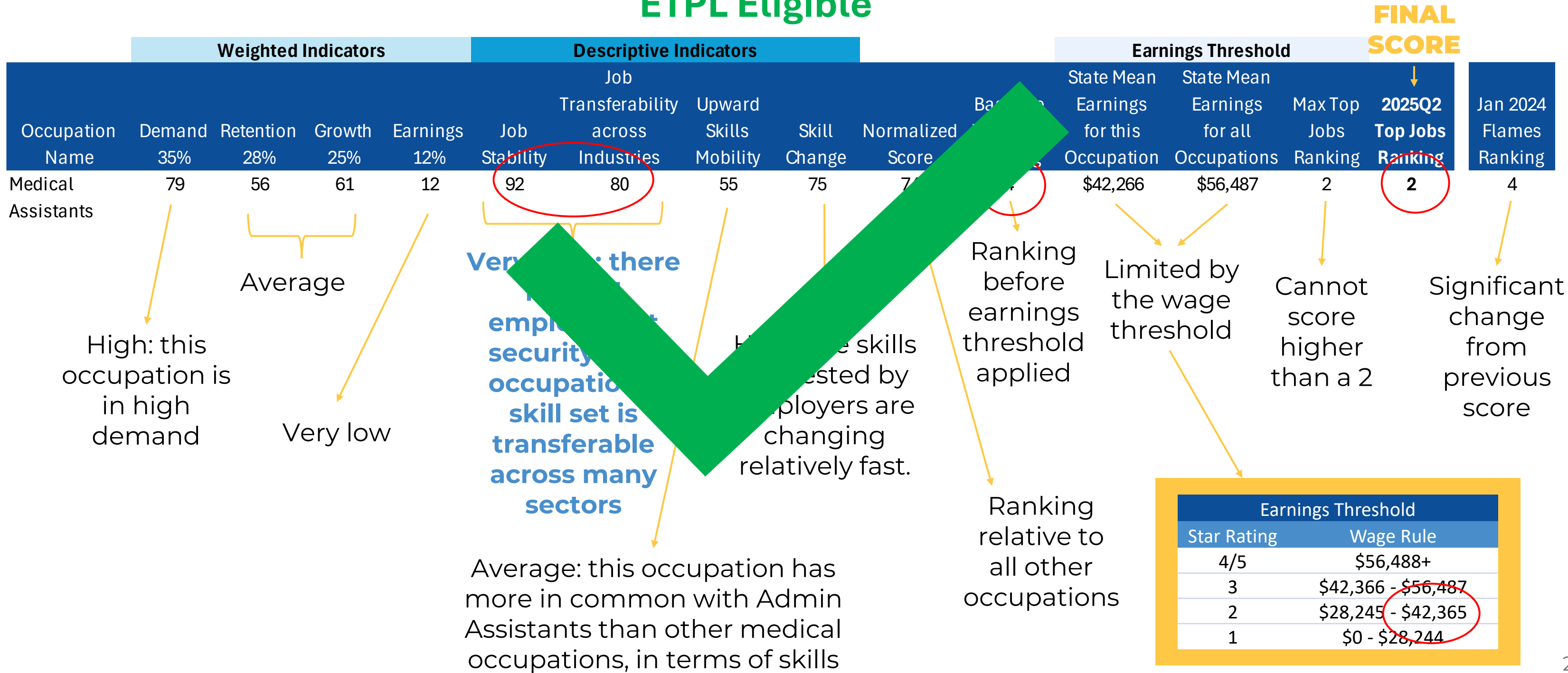
Data Interpretation Example: CDL

ETPL Eligible



Data Interpretation Example: Medical Assistant

ETPL Eligible



Data Interpretation Example: Welders, Cutters, Solderers and Brazers

ETPL Eligible

FINAL
SCORE

	Weighted Indicators				Descriptive Indicators				Earnings Threshold				SCORE		
Occupation	Demand	Retention	Growth	Earnings	Job Stability	Job Transferability across Industries	Upward Skills Mobility	Skill Change	No. of Top Jobs	Baseline Top Jobs Ranking	Region Mean Earnings for this Occupation	Region Mean Earnings for All Occupations	Max Top Jobs Ranking	2025Q2 Top Jobs Ranking	Jan 2024 Flames Ranking
Welders, Cutters...	68	54	52	32	50	90	50	45	1	4	\$46,633	\$58,931	3	3	4

Earnings Threshold	
Star Rating	Wage Rule
4/5	\$56,488+
3	\$42,366 - \$56,487
2	\$28,245 - \$42,365
1	\$0 - \$28,244

Data Interpretation Example: Childcare Worker

ETPL Eligible

LTPPEligible														FINAL SCORE	
Weighted Indicators					Descriptive Indicators					Earnings Threshold					
Occupation Name	Demand	Retention	Growth	Wages	Job Stability	Skills Mobility	Skill Change	Baseline Top Jobs Ranking	Region Mean Earnings for this Occupation	Region Mean Earnings for All Occupations	Max Top Jobs Ranking	2025Q2 Top Jobs Ranking	Jan 2024 Flames Ranking		
Childcare Workers	68	41	32	7	35	25	48	3	\$30,164	\$56,487	2	2	4		

Really low wages!

Skills are shared across trades.

Limited by the wage threshold

Cannot score higher than a 2

Earnings Threshold	
Star Rating	Wage Rule
4/5	\$56,488+
3	\$42,366 - \$56,487
2	\$28,245 - \$42,365
1	\$0 - \$28,244

Data Interpretation Example:

Dental Assistant

ETPI Eligible

Weighted Indicators					Description				Earnings Threshold			FINAL SCORE	
Occupation Name	Demand	Retention	Growth	Wages	Job Status	Forward	Skill Change	Normalized Score	Region Mean Earnings for this Occupation	Region Mean Earnings for All Occupations	Max Top Jobs Ranking	2025Q2 Top Jobs Ranking	Jan 2024 Flames Ranking
Dental Assistants	69	53	51	31	55	80	66	66	17,258	\$56,487	3	3	4

low wages!

Two do NOT meet the threshold of 80; nor does any one meet the 90 threshold

Limited by the wage threshold

Cannot score higher than a 3

Earnings Threshold	
Star Rating	Wage Rule
4/5	\$56,488+
3	\$42,366 - \$56,487
2	\$28,245 - \$42,365
1	\$0 - \$28,244



WRG-Eligible Occupations

non-credit bearing

- Assemblers
- Book Keepers/ Auditors
- Carpenters
- Computer Network Support
- Computer Network Architect
- Computer Systems Analyst
- Computer User Support
- Construction Laborer
- CNC Programmers
- Customer Service Representatives



WRG-Eligible Occupations

non-credit bearing

- Diesel Mechanics
- Electricians
- Fire fighters
- Food Service Managers
- Heavy Equipment Mechanics
- HVAC technicians
- Industrial Machine Mechanics
- Lab technicians
- LPNs
- Machine Assemblers
- Machinists



WRG-Eligible Occupations

non-credit bearing

- Medical Assistants
- Massage Therapists
- Medical Registrars
- Medical Equipment Repairers
- Plumbers
- Project Management
- Shipping, Receiving and Inventory
- Truck drivers and bus drivers
- Teaching assistants
- Web Developers
- Welders



Next Steps

- ETPL and WRG ncb(as determined by Top Jobs) go live on July 1 (PY25)
- IN Demand website is temporarily set up to reflect Top Jobs STAR rankings.
- Hope to have a full website built on *Hoosiers by the Numbers* site in a few months
- The WRG website will be updated to reflect Top Jobs changes in the coming weeks.
- Regional data analysts have full data set.



CONTACT US

Email:

- **InTraining@dwd.IN.gov**
- **WRG@dwd.IN.gov**

