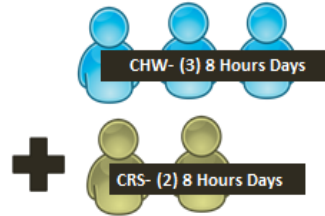


Community Health Worker Models

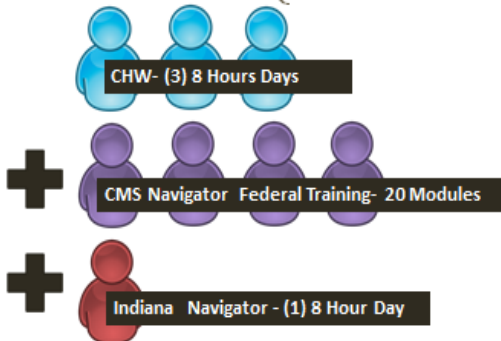
1. CHW Core DMHA Certification



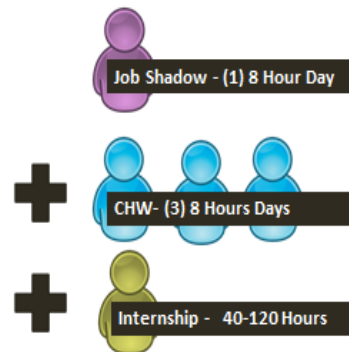
2. CHW/Certified Recovery Specialist DMHA Certification



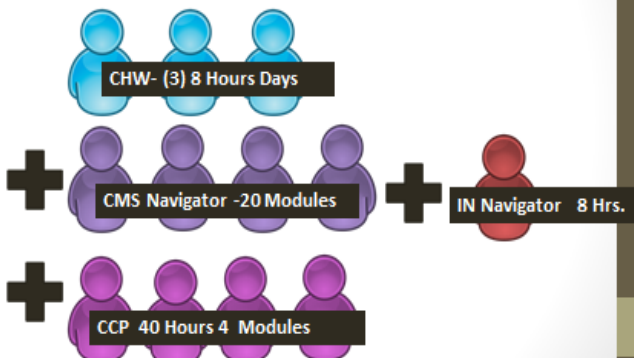
3. CHW Core & Navigator Certification (HRSA & CMS)



4. CHW Recruitment Pipeline ASPIN Recruitment & Retention Consortium



5. CHW/Navigator & Chronic Care Professional Certification ASPIN Health Improvement Program 2.0



6. CHW & Chronic Care Professional Certification Behavioral Health Workforce Education Training

