

# SCHOOL CORPORATION FISCAL INDICATORS

## INSTRUCTIONS FOR USE

(for November 2022 Release)

### Selection of School Corporation


To view the indicators for a particular school corporation, select the school corporation's name in the drop-down box. You may also type a portion of the school corporation's name in the box to more quickly access the school corporation.

## School Corporation Fiscal Indicators

School Corporation (ID): 0015

ADAMS CENTRAL COMMUNITY SCHOOL CORPORATION

ADAMS CENTRAL COMMUNITY SCHOOL CORPORATION  
ALEXANDRIA COMMUNITY SCHOOL CORPORATION  
ANDERSON COMMUNITY SCHOOL CORPORATION  
ARGOS COMMUNITY SCHOOL CORPORATION  
ATTICA CONSOLIDATED SCHOOL CORPORATION  
AVON COMMUNITY SCHOOL CORPORATION  
BARR-REEVE COMMUNITY SCHOOL CORPORATION  
BARTHOLOMEW CONSOLIDATED SCHOOL CORPORATION  
BATESVILLE COMMUNITY SCHOOL CORPORATION  
BAUGO COMMUNITY SCHOOL CORPORATION  
BEECH GROVE CITY SCHOOL CORPORATION  
BENTON COMMUNITY SCHOOL CORPORATION  
BLACKFORD COUNTY SCHOOL CORPORATION  
BLOOMFIELD SCHOOL DISTRICT  
BLUE RIVER VALLEY SCHOOL CORPORATION  
BOONE TOWNSHIP SCHOOL CORPORATION



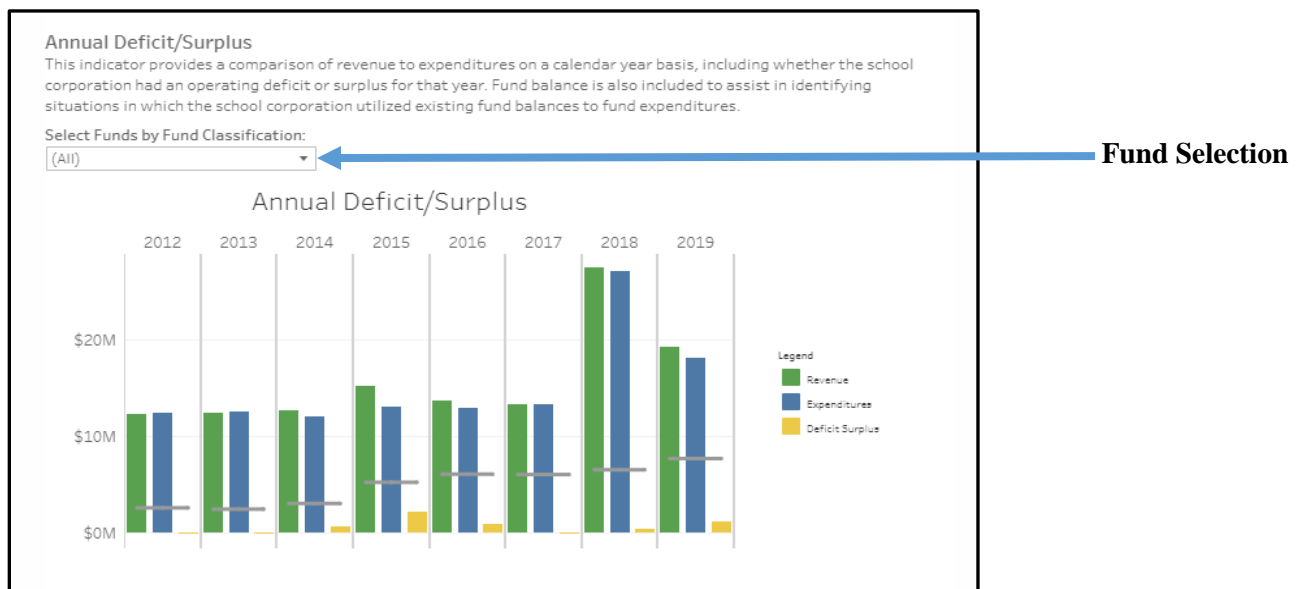
**Drop-Down  
Type Name Here**

ment Fund and certain specialty operating  
de to the chart of accounts at that time.

grant requirements. As such, a school  
irected for a particular fund may be restricted.

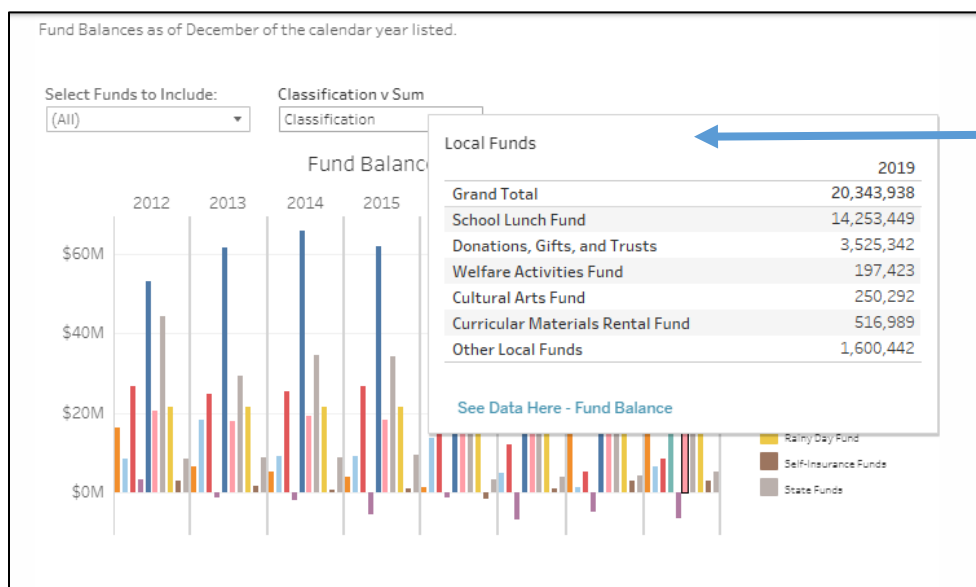
### Fund Selection

A number of the indicators allow for the user to define which fund classifications to include. To modify the funds included in the indicator, check or uncheck the fund classification boxes above the indicator. For more information on the funds included within a particular category, please see the Data Sources document at <https://www.in.gov/duab/files/School-Corporation-Fiscal-Indicators-Data-Sources-2022.pdf>.



## Additional Detail

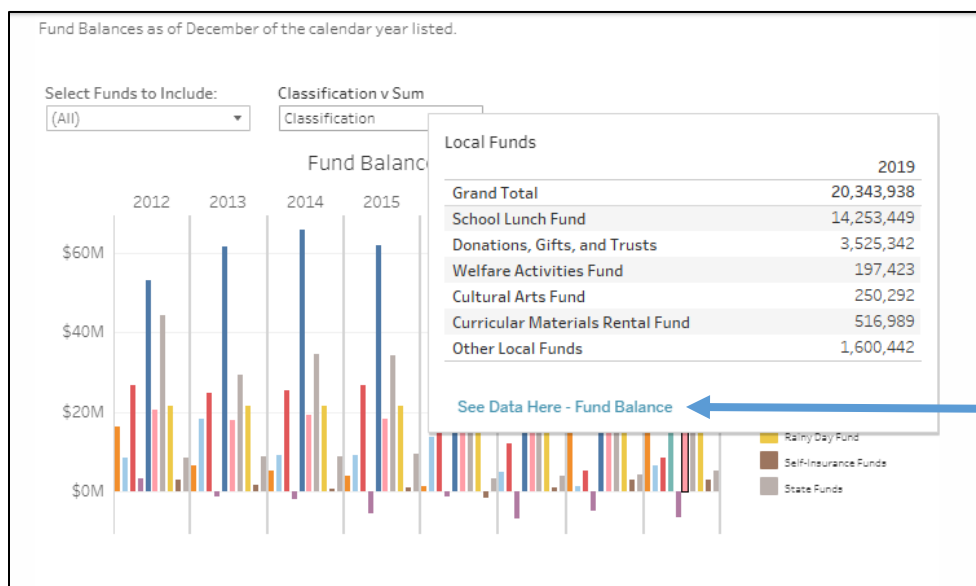
Throughout the dashboard, you may choose to view additional detail. To do so, place the cursor on a data point or column and left-click. This will result in the pop-up table remaining in place to allow for additional review of the data.



**Additional Detail**

## Data Tables

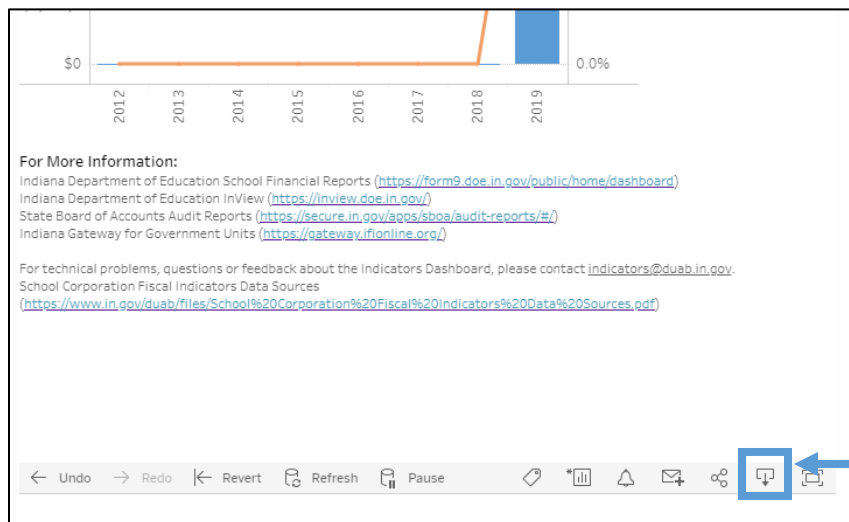
To see the data displayed in a data table for the selected school corporation, click on the “See Data Here” option available under the pop-up table. This will open a new tab that will display the data underlying the table. Where applicable, you will be given the option to reapply fund type filters on this new tab to allow you to filter the data displayed.



**See Data Here**

## **Print**

To print the indicators as displayed (including any user-defined options such as fund selections to include in an indicator) for the selected school corporation, click the Download option at the bottom of the indicators and select PDF. This will allow you to download and print a PDF of the indicators for the selected school corporation.



Click “Download”  
and Select “PDF”

## **Data Download**

To download the data for all school corporations in spreadsheet-format, please select the Data Download for All School Corporations available on <https://www.in.gov/duab/fiscal-indicators-committee/>. This will allow you to download an Excel workbook with data for all indicators and all school corporations.

## **Contact Information**

For technical problems, questions or feedback on the Indicators Dashboard, please contact [indicators@duab.in.gov](mailto:indicators@duab.in.gov).