






M5-1 (R or L) (I or S)




M5-2 (R or L) (I or S)




M6-1 (R or L) (I or S)




M6-5 (R or L) (I or S)




M6-7 (R or L) (I or S)



M6-2 (R or L) (I or S)



M6-3 (I or S)



M6-4 (I or S)



M6-6 (R or L) (I or S)

STATE	M5-1(S) M6-1(S) M6-3(S) M6-5(S) M6-7(S) M5-2(S) M6-2(S) M6-4(S) M6-6(S)			
INTERSTATE	M5-1(I) M6-1(I) M6-3(I) M6-5(I) M6-7(I) M5-2(I) M6-2(I) M6-4(I) M6-6(I)			
SHIELD SIZES	600 x 600 750 x 600		900 x 900 1125 x 900	
CORRESPONDING SIGN SIZE	525 x 375		525 x 375	



M3-1 \*  
(S or I)



M3-2 \*  
(S or I)



M3-3 \*  
(S or I)



M3-4 \*  
(S or I)

\* Note: Make 1st letter 10% taller

STATE	M3-1(S) M3-2(S) M3-3(S) M3-4(S)			
INTERSTATE	M3-1(I) M3-2(I) M3-3(I) M3-4(I)			
SHIELD SIZES	600 x 600	750 x 600	900 x 900	1125 x 900
CORRESPONDING SIGN SIZE	600 x 300	750 x 375	750 x 375	750 x 375

All Dimensions are in mm unless otherwise specified.

INDIANA DEPARTMENT OF TRANSPORTATION	
ROUTE MARKER DETAILS	
SEPTEMBER 2010	
STANDARD DRAWING NO.	802-SNGS-03
	<i>/s/ Richard L. VanCleave</i> 09/01/10 DESIGN STANDARDS ENGINEER      DATE
	<i>/s/ Mark A. Miller</i> 09/01/10 CHIEF HIGHWAY ENGINEER      DATE
DESIGN STANDARDS ENGINEER	