



GENERAL NOTES

① See Standard Drawing 801-TCSN-11 for additional general notes.



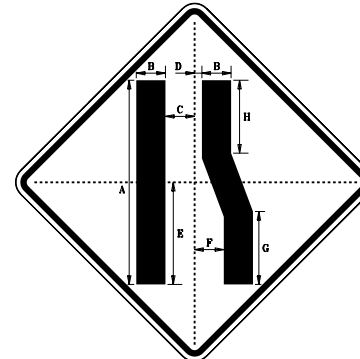
XW1-4-A (R or L) ①
XW1-4-B (R or L) ①



XW1-1-A (R or L) ①
XW1-1-B (R or L) ①



R3-2a ①
R3-2c ①




XW4-2 (R or L) ①
XW4-2-A (R or L) ①

LANE ENDS		
	XW4-2	XW4-2-A
A	700	950
B	100	135
C	100	135
D	25	35
E	350	475
F	100	135
G	250	340
H	250	340

All dimensions are in mm unless otherwise specified.

INDIANA DEPARTMENT OF TRANSPORTATION
TRAFFIC CONTROL SIGNS
 SEPTEMBER 1997
 STANDARD DRAWING NO. 801-TCSN-05



/s/ Anthony L. Uremovich 9-01-97
 DESIGN STANDARDS ENGINEER DATE

/s/ Donald W. Lucas 9-01-97
 CHIEF HIGHWAY ENGINEER DATE