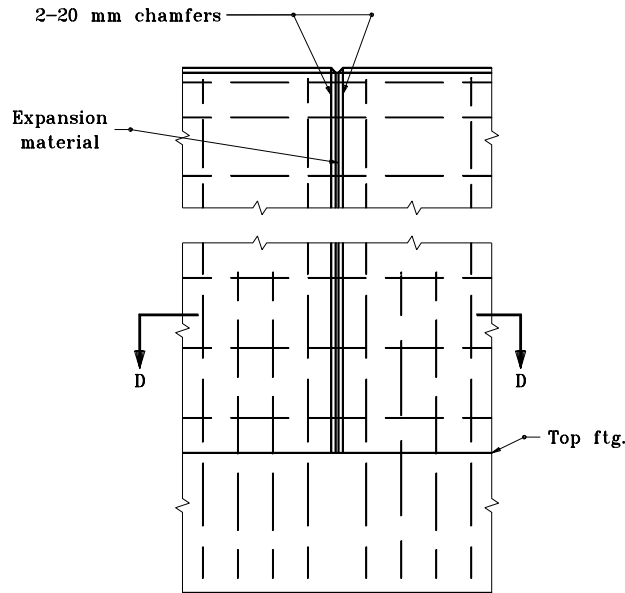
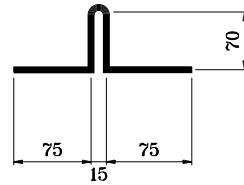


**GENERAL NOTES**

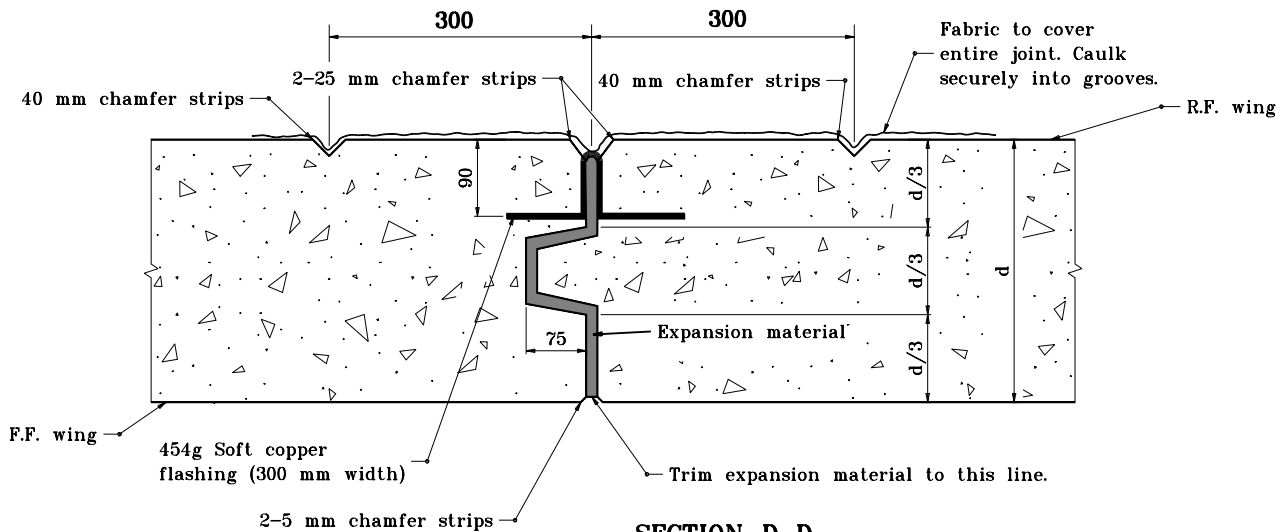
1. Expansion material in joints is preformed joint filler. Copper flashing is to be lapped 50 mm and soldered, subject to approval.



**FRONT FACE**



**BENDING DIAGRAM FOR  
COPPER FLASHING**



**SECTION D-D**


All dimensions are in mm unless otherwise specified.

INDIANA DEPARTMENT OF TRANSPORTATION

**EXPANSION JOINT  
TYPICAL DETAILS**

SEPTEMBER 1994

STANDARD DRAWING NO. **724-BJTS-03**



/s/ Anthony L. Uremovich 9/30/94  
DESIGN STANDARDS ENGINEER DATE

/s/ Donald W. Lucas 9/30/94  
CHIEF HIGHWAY ENGINEER DATE

Source Sheet: **C-3**