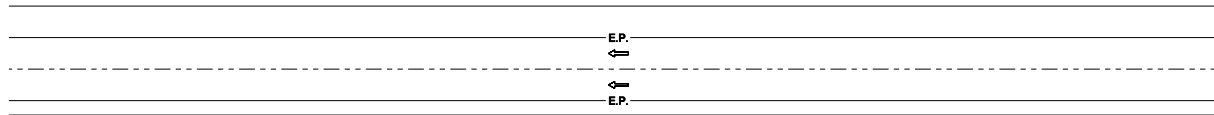


LEGEND

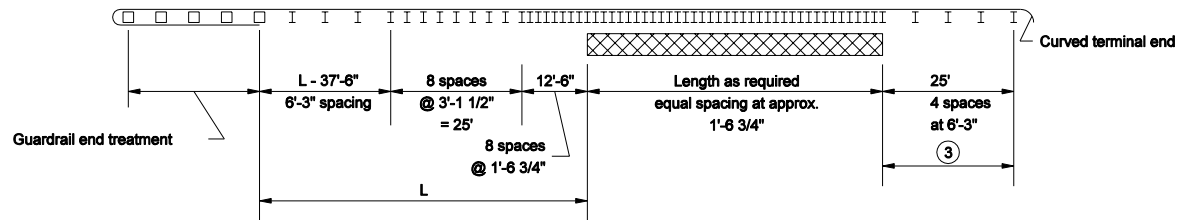
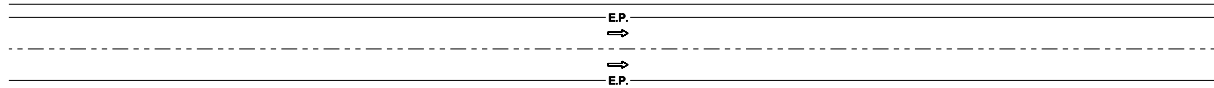
L = Length of need

⊗ Isolated obstruction

⊠ Extended obstruction



Median



**MULTI-LANE DIVIDED ROADWAY GUARDRAIL LAYOUT FOR
GUARDRAIL FACE TO OBSTRUCTION DISTANCE ≥ 2'-9" BUT < 3'-3"**

GENERAL NOTES


1. This configuration shall be used where W-beam guardrail at 1'-6 3/4" post spacing is specified on a divided lane roadway to shield an isolated or extended obstruction.
 2. Dimensions and details not shown on this drawing shall be as shown on the plans.
- ③ Rectangular plate washers shall be installed at each post along this section.

INDIANA DEPARTMENT OF TRANSPORTATION

**ROADSIDE OBSTRUCTION
PROTECTION GUARDRAIL**

MARCH 2005

STANDARD DRAWING NO. E 601-RHPG-01



/s/ Richard L. VanCleave 3-01-05
DESIGN STANDARDS ENGINEER DATE

/s/ Richard K. Smutzer 3-01-05
CHIEF HIGHWAY ENGINEER DATE