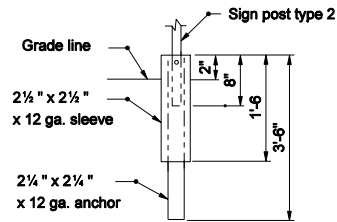


**SQUARE POST**

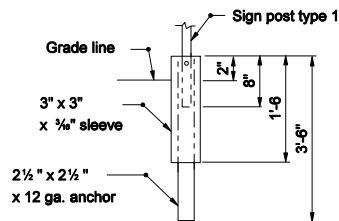
12 ga. Thickness



**REINFORCED ANCHOR BASE**

**SQUARE POST**

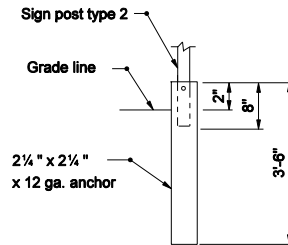
12 ga. Thickness



**REINFORCED ANCHOR BASE**

**SQUARE POST**

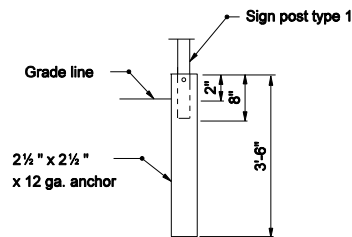
12 ga. Thickness



**UNREINFORCED ANCHOR BASE**

**SQUARE POST**

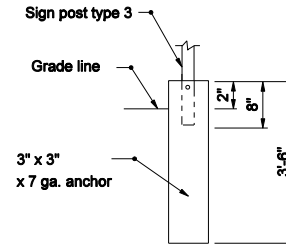
12 ga. Thickness



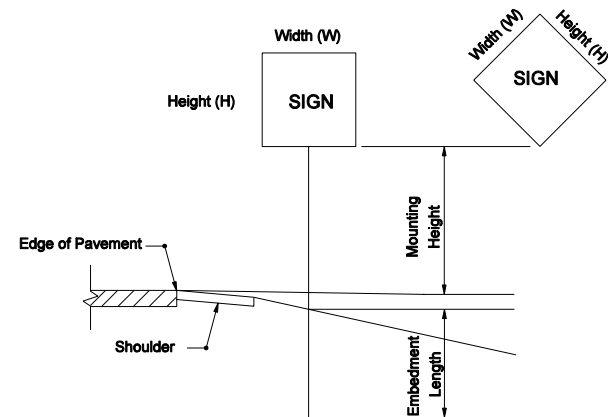
**UNREINFORCED ANCHOR BASE**

**SQUARE POST**

12 ga. Thickness



**UNREINFORCED ANCHOR BASE**



**GENERAL NOTES:**

- See Standard Drawing E-802-SNGS-09 for sign size and E802-SNPL-02 for mounting height table.


POST	TYPE	WALL THICKNESS	NO. OF POSTS PERMITTED IN 7 ft PATH	EMBEDMENT LENGTH
U-CHANNEL	A, B		1 OR 2	3'-6"
SQUARE	1	12 ga.	1	ANCHOR BASE
	2	12 ga.	1 OR 2	
	3	12 ga.	1	

INDIANA DEPARTMENT OF TRANSPORTATION

**STEEL SIGN POSTS**

SEPTEMBER 2006

STANDARD DRAWING NO. E 802-SNGS-10



/s/ Richard L. VanCleave 9-01-06  
DESIGN STANDARDS ENGINEER DATE

/s/ Richard K. Smutzer 9-01-06  
CHIEF HIGHWAY ENGINEER DATE

DESIGN STANDARDS ENGINEER