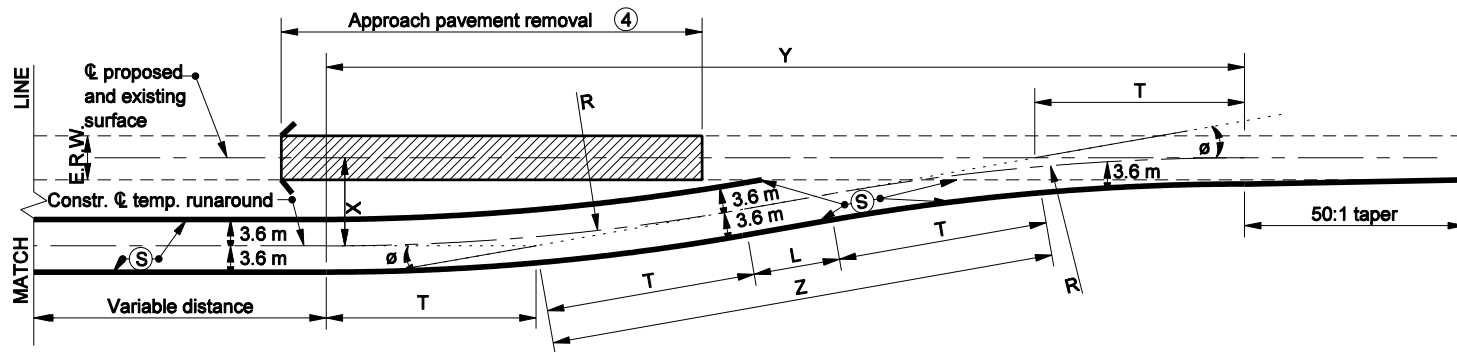
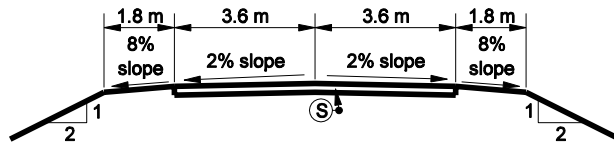


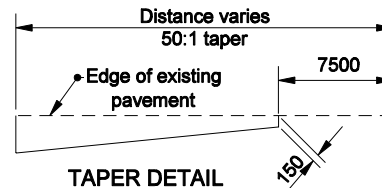
TEMPORARY RUNAROUND



TEMPORARY RUNAROUND



TYPICAL RUNAROUND SECTION



TAPER DETAIL


All dimensions are in mm unless otherwise specified

INDIANA DEPARTMENT OF TRANSPORTATION

TEMPORARY RUNAROUND  
GEOMETRICS

SEPTEMBER 2006

STANDARD DRAWING NO. 713-TCTR-01



/s/ Richard L. VanCleave 9-01-06  
DESIGN STANDARDS ENGINEER DATE

/s/ Richard K. Smutzer 9-01-06  
CHIEF HIGHWAY ENGINEER DATE

General Notes:

1. For notes that apply to this sheet, see Standard Drawing 713-TCTR-04.
2. See Standard Drawings 713-TCTR-02 and 02A for runaround geometrics and surface areas.
3. See Standard Drawing 801-TCLG-01 for standard notes and legend.