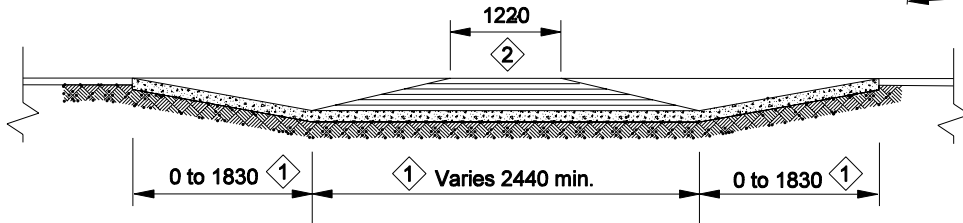
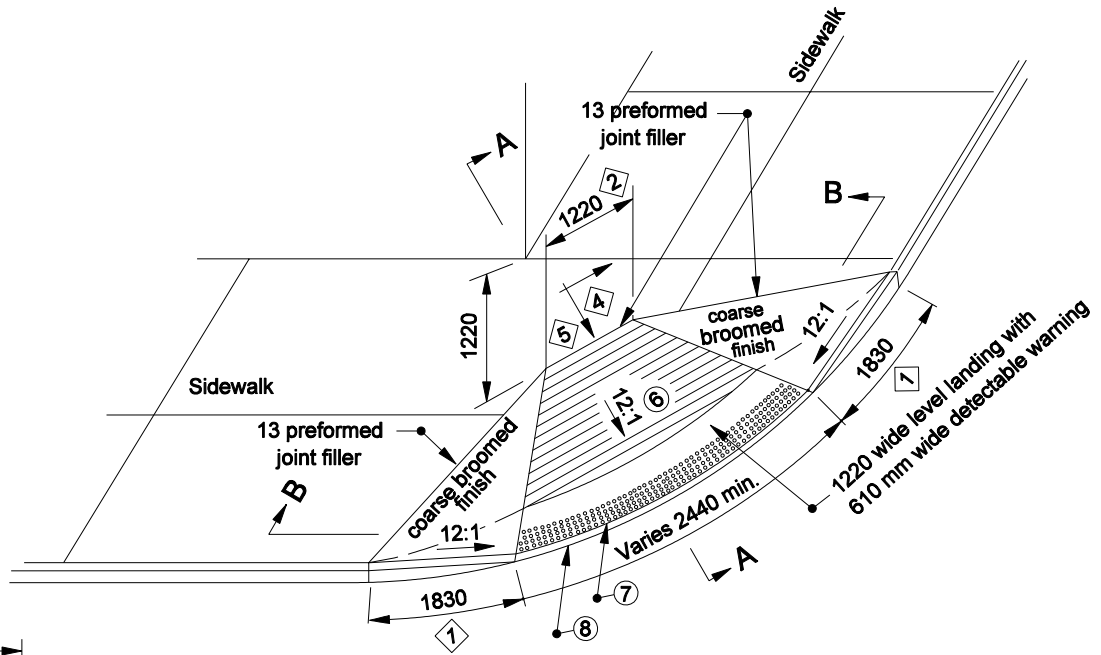
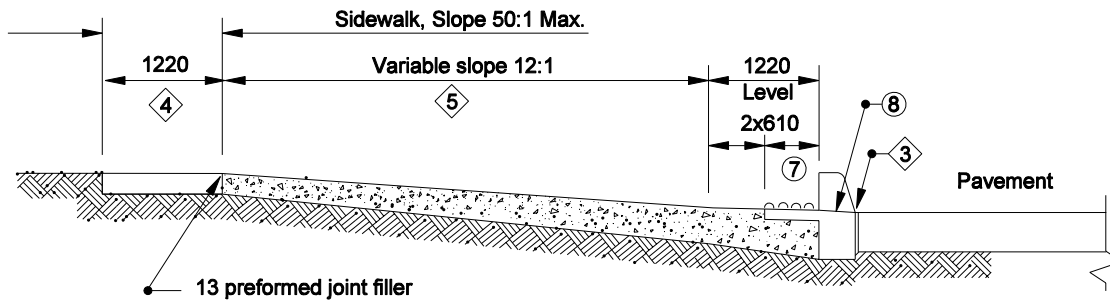


NOTES :

- ⑥ See Standard Drawing 604-SWCR-02 for groove details.
- ⑦ See Standard Drawing 604-SWCR-02 for details of the detectable warnings.
- ⑧ See Standard Drawing 604-SWCR-03 for alternate curb construction.
- 9. See Standard Drawing 604-SWCR-03 for typical ramp construction detail.
- 10. See Standard Drawing 604-SWCR-01 and -02 for Location Plan and General Notes respectively.



SECTION B-B



SECTION A-A

All Dimension are in mm unless otherwise specified

INDIANA DEPARTMENT OF TRANSPORTATION

**SIDEWALK CURB RAMP
TYPE B**

SEPTEMBER 2005

STANDARD DRAWING NO. 604-SWCR-04

	/s/ Richard L. VanCleave	9-01-05
	DESIGN STANDARDS ENGINEER	DATE
	/s/ Richard K. Smutzer	9-01-05
	CHIEF HIGHWAY ENGINEER	DATE

DESIGN STANDARDS ENGINEER