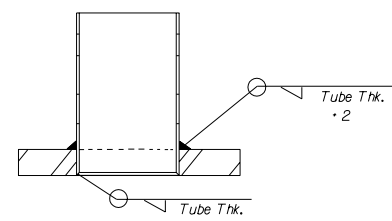
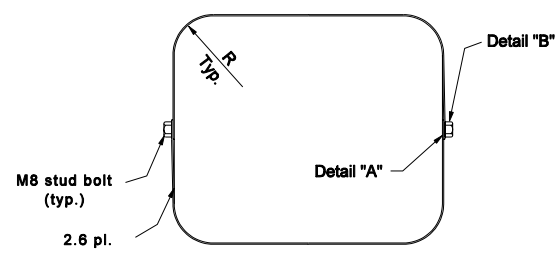


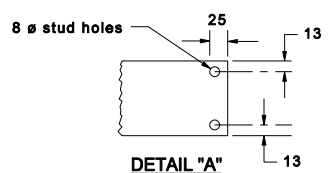
**GROUNDING CONNECTION**



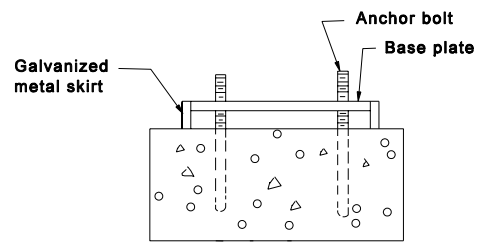
**COLUMN - TO BASE PLATE OR  
MAST - ARM - TO - FLANGE - PLATE  
SOCKET CONNECTIONS**



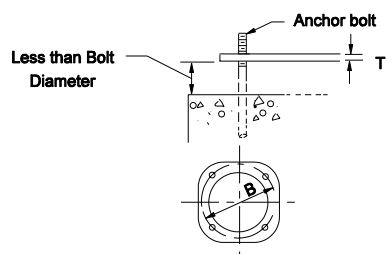
**SKIRT DETAIL**



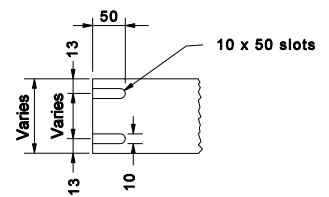
**DETAIL "A"**



**GALVANIZED METAL COVER**



**BASE PLATE**



**DETAIL "B"**

All Dimension are in mm unless otherwise specified

INDIANA DEPARTMENT OF TRANSPORTATION

**OVERHEAD SIGN DETAILS**

MARCH 2004

STANDARD DRAWING NO. 802-SNOC-05

	<table style="width: 100%; border-collapse: collapse;"> <tr> <td style="font-size: small;">/s/ Richard L. VarCleave</td> <td style="font-size: small;">3-01-04</td> </tr> <tr> <td style="font-size: small;">DESIGN STANDARDS ENGINEER</td> <td style="font-size: small;">DATE</td> </tr> <tr> <td 2"="" colspan:=""> </td> </tr> <tr> <td style="font-size: small;">/s/ Richard K. Smutzer</td> <td style="font-size: small;">3-01-04</td> </tr> <tr> <td style="font-size: small;">CHIEF HIGHWAY ENGINEER</td> <td style="font-size: small;">DATE</td> </tr> </table>	/s/ Richard L. VarCleave	3-01-04	DESIGN STANDARDS ENGINEER	DATE		/s/ Richard K. Smutzer	3-01-04	CHIEF HIGHWAY ENGINEER	DATE
/s/ Richard L. VarCleave	3-01-04									
DESIGN STANDARDS ENGINEER	DATE									
/s/ Richard K. Smutzer	3-01-04									
CHIEF HIGHWAY ENGINEER	DATE									
DESIGN STANDARDS ENGINEER										