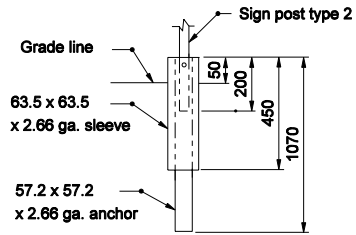


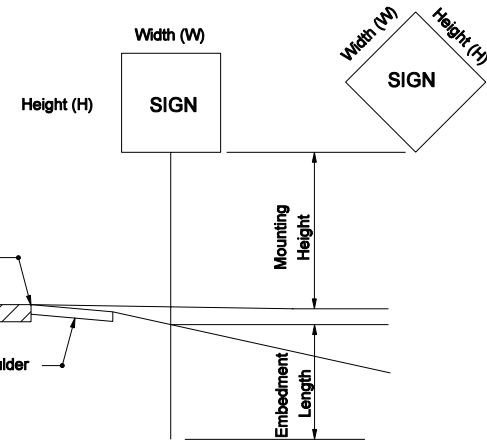
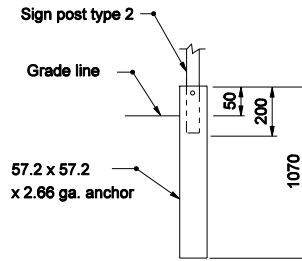
SQUARE POST

2.66 Thickness



SQUARE POST

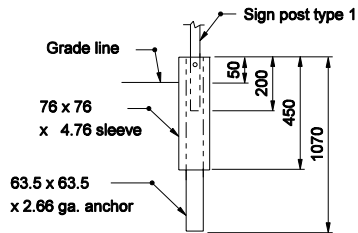
2.66 Thickness



REINFORCED ANCHOR BASE

SQUARE POST

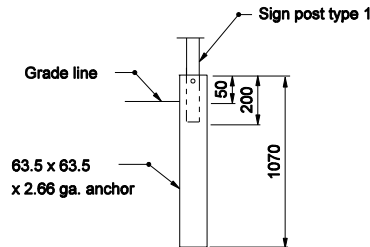
2.66 Thickness



UNREINFORCED ANCHOR BASE

SQUARE POST

2.66 Thickness



POST	TYPE	WALL THICKNESS	NO. OF POSTS PERMITTED IN 2.1 m PATH	EMBEDMENT LENGTH
U-CHANNEL	A, B		1 OR 2	1070
SQUARE	1	2.66 ga.	1	ANCHOR BASE
	2	2.66 ga.	1 OR 2	

REINFORCED ANCHOR BASE

UNREINFORCED ANCHOR BASE

GENERAL NOTES:

1. See Standard Drawing 802-SNGS-09 for sign size and 802-SNPL-02 for mounting height table.


All dimensions are in mm unless otherwise specified

INDIANA DEPARTMENT OF TRANSPORTATION

STEEL SIGN POSTS

SEPTEMBER 2004

STANDARD DRAWING NO. 802-SNGS-10



/s/ Richard L. VanCleave 9-01-04
DESIGN STANDARDS ENGINEER DATE

/s/ Richard K. Smutzer 9-01-04
CHIEF HIGHWAY ENGINEER DATE

DESIGN STANDARDS ENGINEER