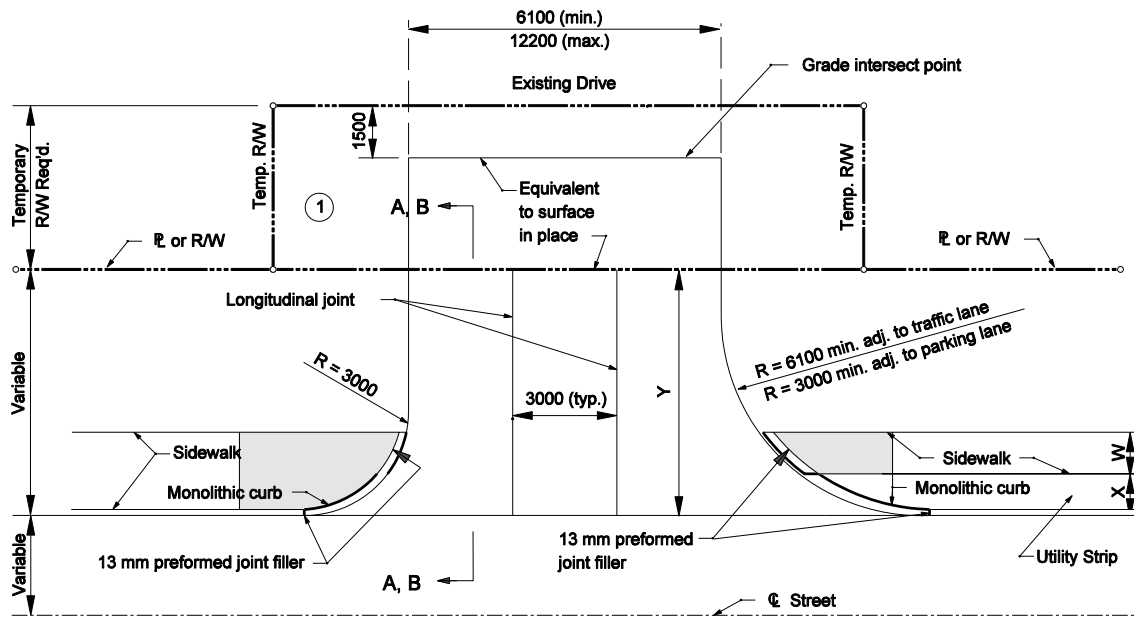


**CONCRETE CURB & GUTTER CONNECTION FOR CLASS I & III DRIVES**




**PLAN VIEW - CLASS III DRIVE**

**NOTES :**

- ① See Standard Drawing 610-DRIV-08 for Section A-A, and Section B-B.
2. For Class III drive, PCCP pavement for driveways shall be placed over 150 compacted aggregate base.
3. See Standard Drawings 604-SDWK-01 or 604-SDWK-02 for side walk elevation transition details, or Standard Drawing 604-SWCR-09 for sidewalk curb ramp details if the drive is signalized.

**LEGEND**

- W = Width of sidewalk  
 Wd = Driveway width  
 X = Distance between back face of curb and sidewalk  
 Y = Distance from front face of curb to R or R/W
-  Sidewalk elevation transition.


All Dimension are in mm unless otherwise specified

INDIANA DEPARTMENT OF TRANSPORTATION

**CLASS III DRIVE**

**MARCH 2006**

**STANDARD DRAWING NO. 610-DRIV-03**



/s/ Richard L. VanCleave 3-01-06  
 DESIGN STANDARDS ENGINEER DATE

/s/ Richard K. Smutzer 3-01-06  
 CHIEF HIGHWAY ENGINEER DATE

DESIGN STANDARDS ENGINEER