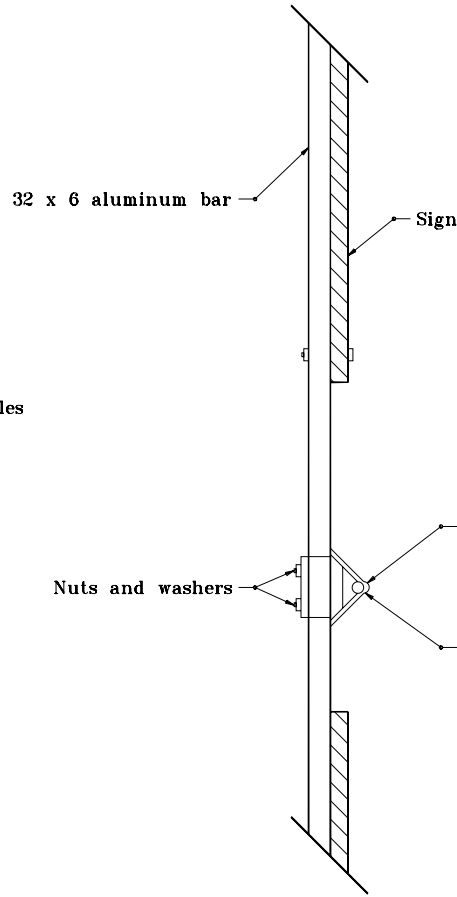
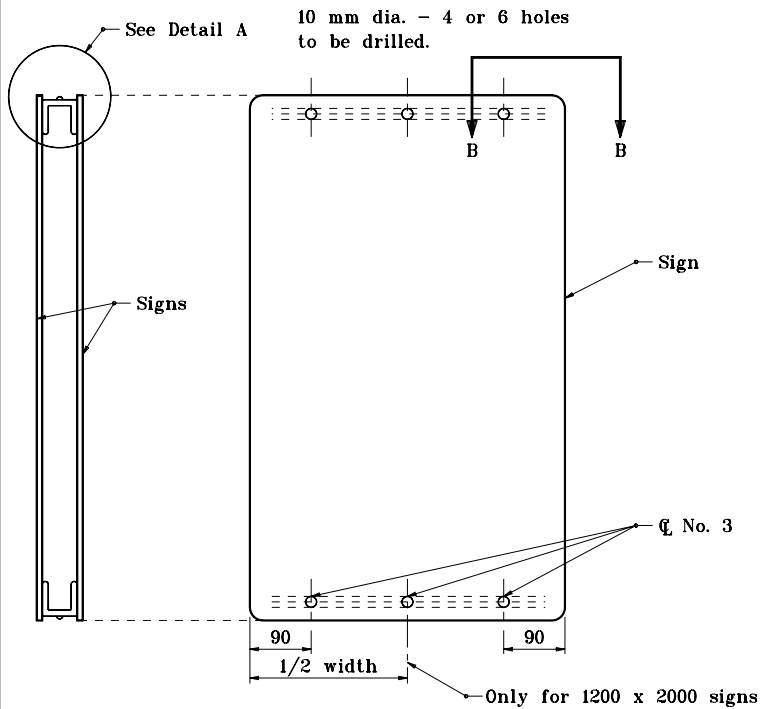
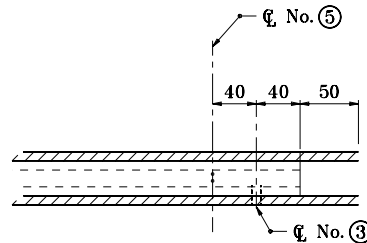


**DETAIL A**



**DETAIL B**



**B-B TOP VIEW**

PART No.	MATERIAL DESCRIPTION
①	M8 nylon washer
②	C 75 x 6.1 steel channel
③	M8 x 100 bolt
④	M8 nylon washer
⑤	M6 x 70 U bolt
⑥	M6 lock washer
⑦	M6 hex nut
⑧	M8 lock nut

All dimensions are in mm unless otherwise specified.

INDIANA DEPARTMENT OF TRANSPORTATION  
**CABLE SPAN SIGN**  
**STRUCTURE DETAILS**  
 SEPTEMBER 2001  
 STANDARD DRAWING NO. 802-SNCS-03

	/s/ Anthony L. Uremovich 9-04-01 <small>DESIGN STANDARDS ENGINEER DATE</small>
	/s/ Firooz Zandi 9-04-01 <small>CHIEF HIGHWAY ENGINEER DATE</small>

DESIGN STANDARDS ENGINEER