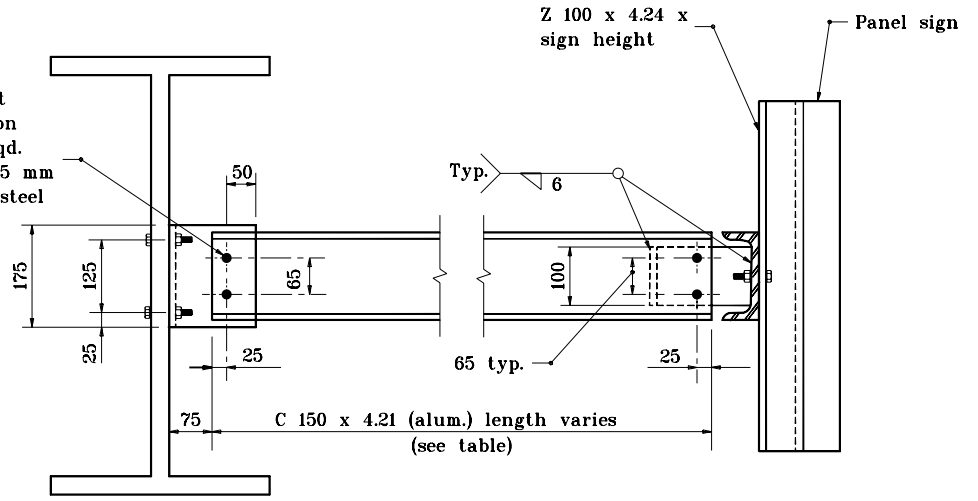
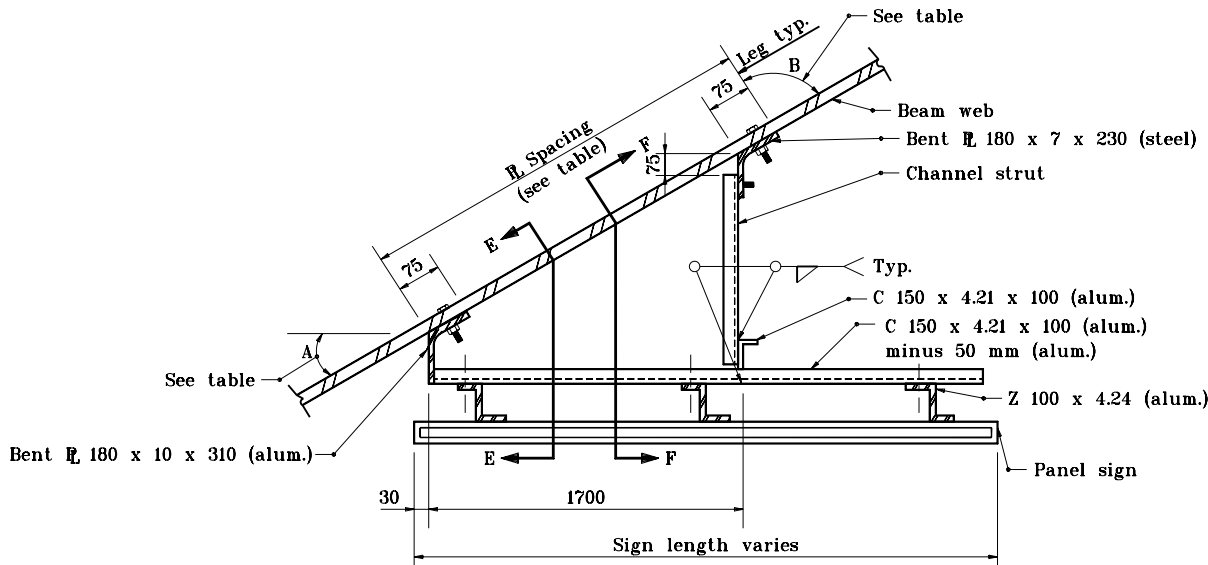


SECTION E-E

18 mm hole for M16 Bolt (2)- flat washers & nylon insert lock nut. (4)- reqd. place plastic material, 1.5 mm min. thickness between steel & aluminum surfaces.



SECTION F-F



PLAN (TYPE B)

10°, 20°, 30°, & 40° Connections


All dimensions are in mm unless otherwise specified.

INDIANA DEPARTMENT OF TRANSPORTATION

**BRIDGE BRACKET ASSY. FOR
CROSSROAD SIGNING**

SEPTEMBER 2001

STANDARD DRAWING NO. **802-SNBB-04**



/s/ Anthony L. Uremovich 9-04-01
DESIGN STANDARDS ENGINEER DATE

/s/ Firooz Zandi 9-04-01
CHIEF HIGHWAY ENGINEER DATE

DESIGN STANDARDS ENGINEER