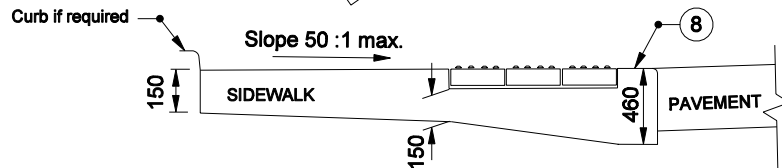
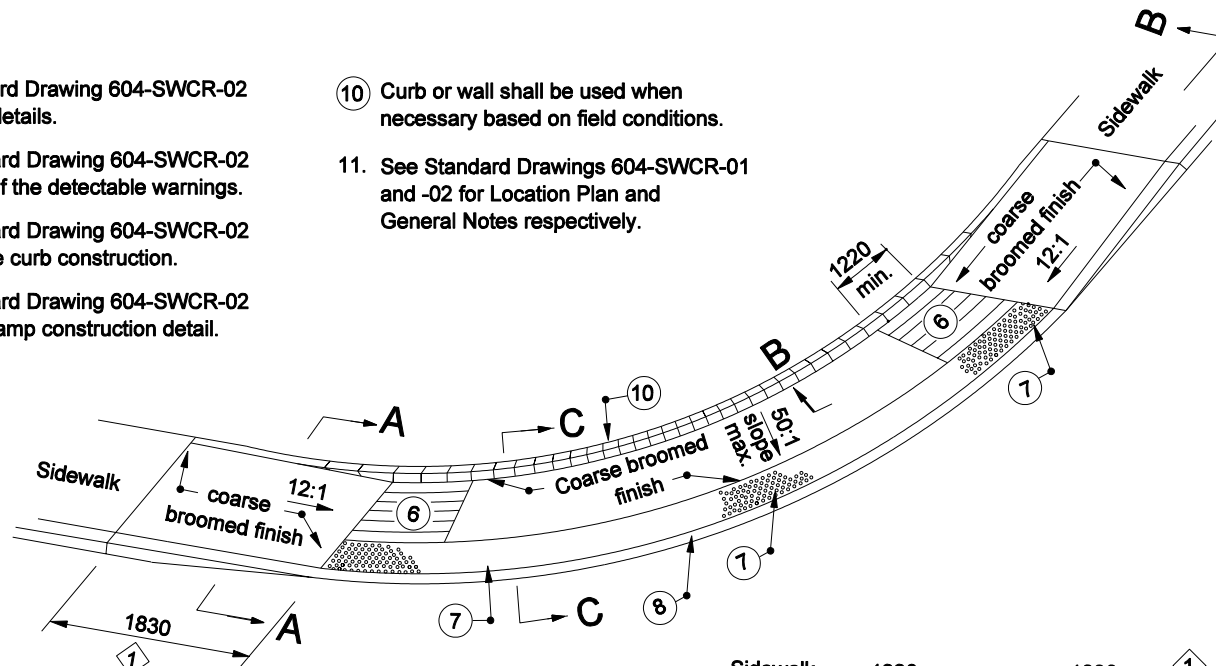
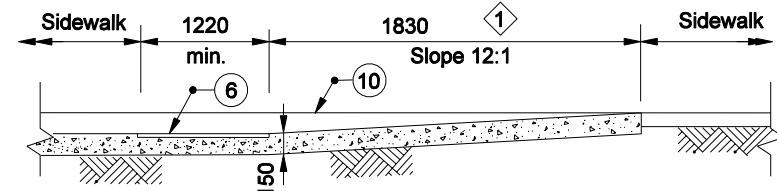


NOTES :

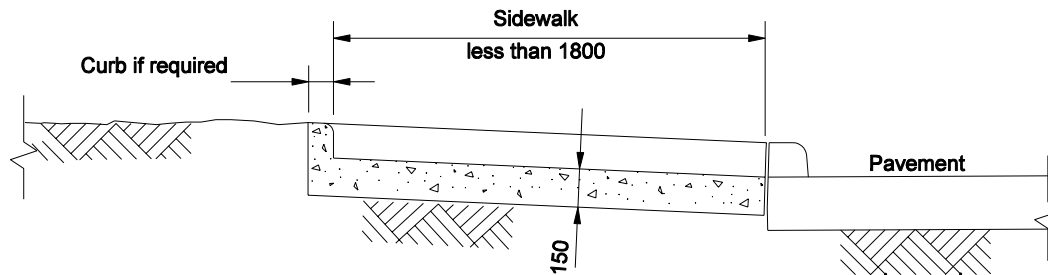
- ⑥ See Standard Drawing 604-SWCR-02 for groove details.
- ⑦ See Standard Drawing 604-SWCR-02 for details of the detectable warnings.
- ⑧ See Standard Drawing 604-SWCR-02 for alternate curb construction.
- 9. See Standard Drawing 604-SWCR-02 for typical ramp construction detail.
- ⑩ Curb or wall shall be used when necessary based on field conditions.
- 11. See Standard Drawings 604-SWCR-01 and -02 for Location Plan and General Notes respectively.



SECTION C-C



SECTION B-B



SECTION A-A

All Dimension are in mm unless otherwise specified

INDIANA DEPARTMENT OF TRANSPORTATION

**SIDEWALK CURB RAMPS
TYPE F**

SEPTEMBER 2005

STANDARD DRAWING NO. 604-SWCR-08

	/s/ Richard L. VanCleave	9-01-05
	DESIGN STANDARDS ENGINEER	DATE
	/s/ Richard K. Smutzer	9-01-05
DESIGN STANDARDS ENGINEER	CHIEF HIGHWAY ENGINEER	DATE