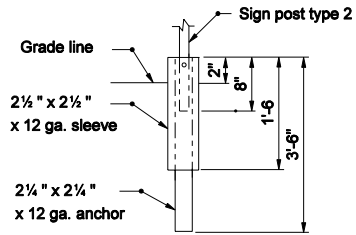


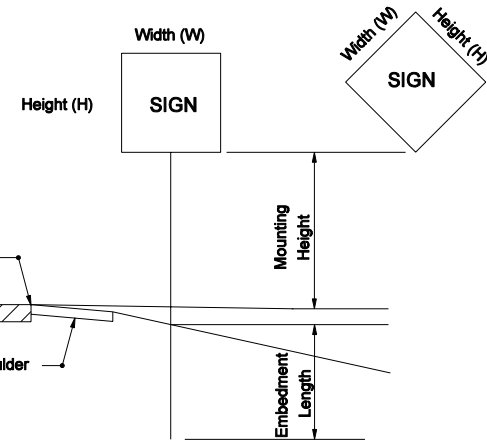
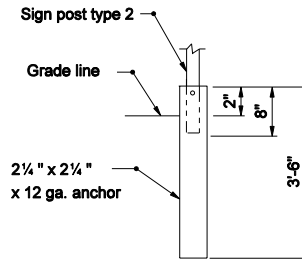
SQUARE POST

12 ga. Thickness



SQUARE POST

12 ga. Thickness

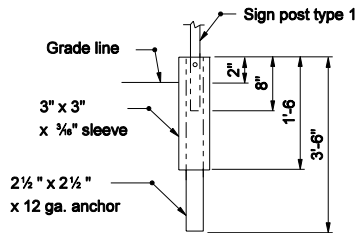


REINFORCED ANCHOR BASE

UNREINFORCED ANCHOR BASE

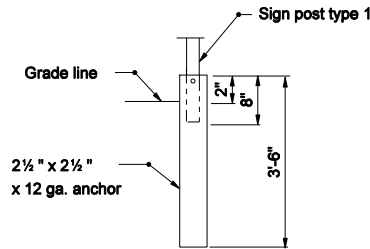
SQUARE POST

12 ga. Thickness



SQUARE POST

12 ga. Thickness



POST	TYPE	WALL THICKNESS	NO. OF POSTS PERMITTED IN 7 ft PATH	EMBEDMENT LENGTH
U-CHANNEL	A, B		1 OR 2	3'-6"
SQUARE	1	12 ga.	1	ANCHOR BASE
	2	12 ga.	1 OR 2	

REINFORCED ANCHOR BASE

UNREINFORCED ANCHOR BASE

GENERAL NOTES:


1. See Standard Drawing E-802-SNGS-09 for sign size and E802-SNPL-02 for mounting height table.

INDIANA DEPARTMENT OF TRANSPORTATION

STEEL SIGN POSTS

SEPTEMBER 2004

STANDARD DRAWING NO. E 802-SNGS-10



/s/ Richard L. VanCleave 9-01-04
DESIGN STANDARDS ENGINEER DATE

/s/ Richard K. Smutzer 9-01-04
CHIEF HIGHWAY ENGINEER DATE

DESIGN STANDARDS ENGINEER